
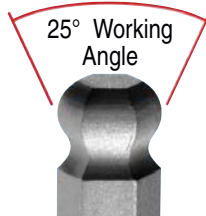


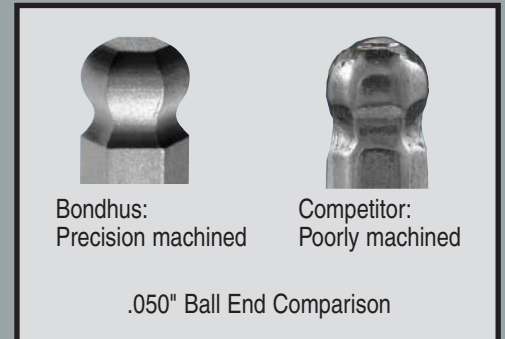
Ball End L-Wrenches



- Color-coded tools can be distinguished at a glance
- Superior rust protection finish
- Sizes are stamped on the tool
- Ball End inserts into screw at a 25° angle
- Extra long length available



Bondhus Ball End tools feature unrivaled precision machining



All Bondhus Ball End tools feature a precise 25° working angle

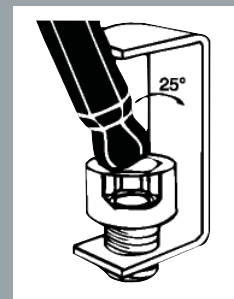


High Torque Steel:

Up to 20% stronger, with more torque and twice the wear resistance of standard grades of steel.



Durable color-coded finish for superior protection and easy tool identification.



25° working angle allows tool to work in hard to reach places