







- Cushioned, curved handle increases comfort and reduces fatigue
- Handle is welded directly to blade for a tool that will last a lifetime
- Handles are designed to match torque capacity of blade

Color-Coded

-  Inch
-  Metric
-  TORX®



High Torque Steel:

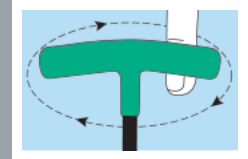
Up to 20% stronger, with more torque and twice the wear resistance of standard grades of steel.

FINISH OPTIONS:



Corrosion-resistant finish:

Environmentally safe, provides better tool grip, resists solvents and is 5 times more corrosion resistant than competitor finishes.



The Bondhus solid steel handle is heavy duty and generates a flywheel effect for super fast insertion and removal of screws.



The Bondhus T-Handle is curved to match the shape of the hand. This design is ergonomically superior to old fashioned straight handles.



Handle and blade are securely welded and will never loosen or slip.



Handle sizes are engineered to match blade torque capabilities.