

Parts Ideas From Barb

STACKED TUMBLERS: ROLLER AND SEAL KIT

Is your Huebsch/Speed Queen stacked tumbler making a loud noise? It could time for a new roller and seal kit.

Checking your rollers and installing new ones is simple. Rollers are located near the lint compartment.

The rollers pictured are used on stack tumblers 35 lb-55 lb and single pocket dryers. The roller kits now come with instructions, and a felt seal to protect against lint build up.

As always, please contact me in the Minnesota Chemical Parts Department with any parts questions at (651) 288-4849



Chicago Dryer: The Made-in-America Leader in Finishing Equipment You Can Depend On

Chicago Dryer has been the made-in-USA leader in innovative flatwork finishing equipment for over 100 years. From high-end resorts to the most powerful commercial laundries in the industry, the world's leading organizations turn to Chicago Dryer.

Chicago Dryer produces, in its American factory, the widest range of separating, feeding, ironing, folding, and linen-handling equipment in the world. Chicago and Minnesota Chemical can help your business operate more cost-effectively, save you costly labor hours, help you to streamline your operations and repurpose your overworked employees elsewhere to maximize your efficiency.

Ask your MCC rep today how new Chicago finishing equipment might best improve your operation's efficiency and quality today.

CHICAGO




SEPARATING



FEEDING



IRONING



FOLDING



COMBINATION



TECHNOLOGY



Our Trade Events:

THE CLEAN SHOW 2025!

We hope you are able to spend a little time with us at the Clean Show 2025 this August 23 – 26, at the Orange County Convention Center in Orlando, Florida. <https://the-clean-show.us.messefrankfurt.com/us/en/attend.html>

Whatever your business in the commercial, vended, industrial laundry or drycleaning industry may be, the Clean Show features the latest and most technologically advanced products for laundering, drycleaning, textile care, networking, educational opportunities, and live demonstrations. <https://the-clean-show.us.messefrankfurt.com/us/en/about/productgroups.html>

For more specific industry focus, please check out our partner organizations for additional details:

Vended laundry: <https://laundryassociation.org/>


Dry Cleaning: <https://dlionline.org/the-clean-show-2025/>

Association for Linen Management: <https://www.almnet.org/page/CleanShow>

TCATA: <https://www.tcata.org/i4a/pages/index.cfm?pageid=3367>

TRSA: <https://www.trsa.org/events-education/the-trsa-experience-the-clean-show/>

Not attending the show? Your Minnesota Chemical rep will be happy to review the latest industry developments and technologies with you after the show at your convenience! <https://minnesotachemical.com/contact>



Calendar of Events

Every Tuesday @ 10:30 AM – 11:30 PM Central - **Drycleaning & Laundry Institute (DLI): DLI Weekly Peer-to-Peer Zoom Meetings**; FREE; Share ideas and brainstorm with other professional cleaners from around the globe with weekly Zoom open discussions. Members may click to register. <https://dlionline.org/events/>

August 23-26; **The Clean Show 2025**: Orlando, FL; Attending the Clean Show? Let us help you maximize your time at the show by scheduling with your Minnesota Chemical rep at booths of interest: <https://minnesotachemical.com/contact> or register here: <https://the-clean-show.us.messefrankfurt.com/us/en/attend.html>

August 23, 2025 @ 12:00PM – 2:00 PM Eastern: **LaundryCares: Clean Show**; Join LaundryCares for a lunch-and-learn while at the Clean Show! Learn how to connect with your community, engage in customer social responsibility, and hear testimonials from owner-operators. <https://laundryassociation.org/clean-show/laundrycares-lunch-learn/>

August 24, 2025 @ 6PM Eastern – **CLA: Clean Show - Reception**: Members only; Rosen Centre 9840 International Drive, Orlando, FL. <https://laundryassociation.org/clean-show-cla-reception/>

September 10 @ 1:00 PM – 2:00 PM Central; **CLA: Women's Laundry Network: Q&A For Women in the Laundry Industry**; FREE; This forum is your chance to ask your laundry-specific questions of other women in the industry on topics, such as operations, maintenance, employees, WDF—or anything you want to know about the business. Attend this one hour to learn best practices, share ideas and meet other women in the industry. <https://laundryassociation.org/clean-show/wln-qa-forum-for-women-in-the-laundry-industry-4/>

3750 Dunlap Street North
Arden Hills, MN 55112
651-646-7521
Toll Free: 1-800-328-5689
Fax: 651-649-1101

13636 Carmen Avenue
Suite 4
Menomonee Falls, WI 53051
262-781-8630

Equipment Coordinator: Christine Evenson
Equipment Sales: Daniel Baker, James Baker, Tony Crain
Front Desk: Tina Hinrichs

Service Engineers: Dan Elstad, Phil Hall, Andy Putnam, Anthony Dickenson, Drake Ristvedt
Supply Sales: John Sullivan, Chris Schiefelbein, Tina Hinrichs
Parts Manager: Barbara Swanson

Warehouse: Mac Dolphy, Warehouse Manager
Purchasing/Accounts Payable/ Supply Department Manager: Chris Schiefelbein
CFO: Kwen Johnson
City Desk: Tina Hinrichs

Parts Direct Line: 651-288-4849 • Service Direct Line: 651-288-4857 • Parts & Service Fax: 651-646-7206

NOW HIRING: FT MAINTENANCE TECH – Call 651-288-4857 to discuss



OUR 110th YEAR! • 1-800-328-5689 • www.minnesotachemical.com • August 2025 • Issue #706



Supply Ideas by Chris Schiefelbein, John Sullivan and Tina Hinrichs


PARISER'S PARAZYME

PARAZYME is a ready-to-use enzyme formulation designed to liquefy and digest complex proteins, cellulose, starch, fats and oils, and greases at an accelerated rate. A safe, natural processing agent for the elimination of the cause of odors instead of masking the problem. PARAZYME is recommended for use in maintaining free and clear sinks and toilets, and is especially effective in grease traps and other drains when used on a regular basis. Useful for septic systems, porta-toilet and recreational vehicles. PARAZYME will, when used consistently, eliminate the need for hazardous caustic or acid cleaners or expensive plumber services, and has excellent shelf-life characteristics

Ask your Minnesota Chemical supply sales rep for more info and/or a sample today!



Mason Hendrickson and Bren Hendrickson of Pariser / SoapTech



Upgrade your Laundry Operation by Saving Time, Money, Labor in Your Laundry with RinSave® MADE-IN-USA!

Milnor's RinSave® proprietary, industry-leading water saver feature is standard on all T-Series, V-Series, X-Series, and 48040 open-pocket washer-extractors.

This exclusive tech allows the basket to reach a precise G-force that "slings" the wash liquor (including water, chemistry, and soil) out of the goods after a wash step. Milnor's RinSave® will save up to 2 rinses per load and fill/rinse time. Laundries with the Milnor RinSave® feature will get more loads per hour to save you money! You can save up to .4 gallons of water per pound of processed goods.

That's up to two rinse steps and ten minutes saved per load! When time is money—and water and energy cost, well, money—saving hundreds of gallons of water every day with Milnor's RinSave® can add up to real savings. Not just for your bottom line, but for the planet as well.

For more information, please contact your MCC sales rep, or visit <https://www.milnor.com/save/>.



Sankosha Press-Free Finisher: A Versatile Solution

Sankosha's ST-9000U Press-Free Finisher is a highly adaptable, customizable piece, which allows for quality press-free finishing at between 160-380 pieces per hour, depending on the item type, material, and the configuration of the finisher.

The ST-9000 features both high productivity and high finishing quality, along with low energy consumption, flexible layout options to suit your floor plan, and no padding/covers to replace!

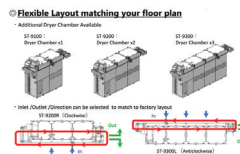
As the very first Sankosha dealer in the United States, Minnesota Chemical has long been a steadfast proponent of Sankosha's offerings. Sankosha's focus on customer needs, exceptional quality and reliability, and innovation in response to customer needs have long made it a market leader whose products Minnesota Chemical has been proud to promote, to sell, and to support long after the sale for over three decades.

Please contact your Minnesota Chemical rep today for more information on how we can help improve your plant and profitability with a Press-Free Finisher, or other new Sankosha equipment. And if you have legacy Sankosha equipment, we are always proud to help support you in maintaining and optimizing that equipment. Sankosha and Minnesota Chemical are here for your cleaning operation for the long-haul!

Press-Free Finisher Overview: <http://overseas.sankosha-mfg.com/wp-content/uploads/2022/10/ST9000-ENG.pdf>

Press-Free Finisher Video Demo: <https://www.youtube.com/watch?v=zF490I6wqqs>

Ask your Minnesota Chemical rep for more information today!



Left-to-right: Mike Tungesvick (Sankosha USA), James Baker, Dan Baker (Minnesota Chemical)

Equipment

New Milnor Washer/Extractors at MSRP

– 30015T6X, 40#, EP Express Micro, RinSave®, 4 Speed, 208/240/60/3	\$20,595
– 30015VRJ, 40#, EP Plus Micro, Temp Control, RinSave®, 7 Speed, 208/240/60/3	\$21,965
– 30015V8Z, 40#, MilTouch Programmer, Temp Control, RinSave®, 7 Speed, 208/240/60/3	\$24,435
– 30022T6X, 60#, EP Express Micro, RinSave®, 4 Speed, 208/240/60/3	\$21,965
– 30022VRJ, 60#, EP Plus Micro, Temp Control, RinSave®, 7 Speed, 208/240/60/3	\$22,815
– 30022V8Z, 60#, MilTouch Programmer, Temp Control, RinSave®, 7 Speed, 208/240/60/3	\$24,695
– 36021V5J, 80#, EP Plus, Temp Control, RinSave®, 7 Speed, 208/240/60/3	\$32,445
– 36021V7Z, 80#, MilTouch Programmer, Temp Control, RinSave®, 7 Speed, 208/240/60/3	\$38,335
– 36026V5J, 100#, EP Plus, Temp Control, RinSave®, 7 Speed, 208/240/60/3	\$36,095
– 36026V7Z, 100#, MilTouch Programmer, Temp Control, RinSave®, 7 Speed, 208/240/60/3	\$42,185

MSRP is a good BUDGET estimate of final washer or dryer price after discount allowed, freight and delivery added back in. Your price could be less!

SPECIALS IN STOCK: New R&B Wire RBSP-1000 Laundry Floor Scale, List \$3,102, special \$1,000 FOB MCC.



- 42026V6Z, 140#, MilTouch Programmer, Temp Control, RinSave®, 7 Speed, 208/240/60/3
- 42030V6Z, 160#, MilTouch Programmer, Temp Control, RinSave®, 7 Speed, 208/240/60/3

Rinsave saves water and formula time by special speeds and saving 1 or 2 rinses. MilTouch is touchscreen programmer with laptop programmability – transfer formulas by USB stick.

New Dryers at MSRP

- Huebsch HT055FN, Gas, 50#, Dual Digital Timers, Slimline, reversing, passes through 34.5" doorway, various voltages
- Huebsch HT075FN, Gas, 75#, Dual Digital Timers, non reverse, various voltages
- Huebsch HT075FN, Gas, 75#, Dual Digital Timers, reversing, various voltages
- Huebsch HT075NN, Gas, 75#, Galaxy Micro Control, reversing, OPT True Moisture Sensing Drying, various voltages

All Huebsch dryers (except electric heat) have available in the basket CARE fire suppression including remote connect for cold enclosures. Other Huebsch dryers in sizes from 25# to 200#. And ask about stainless steel cylinder and panels. Ask about ADC and CLM dryers in large capacities.

MCC Service Tips

REPLACEMENT OF MILNOR DOOR BUMPER & GASKET

There are two main styles of bumper and gasket for Milnor washers:

First, the old-style door bumper and gaskets found on older Milnor washer extractors (*right, image 1*). You may be able to make adjustments on the door interlock to make a tighter fit on door seal. If that doesn't work then you need to

replace door bumper and gasket. Order a gasket, door bumper, and 3M adhesive from our parts department. You can find gasket remover at hardware store or auto parts store.

Procedure: First, remove the door bumper and gasket. Remove most of the old adhesive with gasket adhesive remover found in local stores (*right, image 2*). Second, clean the surface with a clean rag and alcohol. Third, install the new bumper and gasket apply the 3M adhesive that you get from us (*right, image 3*) to the surface of the door where the bumper and gasket go. Forth, put the black door gasket on first put the flat side down with the seam at 12:00 o'clock, then slide the gray bumper under the gasket. Finally, shut the door and let it set for 8 hours or overnight.

For the "new" style door Milnor glass and door seal (*right, image 4*), sometimes you can just clean it or rotate it without removing anything. These seals tend to last a long time without replacement. If it still leaks after cleaning and rotation, you will need to replace it. First, take caution not to drop the door glass when you replace this door glass gasket; by pulling on the lip of the gasket all the way around you can carefully remove the old gasket and door glass. Clean the surface, then put lubricant such as Vaseline or soap on the door frame and put the new gasket in hot water to soften it up to make it more pliable. Then put the lubricant on the new door gasket where it makes contact with the glass. Then, work the glass into the door gasket after you put on the door. I have found that working with 2 people makes this job easier.

When installing the new style door Milnor glass and door seal be sure the thicker beveled side is to the front or outside and be sure the seam is at 12 o'clock.

Please contact MCC service anytime M-F during regular hours with your service questions at 651-288-4857 or service@minnesotachemical.com.



1. Old bumper and gasket



2. Gasket remover



3. 3M adhesive



4. New style Milnor door seal