

USBC Certification:

Important Messages

THANK YOU FOR BOWLING WITH US--WE HOPE YOU ENJOYED THE SEASON!

Congratulations to ALL BOWLERS in this league and our sincerest THANK YOU for participating all season long.

From our office's perspective, your league is one of the most fun to oversee. From the involvement of Beck's Pub in helping keep things organized to all of you bowlers for making sure you bowl league each week so that statistical and standing information is up-to-date and accurate. Not to mention, we have some pretty good bowlers in this league and its fun to watch the achievements so many of you made this year. So our hats off to you and we THANK YOU for making your league so awesome!

We can't wait for next season and we hope you'll be a part of it!

Your league party is APRIL 21ST, MAKE SURE TO MARK YOUR CALENDARS. Payouts and prizes will be available that day.

REMEMBER: You Can Always View Your Standings Sheet Online at www.mwcoin.com > leagues > silver strike bowling

From all of us at Midwest Coin Concepts,

THANK YOU!

Team Standings

Place	#	Team Name	%Won	Points Won	Points Lost	UnEarned Points	Y-T-D % WON	Year-To-Date WON	Y-T-D LOST	Games Won	Scratch Pins	Pins + HDCP
1	25	Stud & The Dude	64.0	64	36		64.0	64	36	49	28081	29437
2	22	Here For The Beer	62.0	62	38		62.0	62	38	46	27596	30146
3	10	Twisted Sisters	62.0	62	38		62.0	62	38	47	25607	29861
4	17	Team 17	61.5	61½	38½		61.5	61½	38½	46	26067	29652
5	2	Ya'll Shut Up	60.0	60	40		60.0	60	40	42½	27985	29902
6	1	Pin Heads	59.5	59½	40½		59.5	59½	40½	43½	28306	30223
7	3	Ball Busters	57.5	57½	42½		57.5	57½	42½	42½	27105	29595
8	6	Stat Boys	57.0	57	43		57.0	57	43	44	28544	29894
9	14	Strike Zone	57.0	57	43		57.0	57	43	42	26637	29457
10	24	Team 24	56.5	56½	43½		56.5	56½	43½	44	24624	29823
11	23	TNT	56.5	56½	43½		56.5	56½	43½	42½	23978	29108
12	18	Team 18	56.0	56	44		56.0	56	44	44	22619	30674
13	21	F N Ladies	55.5	55½	44½		55.5	55½	44½	40½	26760	29751
14	4	The Kulkays	52.5	52½	47½		52.5	52½	47½	37½	26526	29667
15	11	Bowling Stones	52.5	52½	47½		52.5	52½	47½	40½	23864	29291
16	13	Pin Daddy's	51.5	51½	48½		51.5	51½	48½	40½	25904	29477
17	8	Team 8	51.0	51	49		51.0	51	49	39	27059	29801
18	16	Amish Hogs	51.0	51	49		51.0	51	49	37	27479	29768
19	7	Team 7	51.0	51	49		51.0	51	49	38	27472	29749
20	5	Spare Us	50.5	50½	49½		50.5	50½	49½	40	28262	29639
21	9	Dolls w/ Balls	48.0	48	52		48.0	48	52	35	24465	29127
22	12	Peaches & Tentoniner	46.5	46½	53½		46.5	46½	53½	32½	24205	29269
23	20	Slow Rollers	39.0	39	61		39.0	39	61	29	25096	28765
24	15	Livin On A Spare	37.5	37½	62½		37.5	37½	62½	29½	24204	29157
25	19	Ro & Lo		0	100			0	100		0	0

Place	#	Team Name	%Won	Points Won	Points Lost	UnBowling Points	Y-T-D % WON	Year-To-Date WON	Y-T-D LOST	Games Won	Scratch Pins	Pins + HDCP
26	26	BYE		0	0			0	0		0	0

Review of Last Week's Bowling.....

Lanes	Team Name	HDCP -1-	HDCP -2-	HDCP -3-	HDCP Total	Last Wk WON	Team Name	HDCP -1-	HDCP -2-	HDCP -3-	HDCP Total	Last Wk WON
1-2	The Kulkays	356	393	371	1120	0	<---> Spare Us	403	434	457	1294	4
3-4	Pin Heads	441	362	362	1165	3	<---> Bowling Stones	381	395	354	1130	1
5-6	Ro & Lo	0	0	0	0	0	<---> TNT	360	408	368	1136	4
7-8	Team 8	423	371	402	1196	1	<---> Here For The Beer	470	382	393	1245	3
9-10	Peaches & Tentonin	422	407	460	1289	4	<---> Slow Rollers	368	391	428	1187	0
11-12	Ball Busters	424	404	365	1193	3	<---> Team 7	376	429	354	1159	1
13-14	Twisted Sisters	401	444	435	1280	4	<---> Strike Zone	380	411	426	1217	0
15-16	Dolls w/ Balls	375	359	444	1178	3	<---> Team 17	331	402	394	1127	1
17-18	Team 24	392	349	422	1163	2	<---> Amish Hogs	348	446	395	1189	2
19-20	Stud & The Dude	411	371	447	1229	3	<---> Livin On A Spare	362	387	433	1182	1
21-22	F N Ladies	423	414	456	1293	4	<---> Pin Daddy's	348	348	365	1061	0
23-24	Ya'll Shut Up	411	396	435	1242	3	<---> Stat Boys	375	403	408	1186	1
25-26	BYE	0	0	0	0	0	<---> Team 18	479	410	402	1291	4

Thanks for bowling! We hope you had a good time. See you next season!

Last Week's Top Scores

Scratch Game	440	Here For The Beer	435	Spare Us	423	Stud & The Dude	
Scratch Series	1228	Spare Us	1179	F N Ladies	1167	Ya'll Shut Up	
Handicap Game	479	Team 18	470	Here For The Beer	460	Peaches & Tentoniner	
Handicap Series	1294	Spare Us	1293	F N Ladies	1291	Team 18	
Men	Scratch Game	254	Gary Zahler	248	Jerry Moore	240	Jim Stang
	Scratch Series	709	Gary Zahler	664	Jerry Moore	638	Richard (Gator) Wallen
	Handicap Game	262	Don Renollett	254	Gary Zahler	248	Jerry Moore
						248	Howie Zimmer
	Handicap Series	709	Gary Zahler	690	Don Renollett	664	Jerry Moore
Women	Scratch Game	233	Steph Scherping	224	Sue Stender	223	Bev Knutson
	Scratch Series	640	Steph Scherping	583	Bev Knutson	565	Sue Stang
	Handicap Game	262	Sue Stender	250	Bev Knutson	236	Steph Scherping
	Handicap Series	664	Bev Knutson	654	Sue Stender	649	Steph Scherping

Season High Scores

Scratch Game	475	Pin Heads	475	Spare Us	467	Stat Boys
Scratch Series	1318	Stud & The Dude	1291	Spare Us	1275	Pin Heads
Handicap Game	516	Bowling Stones	501	Pin Heads	497	Team 17
Handicap Series	1366	Stud & The Dude	1365	Amish Hogs	1355	Team 18

Bowlers must have completed a minimum of 21 games to be eligible for any league award.

Men	Scratch Game	266	Jim Moore	266	Jon Cox	266	Tim Adelman
	Scratch Series	721	Steve Rosa	717	Jim Moore	709	Gary Zahler
	Handicap Game	282	Brandon Schmitz	277	Teddy Stodola	276	Jon Cox
	Handicap Series	725	Brandon Schmitz	721	Chad Hansen	721	Steve Rosa
Women	Scratch Game	268	Steph Scherping	236	Brenda Jensen	234	Christa Zahler
				234	Nicole Morton	234	Dorothy Goldspring
	Scratch Series	672	Steph Scherping	620	Mitzi Schmoll	615	Christa Zahler
	Handicap Game	288	Brenda Jensen	275	Steph Scherping	270	Jen Thielen
	Handicap Series	731	Mitzi Schmoll	730	Jackie Peterson	720	Toni Handel

Team Rosters

ID #	Bowling Hand	Name	Ave HDCP	Pins	Gms	To Raise Avg +1	To Drop Avg -1	-1-	-2-	-3-	Total	HDCP Total	
1 - Pin Heads													
1		Kathy Moore	172	25	12945	75	549	470	181	147	153	481	553
2		Jim Moore	204	0	15361	75	629	550	236	191	185	612	612
2 - Ya'll Shut Up													
3		Betty Moore	172	25	12925	75	569	490	194	147	162	503	578
4		Jerry Moore	200	0	15060	75	618	539	192	224	248	664	664

ID #	Bowling Hand	Name	Ave HDCP	Pins	Gms	To Raise Avg +1	To Drop Avg -1	-1-	-2-	-3-	Total	HDCP Total	
3 - Ball Busters													
5		Lori Laures	171	26	12868	75	548	469	184	190	178	552	630
6		Dave Getskow	189	9	14237	75	583	504	205	179	152	536	563
4 - The Kulkays													
7		Gary Kulkay	173	24	13031	75	541	462	169	178	137	484	553
8		Dillon Kulkay	179	18	13495	75	545	466	146	174	193	513	567
5 - Spare Us													
9		Christa Zahler	175	22	13147	75	581	502	158	158	203	519	585
10		Gary Zahler	201	0	15115	75	641	562	223	254	232	709	709
6 - Stat Boys													
11		Jon Cox	190	9	14306	75	592	513	144	183	201	528	552
12		Duane (Big Dog) Benkowski	189	9	14238	75	582	503	214	203	190	607	634
7 - Team 7													
13		Bob Brown	178	19	13396	75	566	487	165	166	146	477	531
14		Grady Lindblom	187	11	14076	75	588	509	182	234	179	595	628
8 - Team 8													
15		Chad Hansen	191	8	14326	75	650	571	167	200	199	566	590
16		Howie Zimmer	170	27	12253	72	572	496	221	136	168	525	606
9 - Dolls w/ Balls													
17		Jen Thielen	154	41	11572	75	518	439	155	112	186	453	576
18		Tim Cooper	171	26	12893	75	523	444	153	180	191	524	602
10 - Twisted Sisters													
19		Bev Knutson	171	26	12854	75	562	483	160	223	200	583	664
20		Abby Lindberg	170	27	12753	75	585	506	187	167	181	535	616
11 - Bowling Stones													
21		Brenda Jensen	142	52	10678	75	476	397	113	118	128	359	512
22		Aaron Peterson	175	22	13186	75	542	463	195	204	153	552	618
12 - Peaches & Tentoniner													
23		Sue Stender	157	38	11847	75	477	398	175	141	224	540	654
24		Randy Stender	164	32	12358	75	512	433	177	196	166	539	635
13 - Pin Daddy's													
25		Roger Aker	193	6	14490	75	642	563	157	180	189	526	544
26		Todd Palm	152	43	11414	75	520	441	143	120	128	391	517
14 - Strike Zone													
27		Nicole Morton	175	22	13183	75	545	466	168	175	198	541	607
28		Corey Hines	179	18	13454	75	586	507	172	196	188	556	610
15 - Livin On A Spare													
29		Iris Zetah	149	45	11221	75	479	400	123	142	173	438	573
30		Jeff Zetah	173	24	12983	75	589	510	169	175	190	534	609
16 - Amish Hogs													
31		Teddy Stodola	179	18	13453	75	587	508	151	214	192	557	611
32		Brandon Schmitz	187	11	14026	75	638	559	168	203	174	545	578
17 - Team 17													
33		Dorothy Goldspring	169	27	12690	75	570	491	137	155	157	449	530
34		John Sirois	178	19	13377	75	585	506	148	201	191	540	597
18 - Team 18													
35		Jackie Peterson	140	54	10536	75	462	383	163	152	124	439	601
36		Don Renollett	161	35	12083	75	553	474	226	168	188	582	690
19 - Ro & Lo													
37		Rhonda Klein	0	0	0	0			a110	a110	a110	330	330
38		Loraine Akers	0	0	0	0			a110	a110	a110	330	330
20 - Slow Rollers													
39		Beth Rosa	143	51	9476	66	460	390	142	142	170	454	607
40		Steve Rosa	191	8	14378	75	598	519	167	190	199	556	580

ID #	Bowling Hand	Name	Ave HDCP	Pins	Gms	To Raise Avg +1	To Drop Avg -1	-1-	-2-	-3-	Total	HDCP Total	
21 - F N Ladies													
41		Dena Thomas	162	34	10225	63	533	466	192	162	185	539	644
42		Steph Scherping	197	2	14195	72	655	579	193	214	233	640	649
22 - Here For The Beer													
43		Sue Stang	172	25	12931	75	563	484	200	165	200	565	643
44		Jim Stang	195	4	14665	75	623	544	240	187	163	590	602
23 - TNT													
45		Toni Handel	157	38	11363	72	487	411	149	149	149	447	558
46		Theron Handel	175	22	12615	72	585	509	152	200	160	512	578
24 - Team 24													
47		Mitzi Schmoll	159	36	10993	69	527	454	156	137	189	482	590
48		Dawn Woolard	169	27	12722	75	538	459	173	149	170	492	573
25 - Stud & The Dude													
49		Tim Adelman	182	16	13683	75	591	512	167	157	195	519	567
50		Richard (Gator) Wallen	191	8	14398	75	578	499	220	190	228	638	662
26 - BYE													
51		VACANT	120	72	0	0						0	0
52		VACANT	120	72	0	0						0	0

Note: This report includes information through March 25 which is Week 25 of 25

Kathy Moore's Bowling Record - Team 1: Pin Heads

Week No.	Bowling Date	Old Ave	Old HDCP	HDCP							---Average Change---			High Game	High Sers	HDCP Game	HDCP Sers		
				-1-	-2-	-3-	Total	Total	Pins	Gms	New	Old	---> +/-						
1	10/08/17	163	33	135	177	177	489	588	489	3	163.00	-	0.00	=	163.00	177	489	210	588
2	10/15/17	163	33	189	168	193	550	649	1039	6	173.17	-	163.00	=	10.17	193	550	226	649
				189 --- 25 Pins Over Average -- Other Awards															
				193 --- 25 Pins Over Average -- Other Awards															
3	10/22/17	173	24	178	163	142	483	555	1522	9	169.11	-	173.17	=	-4.06	193	550	226	649
4	10/29/17	169	27	190	171	201	562	643	2084	12	173.67	-	169.11	=	4.56	201	562	228	649
				201 --- 25 Pins Over Average -- Other Awards															
5	11/05/17	173	24	180	177	151	508	580	2592	15	172.80	-	173.67	=	-0.87	201	562	228	649
6	11/12/17	172	25	179	176	146	501	576	3093	18	171.83	-	172.80	=	-0.97	201	562	228	649
7	11/19/17	171	26	172	153	177	502	580	3595	21	171.19	-	171.83	=	-0.64	201	562	228	649
8	11/26/17	171	26	175	174	163	512	590	4107	24	171.13	-	171.19	=	-0.07	201	562	228	649
9	12/03/17	171	26	159	206	160	525	603	4632	27	171.56	-	171.13	=	0.43	206	562	232	649
				206 --- 25 Pins Over Average -- Other Awards															
10	12/10/17	171	26	178	227	149	554	632	5186	30	172.87	-	171.56	=	1.31	227	562	253	649
				227 --- 50 Pins Over Average -- Other Awards															
11	12/17/17	172	25	148	221	151	520	595	5706	33	172.91	-	172.87	=	0.04	227	562	253	649
				221 --- 25 Pins Over Average -- Other Awards															
12	12/24/17	172	25	165	158	154	477	552	6183	36	171.75	-	172.91	=	-1.16	227	562	253	649
13	12/31/17	171	26	168	194	220	582	660	6765	39	173.46	-	171.75	=	1.71	227	582	253	660
				220 --- 25 Pins Over Average -- Other Awards															
14	01/07/18	173	24	188	226	161	575	647	7340	42	174.76	-	173.46	=	1.30	227	582	253	660
				226 --- 50 Pins Over Average -- Other Awards															
15	01/14/18	174	23	178	152	189	519	588	7859	45	174.64	-	174.76	=	-0.12	227	582	253	660
16	01/21/18	174	23	181	201	212	594	663	8453	48	176.10	-	174.64	=	1.46	227	594	253	663
				201 --- 25 Pins Over Average -- Other Awards															
				212 --- 25 Pins Over Average -- Other Awards															
17	01/28/18	176	21	173	151	166	490	553	8943	51	175.35	-	176.10	=	-0.75	227	594	253	663
18	02/04/18	175	22	120	145	182	447	513	9390	54	173.89	-	175.35	=	-1.46	227	594	253	663
19	02/11/18	173	24	165	160	142	467	539	9857	57	172.93	-	173.89	=	-0.96	227	594	253	663
20	02/18/18	172	25	147	163	164	474	549	10331	60	172.18	-	172.93	=	-0.75	227	594	253	663
21	02/25/18	172	25	185	159	157	501	576	10832	63	171.94	-	172.18	=	-0.25	227	594	253	663
22	03/04/18	171	26	180	171	207	558	636	11390	66	172.58	-	171.94	=	0.64	227	594	253	663
				207 --- 25 Pins Over Average -- Other Awards															
23	03/11/18	172	25	178	174	161	513	588	11903	69	172.51	-	172.58	=	-0.07	227	594	253	663
24	03/18/18	172	25	204	171	186	561	636	12464	72	173.11	-	172.51	=	0.60	227	594	253	663
				204 --- 25 Pins Over Average -- Other Awards															
25	03/25/18	173	24	181	147	153	481	553	12945	75	172.60	-	173.11	=	-0.51	227	594	253	663

<u><100</u>	<u>100's</u>	<u>125's</u>	<u>150's</u>	<u>175's</u>	<u>200's</u>	<u>225's</u>	<u>250's</u>	<u>275's</u>	<u>300's</u>
	1	9	31	24	8	2			
<u><400</u>	<u>400's</u>	<u>450's</u>	<u>500's</u>	<u>550's</u>	<u>600's</u>	<u>650's</u>	<u>700's</u>	<u>750's</u>	<u>800's</u>
	1	7	9	8					

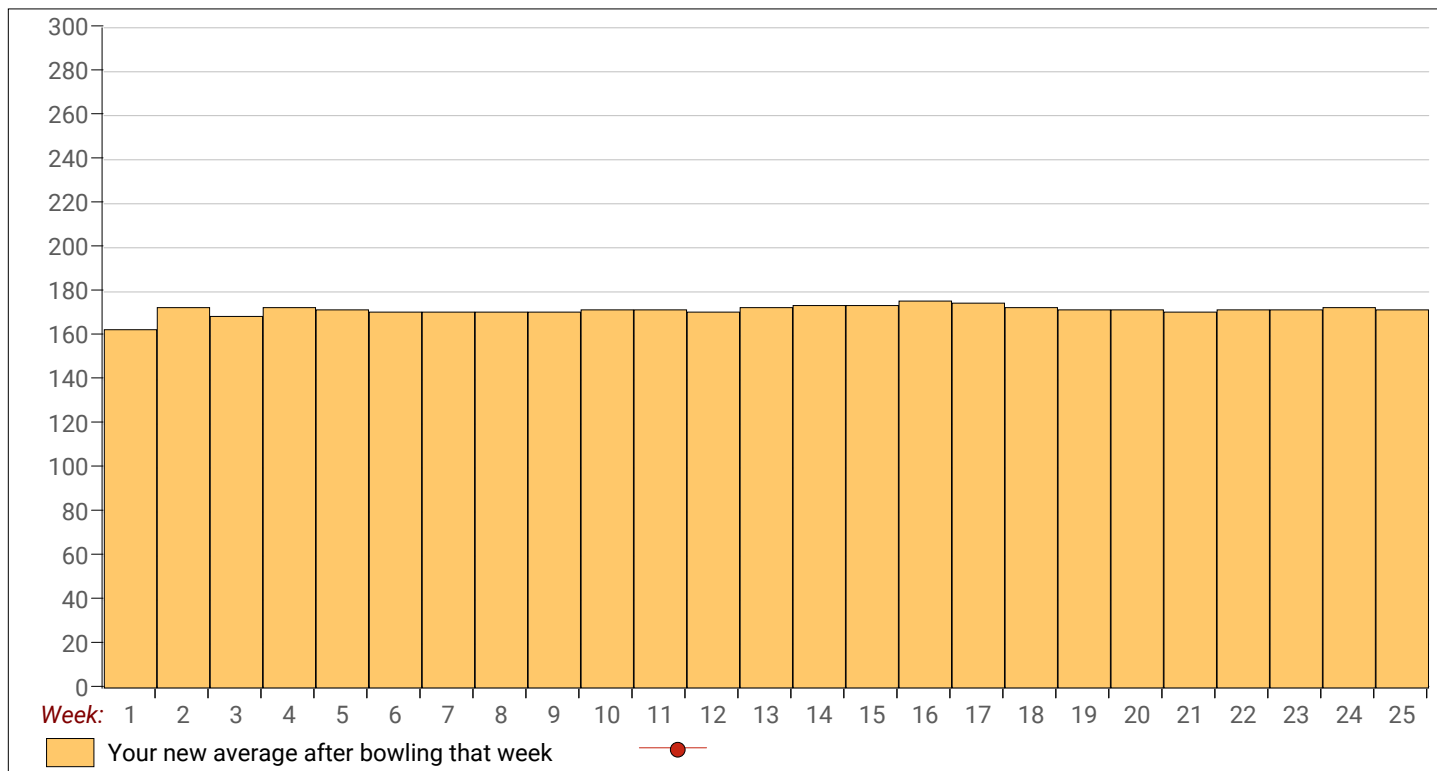
<u>Ave of Game 1</u>	<u>Ave of Game 2</u>	<u>Ave of Game 3</u>
171.84	175.40	170.56

High game of 227 on week 10 High series of 594 on week 16 High average of 176.10 after bowling week 16
 Low game of 120 on week 18 Low series of 447 on week 18 Low average of 163.00 after bowling week 1

High Scores by Game

Game #1: 204 on week 24 Game #2: 227 on week 10 Game #3: 220 on week 13

Note: This report includes information through March 25 which is Week 25 of 25



Note: This report includes information through March 25 which is Week 25 of 25

Jim Moore's Bowling Record - Team 1: Pin Heads

Week No.	Bowling Date	Old Ave	Old HDCP	HDCP							---Average Change---			High Game	High Sers	HDCP Game	HDCP Sers	
				-1-	-2-	-3-	Total	Total	Pins	Gms	New	Old	+/-					
1	10/08/17	205	0	193	233	189	615	615	615	3	205.00	-	0.00	= 205.00	233	615	233	615
2	10/15/17	205	0	224	190	211	625	625	1240	6	206.67	-	205.00	= 1.67	233	625	233	625
3	10/22/17	206	0	183	207	202	592	592	1832	9	203.56	-	206.67	= -3.11	233	625	233	625
4	10/29/17	203	0	154	165	200	519	519	2351	12	195.92	-	203.56	= -7.64	233	625	233	625
5	11/05/17	195	4	247	176	190	613	625	2964	15	197.60	-	195.92	= 1.68	247	625	251	625
				247 --- 50 Pins Over Average -- Other Awards														
6	11/12/17	197	2	224	213	236	673	679	3637	18	202.06	-	197.60	= 4.46	247	673	251	679
				224 --- 25 Pins Over Average -- Other Awards														
				236 --- 25 Pins Over Average -- Other Awards														
7	11/19/17	202	0	180	223	237	640	640	4277	21	203.67	-	202.06	= 1.61	247	673	251	679
				237 --- 25 Pins Over Average -- Other Awards														
8	11/26/17	203	0	244	199	224	667	667	4944	24	206.00	-	203.67	= 2.33	247	673	251	679
				244 --- 25 Pins Over Average -- Other Awards														
9	12/03/17	206	0	237	205	210	652	652	5596	27	207.26	-	206.00	= 1.26	247	673	251	679
				237 --- 25 Pins Over Average -- Other Awards														
10	12/10/17	207	0	203	248	226	677	677	6273	30	209.10	-	207.26	= 1.84	248	677	251	679
				248 --- 25 Pins Over Average -- Other Awards														
11	12/17/17	209	0	198	190	187	575	575	6848	33	207.52	-	209.10	= -1.58	248	677	251	679
12	12/24/17	207	0	204	198	200	602	602	7450	36	206.94	-	207.52	= -0.57	248	677	251	679
13	12/31/17	206	0	136	195	203	534	534	7984	39	204.72	-	206.94	= -2.23	248	677	251	679
14	01/07/18	204	0	211	190	181	582	582	8566	42	203.95	-	204.72	= -0.77	248	677	251	679
15	01/14/18	203	0	215	198	222	635	635	9201	45	204.47	-	203.95	= 0.51	248	677	251	679
16	01/21/18	204	0	178	214	180	572	572	9773	48	203.60	-	204.47	= -0.86	248	677	251	679
17	01/28/18	203	0	215	266	205	686	686	10459	51	205.08	-	203.60	= 1.47	266	686	266	686
				266 --- 50 Pins Over Average -- Other Awards														
18	02/04/18	205	0	202	232	210	644	644	11103	54	205.61	-	205.08	= 0.53	266	686	266	686
				232 --- 25 Pins Over Average -- Other Awards														
19	02/11/18	205	0	187	195	190	572	572	11675	57	204.82	-	205.61	= -0.79	266	686	266	686
20	02/18/18	204	0	198	215	176	589	589	12264	60	204.40	-	204.82	= -0.42	266	686	266	686
21	02/25/18	204	0	177	226	166	569	569	12833	63	203.70	-	204.40	= -0.70	266	686	266	686
22	03/04/18	203	0	245	228	244	717	717	13550	66	205.30	-	203.70	= 1.60	266	717	266	717
				245 --- 25 Pins Over Average -- Other Awards														
				228 --- 25 Pins Over Average -- Other Awards														
				244 --- 25 Pins Over Average -- Other Awards														
23	03/11/18	205	0	188	196	213	597	597	14147	69	205.03	-	205.30	= -0.27	266	717	266	717
24	03/18/18	205	0	182	194	226	602	602	14749	72	204.85	-	205.03	= -0.18	266	717	266	717
25	03/25/18	204	0	236	191	185	612	612	15361	75	204.81	-	204.85	= -0.03	266	717	266	717
				236 --- 25 Pins Over Average -- Other Awards														

<u><100</u>	<u>100's</u>	<u>125's</u>	<u>150's</u>	<u>175's</u>	<u>200's</u>	<u>225's</u>	<u>250's</u>	<u>275's</u>	<u>300's</u>
		1	3	30	25	15	1		
<u><400</u>	<u>400's</u>	<u>450's</u>	<u>500's</u>	<u>550's</u>	<u>600's</u>	<u>650's</u>	<u>700's</u>	<u>750's</u>	<u>800's</u>
			2	8	9	5	1		

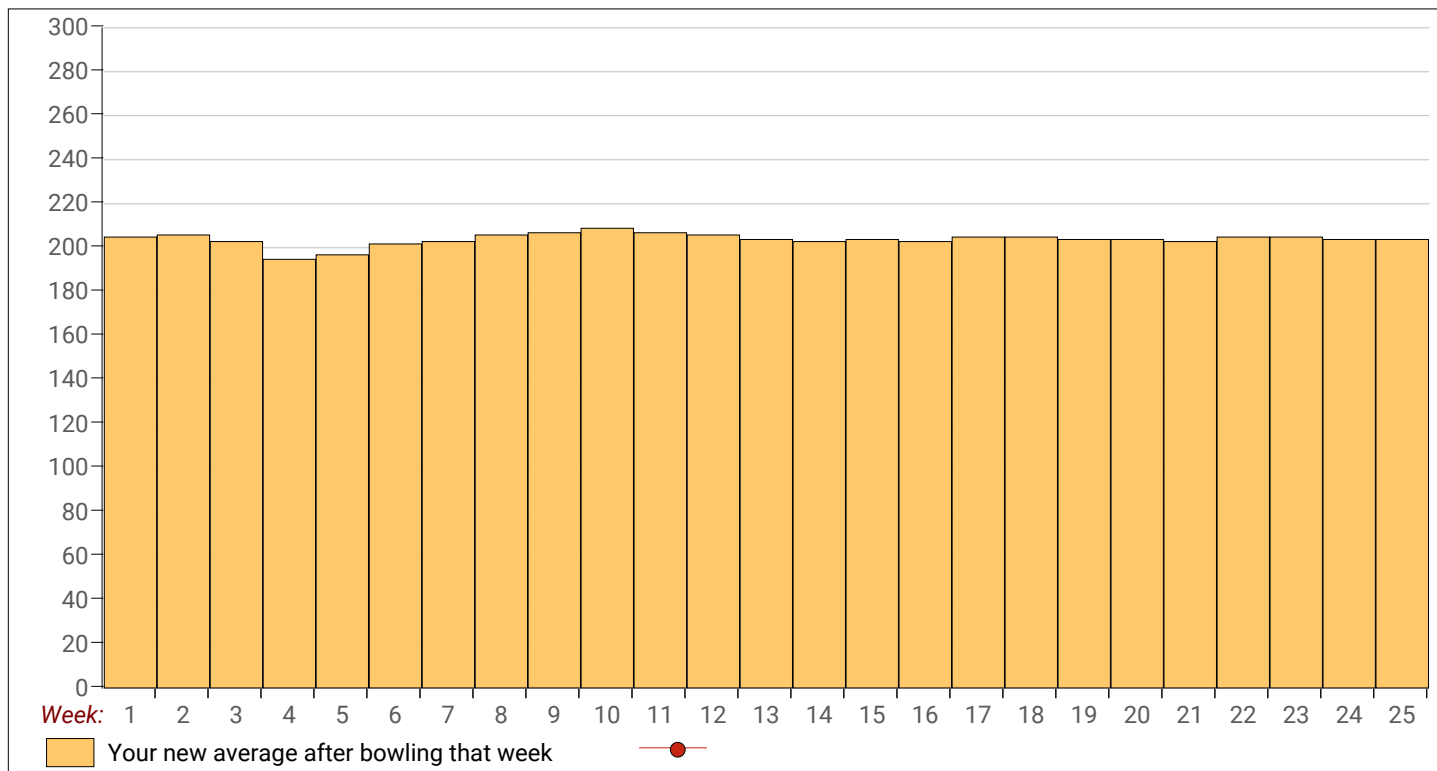
<u>Ave of Game 1</u>	<u>Ave of Game 2</u>	<u>Ave of Game 3</u>
202.44	207.48	204.52

High game of 266 on week 17 High series of 717 on week 22 High average of 209.10 after bowling week 10
 Low game of 136 on week 13 Low series of 519 on week 4 Low average of 195.92 after bowling week 4

High Scores by Game

Game #1: 247 on week 5 Game #2: 266 on week 17 Game #3: 244 on week 22

Note: This report includes information through March 25 which is Week 25 of 25



Note: This report includes information through March 25 which is Week 25 of 25

Betty Moore's Bowling Record - Team 2: Ya'll Shut Up

Week No.	Bowling Date	Old Ave	Old HDCP	HDCP				---Average Change---			High Game	High Sers	HDCP Game	HDCP Sers			
				-1-	-2-	-3-	Total	Total	Pins	Gms					New - Old	---> +/-	
1	10/08/17	184	14	193	189	170	552	594	552	3	184.00	- 0.00	= 184.00	193	552	207	594
2	10/15/17	184	14	154	156	178	488	530	1040	6	173.33	- 184.00	= -10.67	193	552	207	594
3	10/22/17	173	24	170	177	167	514	586	1554	9	172.67	- 173.33	= -0.67	193	552	207	594
4	10/29/17	172	25	180	177	166	523	598	2077	12	173.08	- 172.67	= 0.42	193	552	207	598
5	11/05/17	173	24	148	152	147	447	519	2524	15	168.27	- 173.08	= -4.82	193	552	207	598
6	11/12/17	168	28	214	175	167	556	640	3080	18	171.11	- 168.27	= 2.84	214	556	242	640
				214 --- 25 Pins Over Average -- Other Awards													
7	11/19/17	171	26	176	180	160	516	594	3596	21	171.24	- 171.11	= 0.13	214	556	242	640
8	11/26/17	171	26	219	178	171	568	646	4164	24	173.50	- 171.24	= 2.26	219	568	245	646
				219 --- 25 Pins Over Average -- Other Awards													
9	12/03/17	173	24	178	161	172	511	583	4675	27	173.15	- 173.50	= -0.35	219	568	245	646
10	12/10/17	173	24	173	163	167	503	575	5178	30	172.60	- 173.15	= -0.55	219	568	245	646
11	12/17/17	172	25	176	157	185	518	593	5696	33	172.61	- 172.60	= 0.01	219	568	245	646
12	12/24/17	172	25	171	196	146	513	588	6209	36	172.47	- 172.61	= -0.13	219	568	245	646
13	12/31/17	172	25	149	138	174	461	536	6670	39	171.03	- 172.47	= -1.45	219	568	245	646
14	01/07/18	171	26	177	193	156	526	604	7196	42	171.33	- 171.03	= 0.31	219	568	245	646
15	01/14/18	171	26	190	196	154	540	618	7736	45	171.91	- 171.33	= 0.58	219	568	245	646
				196 --- 25 Pins Over Average -- Other Awards													
16	01/21/18	171	26	179	195	202	576	654	8312	48	173.17	- 171.91	= 1.26	219	576	245	654
				202 --- 25 Pins Over Average -- Other Awards													
17	01/28/18	173	24	139	195	180	514	586	8826	51	173.06	- 173.17	= -0.11	219	576	245	654
18	02/04/18	173	24	130	178	157	465	537	9291	54	172.06	- 173.06	= -1.00	219	576	245	654
19	02/11/18	172	25	180	190	175	545	620	9836	57	172.56	- 172.06	= 0.51	219	576	245	654
20	02/18/18	172	25	188	172	178	538	613	10374	60	172.90	- 172.56	= 0.34	219	576	245	654
21	02/25/18	172	25	169	156	129	454	529	10828	63	171.87	- 172.90	= -1.03	219	576	245	654
22	03/04/18	171	26	175	184	194	553	631	11381	66	172.44	- 171.87	= 0.57	219	576	245	654
23	03/11/18	172	25	154	190	144	488	563	11869	69	172.01	- 172.44	= -0.42	219	576	245	654
24	03/18/18	172	25	177	175	201	553	628	12422	72	172.53	- 172.01	= 0.51	219	576	245	654
				201 --- 25 Pins Over Average -- Other Awards													
25	03/25/18	172	25	194	147	162	503	578	12925	75	172.33	- 172.53	= -0.19	219	576	245	654

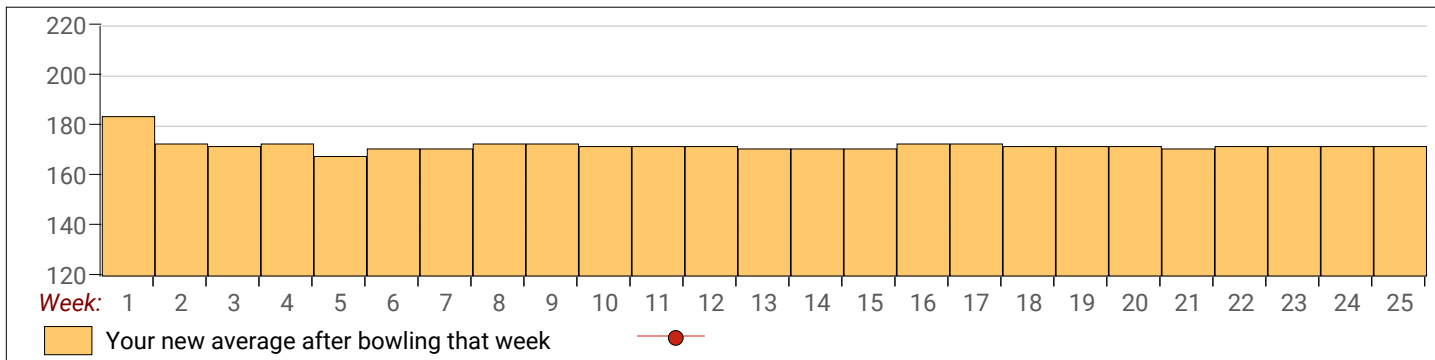
<u><100</u>	<u>100's</u>	<u>125's</u>	<u>150's</u>	<u>175's</u>	<u>200's</u>	<u>225's</u>	<u>250's</u>	<u>275's</u>	<u>300's</u>
		10	26	35	4				
<u><400</u>	<u>400's</u>	<u>450's</u>	<u>500's</u>	<u>550's</u>	<u>600's</u>	<u>650's</u>	<u>700's</u>	<u>750's</u>	<u>800's</u>
	1	5	13	6					

<u>Ave of Game 1</u>	<u>Ave of Game 2</u>	<u>Ave of Game 3</u>
174.12	174.80	168.08

High game of 219 on week 8 High series of 576 on week 16 High average of 184.00 after bowling week 1
 Low game of 129 on week 21 Low series of 447 on week 5 Low average of 168.27 after bowling week 5

High Scores by Game

Game #1: 219 on week 8 Game #2: 196 on week 12 Game #3: 202 on week 16



Note: This report includes information through March 25 which is Week 25 of 25

Jerry Moore's Bowling Record - Team 2: Ya'll Shut Up

Week No.	Bowling Date	Old Ave	Old HDCP	HDCP							---Average Change---			High Game	High Sers	HDCP Game	HDCP Sers	
				-1-	-2-	-3-	Total	Total	Pins	Gms	New	Old	---> +/-					
1	10/08/17	197	2	178	195	219	592	598	592	3	197.33	-	0.00	= 197.33	219	592	221	598
2	10/15/17	197	2	202	195	177	574	580	1166	6	194.33	-	197.33	= -3.00	219	592	221	598
3	10/22/17	194	5	206	190	223	619	634	1785	9	198.33	-	194.33	= 4.00	223	619	228	634
223 --- 25 Pins Over Average -- Other Awards																		
4	10/29/17	198	1	206	196	194	596	599	2381	12	198.42	-	198.33	= 0.08	223	619	228	634
5	11/05/17	198	1	174	215	202	591	594	2972	15	198.13	-	198.42	= -0.28	223	619	228	634
6	11/12/17	198	1	194	192	200	586	589	3558	18	197.67	-	198.13	= -0.47	223	619	228	634
7	11/19/17	197	2	206	195	215	616	622	4174	21	198.76	-	197.67	= 1.10	223	619	228	634
8	11/26/17	198	1	234	148	201	583	586	4757	24	198.21	-	198.76	= -0.55	234	619	235	634
234 --- 25 Pins Over Average -- Other Awards																		
9	12/03/17	198	1	219	188	180	587	590	5344	27	197.93	-	198.21	= -0.28	234	619	235	634
10	12/10/17	197	2	204	191	202	597	603	5941	30	198.03	-	197.93	= 0.11	234	619	235	634
11	12/17/17	198	1	226	216	181	623	626	6564	33	198.91	-	198.03	= 0.88	234	623	235	634
226 --- 25 Pins Over Average -- Other Awards																		
12	12/24/17	198	1	195	191	169	555	558	7119	36	197.75	-	198.91	= -1.16	234	623	235	634
13	12/31/17	197	2	203	245	226	674	680	7793	39	199.82	-	197.75	= 2.07	245	674	247	680
245 --- 25 Pins Over Average -- Other Awards																		
226 --- 25 Pins Over Average -- Other Awards																		
14	01/07/18	199	0	178	191	173	542	542	8335	42	198.45	-	199.82	= -1.37	245	674	247	680
15	01/14/18	198	1	204	225	190	619	622	8954	45	198.98	-	198.45	= 0.53	245	674	247	680
225 --- 25 Pins Over Average -- Other Awards																		
16	01/21/18	198	1	178	222	179	579	582	9533	48	198.60	-	198.98	= -0.37	245	674	247	680
17	01/28/18	198	1	212	168	226	606	609	10139	51	198.80	-	198.60	= 0.20	245	674	247	680
226 --- 25 Pins Over Average -- Other Awards																		
18	02/04/18	198	1	190	172	189	551	554	10690	54	197.96	-	198.80	= -0.84	245	674	247	680
19	02/11/18	197	2	200	204	179	583	589	11273	57	197.77	-	197.96	= -0.19	245	674	247	680
20	02/18/18	197	2	211	169	254	634	640	11907	60	198.45	-	197.77	= 0.68	254	674	256	680
254 --- 50 Pins Over Average -- Other Awards																		
21	02/25/18	198	1	205	184	198	587	590	12494	63	198.32	-	198.45	= -0.13	254	674	256	680
22	03/04/18	198	1	225	201	207	633	636	13127	66	198.89	-	198.32	= 0.58	254	674	256	680
225 --- 25 Pins Over Average -- Other Awards																		
23	03/11/18	198	1	190	211	239	640	643	13767	69	199.52	-	198.89	= 0.63	254	674	256	680
239 --- 25 Pins Over Average -- Other Awards																		
24	03/18/18	199	0	195	205	229	629	629	14396	72	199.94	-	199.52	= 0.42	254	674	256	680
229 --- 25 Pins Over Average -- Other Awards																		
25	03/25/18	199	0	192	224	248	664	664	15060	75	200.80	-	199.94	= 0.86	254	674	256	680
224 --- 25 Pins Over Average -- Other Awards																		
248 --- 25 Pins Over Average -- Other Awards																		

<u><100</u>	<u>100's</u>	<u>125's</u>	<u>150's</u>	<u>175's</u>	<u>200's</u>	<u>225's</u>	<u>250's</u>	<u>275's</u>	<u>300's</u>
		1	6	29	28	10	1		
<u><400</u>	<u>400's</u>	<u>450's</u>	<u>500's</u>	<u>550's</u>	<u>600's</u>	<u>650's</u>	<u>700's</u>	<u>750's</u>	<u>800's</u>
			1	13	9	2			

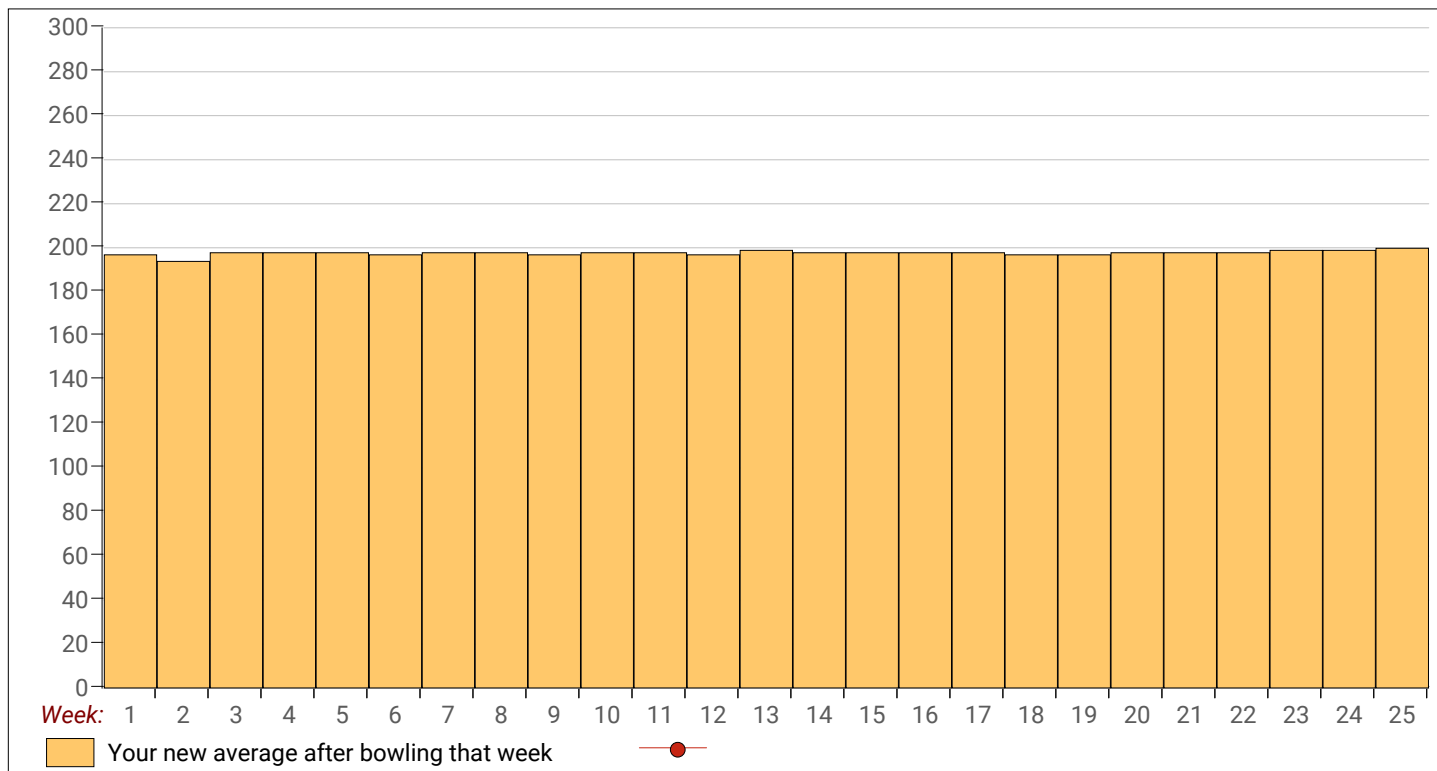
<u>Ave of Game 1</u>	<u>Ave of Game 2</u>	<u>Ave of Game 3</u>
201.08	197.32	204.00

High game of **254** on week **20** High series of **674** on week **13** High average of **200.80** after bowling week **25**
 Low game of **148** on week **8** Low series of **542** on week **14** Low average of **194.33** after bowling week **2**

High Scores by Game

Game #1: **234** on week **8** Game #2: **245** on week **13** Game #3: **254** on week **20**

Note: This report includes information through March 25 which is Week 25 of 25



Note: This report includes information through March 25 which is Week 25 of 25

Lori Laures's Bowling Record - Team 3: Ball Busters

Week No.	Bowling Date	Old Ave	Old HDCP	HDCP							---Average Change---			High Game	High Sers	HDCP Game	HDCP Sers		
				-1-	-2-	-3-	Total	Total	Pins	Gms	New	Old	---> +/-						
1	10/08/17	183	15	211	158	182	551	596	551	3	183.67	-	0.00	=	183.67	211	551	226	596
2	10/15/17	183	15	192	168	148	508	553	1059	6	176.50	-	183.67	=	-7.17	211	551	226	596
3	10/22/17	176	21	192	166	157	515	578	1574	9	174.89	-	176.50	=	-1.61	211	551	226	596
4	10/29/17	174	23	166	147	195	508	577	2082	12	173.50	-	174.89	=	-1.39	211	551	226	596
5	11/05/17	173	24	167	209	146	522	594	2604	15	173.60	-	173.50	=	0.10	211	551	233	596
				209 --- 25 Pins Over Average -- Other Awards															
6	11/12/17	173	24	153	204	164	521	593	3125	18	173.61	-	173.60	=	0.01	211	551	233	596
				204 --- 25 Pins Over Average -- Other Awards															
7	11/19/17	173	24	184	139	179	502	574	3627	21	172.71	-	173.61	=	-0.90	211	551	233	596
8	11/26/17	172	25	208	170	134	512	587	4139	24	172.46	-	172.71	=	-0.26	211	551	233	596
				208 --- 25 Pins Over Average -- Other Awards															
9	12/03/17	172	25	181	136	135	452	527	4591	27	170.04	-	172.46	=	-2.42	211	551	233	596
10	12/10/17	170	27	152	164	212	528	609	5119	30	170.63	-	170.04	=	0.60	212	551	239	609
				212 --- 25 Pins Over Average -- Other Awards															
11	12/17/17	170	27	173	159	197	529	610	5648	33	171.15	-	170.63	=	0.52	212	551	239	610
				197 --- 25 Pins Over Average -- Other Awards															
12	12/24/17	171	26	193	172	168	533	611	6181	36	171.69	-	171.15	=	0.54	212	551	239	611
13	12/31/17	171	26	153	203	190	546	624	6727	39	172.49	-	171.69	=	0.79	212	551	239	624
				203 --- 25 Pins Over Average -- Other Awards															
14	01/07/18	172	25	175	157	156	488	563	7215	42	171.79	-	172.49	=	-0.70	212	551	239	624
15	01/14/18	171	26	179	162	182	523	601	7738	45	171.96	-	171.79	=	0.17	212	551	239	624
16	01/21/18	171	26	176	157	134	467	545	8205	48	170.94	-	171.96	=	-1.02	212	551	239	624
17	01/28/18	170	27	182	144	198	524	605	8729	51	171.16	-	170.94	=	0.22	212	551	239	624
				198 --- 25 Pins Over Average -- Other Awards															
18	02/04/18	171	26	176	188	168	532	610	9261	54	171.50	-	171.16	=	0.34	212	551	239	624
19	02/11/18	171	26	179	165	181	525	603	9786	57	171.68	-	171.50	=	0.18	212	551	239	624
20	02/18/18	171	26	187	143	174	504	582	10290	60	171.50	-	171.68	=	-0.18	212	551	239	624
21	02/25/18	171	26	176	181	167	524	602	10814	63	171.65	-	171.50	=	0.15	212	551	239	624
22	03/04/18	171	26	156	192	138	486	564	11300	66	171.21	-	171.65	=	-0.44	212	551	239	624
23	03/11/18	171	26	155	196	172	523	601	11823	69	171.35	-	171.21	=	0.14	212	551	239	624
				196 --- 25 Pins Over Average -- Other Awards															
24	03/18/18	171	26	139	183	171	493	571	12316	72	171.06	-	171.35	=	-0.29	212	551	239	624
25	03/25/18	171	26	184	190	178	552	630	12868	75	171.57	-	171.06	=	0.52	212	552	239	630

<u><100</u>	<u>100's</u>	<u>125's</u>	<u>150's</u>	<u>175's</u>	<u>200's</u>	<u>225's</u>	<u>250's</u>	<u>275's</u>	<u>300's</u>
		12	28	29	6				
<u><400</u>	<u>400's</u>	<u>450's</u>	<u>500's</u>	<u>550's</u>	<u>600's</u>	<u>650's</u>	<u>700's</u>	<u>750's</u>	<u>800's</u>
		5	18	2					

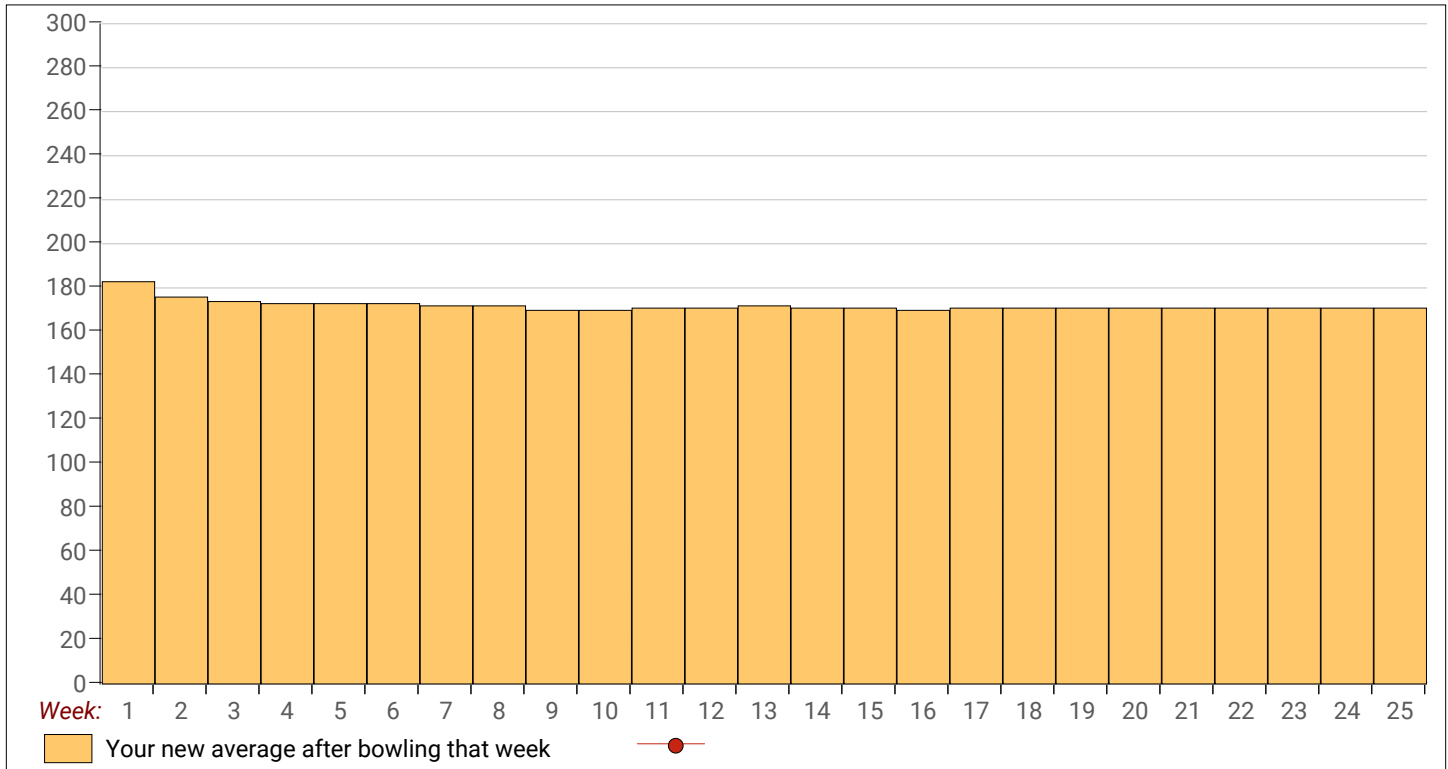
<u>Ave of Game 1</u>	<u>Ave of Game 2</u>	<u>Ave of Game 3</u>
175.56	170.12	169.04

High game of **212** on week **10** High series of **552** on week **25** High average of **183.67** after bowling week **1**
 Low game of **134** on week **8** Low series of **452** on week **9** Low average of **170.04** after bowling week **9**

High Scores by Game

Game #1: **211** on week **1** Game #2: **209** on week **5** Game #3: **212** on week **10**

Note: This report includes information through March 25 which is Week 25 of 25



Note: This report includes information through March 25 which is Week 25 of 25

Dave Getskow's Bowling Record - Team 3: Ball Busters

Week No.	Bowling Date	Old Ave	Old HDCP	HDCP				---Average Change---			High Game	High Sers	HDCP Game	HDCP Sers			
				-1-	-2-	-3-	Total	Total	Pins	Gms					New - Old	---> +/-	
1	10/08/17	215	0	225	195	226	646	646	646	3	215.33	- 0.00	= 215.33	226	646	226	646
2	10/15/17	215	0	160	185	182	527	527	1173	6	195.50	- 215.33	= -19.83	226	646	226	646
3	10/22/17	195	4	163	201	170	534	546	1707	9	189.67	- 195.50	= -5.83	226	646	226	646
4	10/29/17	189	9	177	192	199	568	595	2275	12	189.58	- 189.67	= -0.08	226	646	226	646
5	11/05/17	189	9	206	171	168	545	572	2820	15	188.00	- 189.58	= -1.58	226	646	226	646
6	11/12/17	188	10	190	176	182	548	578	3368	18	187.11	- 188.00	= -0.89	226	646	226	646
7	11/19/17	187	11	167	177	235	579	612	3947	21	187.95	- 187.11	= 0.84	235	646	246	646
				235 --- 25 Pins Over Average -- Other Awards													
8	11/26/17	187	11	184	222	212	618	651	4565	24	190.21	- 187.95	= 2.26	235	646	246	651
				222 --- 25 Pins Over Average -- Other Awards													
				212 --- 25 Pins Over Average -- Other Awards													
9	12/03/17	190	9	156	149	164	469	496	5034	27	186.44	- 190.21	= -3.76	235	646	246	651
10	12/10/17	186	12	173	226	166	565	601	5599	30	186.63	- 186.44	= 0.19	235	646	246	651
				226 --- 25 Pins Over Average -- Other Awards													
11	12/17/17	186	12	186	214	223	623	659	6222	33	188.55	- 186.63	= 1.91	235	646	246	659
				214 --- 25 Pins Over Average -- Other Awards													
				223 --- 25 Pins Over Average -- Other Awards													
12	12/24/17	188	10	176	190	199	565	595	6787	36	188.53	- 188.55	= -0.02	235	646	246	659
13	12/31/17	188	10	185	187	178	550	580	7337	39	188.13	- 188.53	= -0.40	235	646	246	659
14	01/07/18	188	10	191	209	201	601	631	7938	42	189.00	- 188.13	= 0.87	235	646	246	659
15	01/14/18	189	9	197	192	185	574	601	8512	45	189.16	- 189.00	= 0.16	235	646	246	659
16	01/21/18	189	9	205	219	213	637	664	9149	48	190.60	- 189.16	= 1.45	235	646	246	664
				219 --- 25 Pins Over Average -- Other Awards													
17	01/28/18	190	9	192	216	176	584	611	9733	51	190.84	- 190.60	= 0.24	235	646	246	664
				216 --- 25 Pins Over Average -- Other Awards													
18	02/04/18	190	9	200	167	179	546	573	10279	54	190.35	- 190.84	= -0.49	235	646	246	664
19	02/11/18	190	9	201	194	201	596	623	10875	57	190.79	- 190.35	= 0.44	235	646	246	664
20	02/18/18	190	9	183	190	188	561	588	11436	60	190.60	- 190.79	= -0.19	235	646	246	664
21	02/25/18	190	9	214	179	186	579	606	12015	63	190.71	- 190.60	= 0.11	235	646	246	664
22	03/04/18	190	9	183	190	205	578	605	12593	66	190.80	- 190.71	= 0.09	235	646	246	664
23	03/11/18	190	9	198	178	203	579	606	13172	69	190.90	- 190.80	= 0.10	235	646	246	664
24	03/18/18	190	9	177	185	167	529	556	13701	72	190.29	- 190.90	= -0.61	235	646	246	664
25	03/25/18	190	9	205	179	152	536	563	14237	75	189.83	- 190.29	= -0.47	235	646	246	664

<u><100</u>	<u>100's</u>	<u>125's</u>	<u>150's</u>	<u>175's</u>	<u>200's</u>	<u>225's</u>	<u>250's</u>	<u>275's</u>	<u>300's</u>
		1	13	38	19	4			
<u><400</u>	<u>400's</u>	<u>450's</u>	<u>500's</u>	<u>550's</u>	<u>600's</u>	<u>650's</u>	<u>700's</u>	<u>750's</u>	<u>800's</u>
		1	7	12	5				

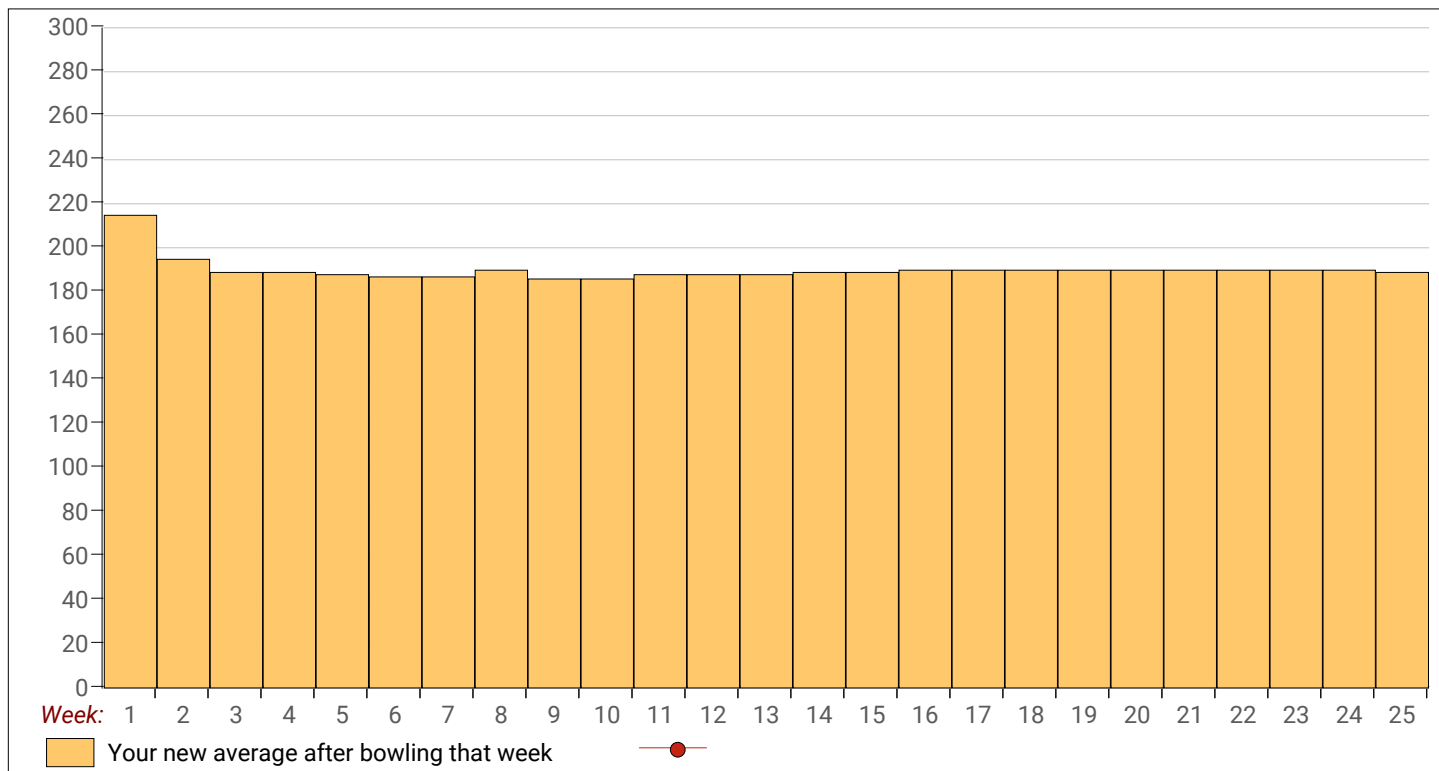
<u>Ave of Game 1</u>	<u>Ave of Game 2</u>	<u>Ave of Game 3</u>
187.76	191.32	190.40

High game of 235 on week 7 High series of 646 on week 1 High average of 215.33 after bowling week 1
 Low game of 149 on week 9 Low series of 469 on week 9 Low average of 186.44 after bowling week 9

High Scores by Game

Game #1: 225 on week 1 Game #2: 226 on week 10 Game #3: 235 on week 7

Note: This report includes information through March 25 which is Week 25 of 25



Note: This report includes information through March 25 which is Week 25 of 25

Gary Kulkay's Bowling Record - Team 4: The Kulkays

Week No.	Bowling Date	Old Ave	Old HDCP	HDCP							---Average Change---			High Game	High Sers	HDCP Game	HDCP Sers	
				-1-	-2-	-3-	Total	Total	Pins	Gms	New	Old	+/-					
1	10/08/17	162	34	144	204	140	488	590	488	3	162.67	- 0.00	= 162.67	204	488	238	590	
2	10/15/17	162	34	187	171	232	590	692	1078	6	179.67	- 162.67	= 17.00	232	590	266	692	
				187 --- 25 Pins Over Average -- Other Awards														
				232 --- 50 Pins Over Average -- Other Awards														
3	10/22/17	179	18	164	150	199	513	567	1591	9	176.78	- 179.67	= -2.89	232	590	266	692	
4	10/29/17	176	21	165	163	171	499	562	2090	12	174.17	- 176.78	= -2.61	232	590	266	692	
5	11/05/17	174	23	179	184	188	551	620	2641	15	176.07	- 174.17	= 1.90	232	590	266	692	
6	11/12/17	176	21	166	152	167	485	548	3126	18	173.67	- 176.07	= -2.40	232	590	266	692	
7	11/19/17	173	24	158	164	156	478	550	3604	21	171.62	- 173.67	= -2.05	232	590	266	692	
8	11/26/17	171	26	169	194	192	555	633	4159	24	173.29	- 171.62	= 1.67	232	590	266	692	
9	12/03/17	173	24	200	195	190	585	657	4744	27	175.70	- 173.29	= 2.41	232	590	266	692	
				200 --- 25 Pins Over Average -- Other Awards														
10	12/10/17	175	22	189	167	187	543	609	5287	30	176.23	- 175.70	= 0.53	232	590	266	692	
11	12/17/17	176	21	191	214	213	618	681	5905	33	178.94	- 176.23	= 2.71	232	618	266	692	
				214 --- 25 Pins Over Average -- Other Awards														
				213 --- 25 Pins Over Average -- Other Awards														
12	12/24/17	178	19	171	134	177	482	539	6387	36	177.42	- 178.94	= -1.52	232	618	266	692	
13	12/31/17	177	20	176	156	188	520	580	6907	39	177.10	- 177.42	= -0.31	232	618	266	692	
14	01/07/18	177	20	195	178	141	514	574	7421	42	176.69	- 177.10	= -0.41	232	618	266	692	
15	01/14/18	176	21	165	178	186	529	592	7950	45	176.67	- 176.69	= -0.02	232	618	266	692	
16	01/21/18	176	21	152	146	152	450	513	8400	48	175.00	- 176.67	= -1.67	232	618	266	692	
17	01/28/18	175	22	178	208	149	535	601	8935	51	175.20	- 175.00	= 0.20	232	618	266	692	
				208 --- 25 Pins Over Average -- Other Awards														
18	02/04/18	175	22	172	196	147	515	581	9450	54	175.00	- 175.20	= -0.20	232	618	266	692	
19	02/11/18	175	22	115	182	177	474	540	9924	57	174.11	- 175.00	= -0.89	232	618	266	692	
20	02/18/18	174	23	162	201	181	544	613	10468	60	174.47	- 174.11	= 0.36	232	618	266	692	
				201 --- 25 Pins Over Average -- Other Awards														
21	02/25/18	174	23	163	169	211	543	612	11011	63	174.78	- 174.47	= 0.31	232	618	266	692	
				211 --- 25 Pins Over Average -- Other Awards														
22	03/04/18	174	23	177	159	168	504	573	11515	66	174.47	- 174.78	= -0.31	232	618	266	692	
23	03/11/18	174	23	198	154	166	518	587	12033	69	174.39	- 174.47	= -0.08	232	618	266	692	
24	03/18/18	174	23	159	185	170	514	583	12547	72	174.26	- 174.39	= -0.13	232	618	266	692	
25	03/25/18	174	23	169	178	137	484	553	13031	75	173.75	- 174.26	= -0.52	232	618	266	692	

<u><100</u>	<u>100's</u>	<u>125's</u>	<u>150's</u>	<u>175's</u>	<u>200's</u>	<u>225's</u>	<u>250's</u>	<u>275's</u>	<u>300's</u>
	1	8	30	28	7	1			
<u><400</u>	<u>400's</u>	<u>450's</u>	<u>500's</u>	<u>550's</u>	<u>600's</u>	<u>650's</u>	<u>700's</u>	<u>750's</u>	<u>800's</u>
		8	12	4	1				

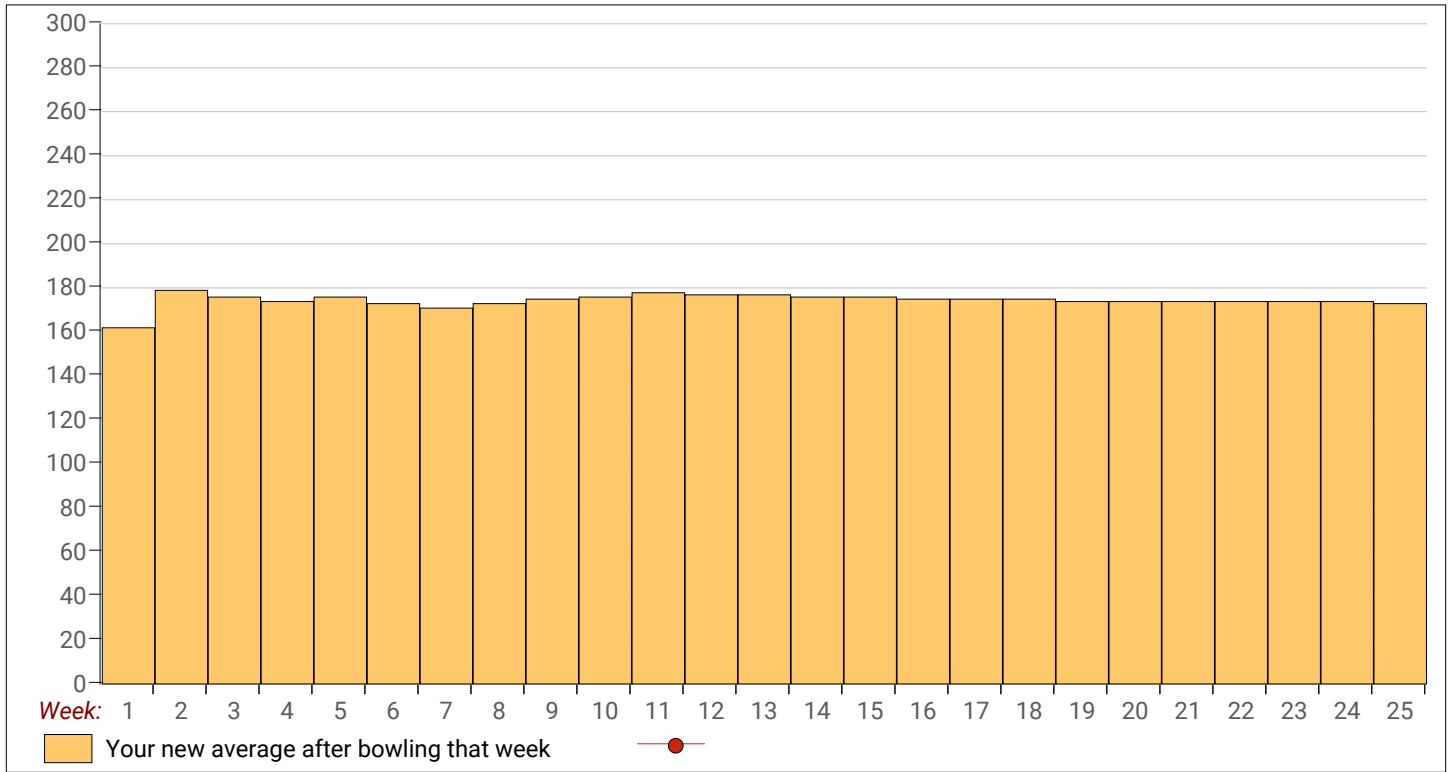
<u>Ave of Game 1</u>	<u>Ave of Game 2</u>	<u>Ave of Game 3</u>
170.56	175.28	175.40

High game of 232 on week 2 High series of 618 on week 11 High average of 179.67 after bowling week 2
 Low game of 115 on week 19 Low series of 450 on week 16 Low average of 162.67 after bowling week 1

High Scores by Game

Game #1: 200 on week 9 Game #2: 214 on week 11 Game #3: 232 on week 2

Note: This report includes information through March 25 which is Week 25 of 25



Note: This report includes information through March 25 which is Week 25 of 25

Dillon Kulkay's Bowling Record - Team 4: The Kulkays

Week No.	Bowling Date	Old Ave	Old HDCP	HDCP							---Average Change---			High Game	High Sers	HDCP Game	HDCP Sers	
				-1-	-2-	-3-	Total	Total	Pins	Gms	New	Old	+/-					
1	10/08/17	176	21	204	152	173	529	592	529	3	176.33	-	0.00	= 176.33	204	529	225	592
2	10/15/17	176	21	158	165	137	460	523	989	6	164.83	-	176.33	= -11.50	204	529	225	592
3	10/22/17	164	32	220	153	181	554	650	1543	9	171.44	-	164.83	= 6.61	220	554	252	650
				220 --- 50 Pins Over Average -- Other Awards														
4	10/29/17	171	26	197	210	144	551	629	2094	12	174.50	-	171.44	= 3.06	220	554	252	650
				197 --- 25 Pins Over Average -- Other Awards														
				210 --- 25 Pins Over Average -- Other Awards														
5	11/05/17	174	23	221	190	193	604	673	2698	15	179.87	-	174.50	= 5.37	221	604	252	673
				221 --- 25 Pins Over Average -- Other Awards														
6	11/12/17	179	18	252	162	148	562	616	3260	18	181.11	-	179.87	= 1.24	252	604	270	673
				252 --- 50 Pins Over Average -- Other Awards														
7	11/19/17	181	17	204	148	197	549	600	3809	21	181.38	-	181.11	= 0.27	252	604	270	673
8	11/26/17	181	17	215	149	173	537	588	4346	24	181.08	-	181.38	= -0.30	252	604	270	673
				215 --- 25 Pins Over Average -- Other Awards														
9	12/03/17	181	17	204	189	172	565	616	4911	27	181.89	-	181.08	= 0.81	252	604	270	673
10	12/10/17	181	17	212	211	177	600	651	5511	30	183.70	-	181.89	= 1.81	252	604	270	673
				212 --- 25 Pins Over Average -- Other Awards														
				211 --- 25 Pins Over Average -- Other Awards														
11	12/17/17	183	15	154	151	147	452	497	5963	33	180.70	-	183.70	= -3.00	252	604	270	673
12	12/24/17	180	18	205	178	170	553	607	6516	36	181.00	-	180.70	= 0.30	252	604	270	673
				205 --- 25 Pins Over Average -- Other Awards														
13	12/31/17	181	17	204	181	157	542	593	7058	39	180.97	-	181.00	= -0.03	252	604	270	673
14	01/07/18	180	18	188	164	146	498	552	7556	42	179.90	-	180.97	= -1.07	252	604	270	673
15	01/14/18	179	18	148	207	158	513	567	8069	45	179.31	-	179.90	= -0.59	252	604	270	673
				207 --- 25 Pins Over Average -- Other Awards														
16	01/21/18	179	18	188	214	165	567	621	8636	48	179.92	-	179.31	= 0.61	252	604	270	673
				214 --- 25 Pins Over Average -- Other Awards														
17	01/28/18	179	18	174	165	166	505	559	9141	51	179.24	-	179.92	= -0.68	252	604	270	673
18	02/04/18	179	18	218	216	176	610	664	9751	54	180.57	-	179.24	= 1.34	252	610	270	673
				218 --- 25 Pins Over Average -- Other Awards														
				216 --- 25 Pins Over Average -- Other Awards														
19	02/11/18	180	18	185	177	169	531	585	10282	57	180.39	-	180.57	= -0.19	252	610	270	673
20	02/18/18	180	18	220	176	211	607	661	10889	60	181.48	-	180.39	= 1.10	252	610	270	673
				220 --- 25 Pins Over Average -- Other Awards														
				211 --- 25 Pins Over Average -- Other Awards														
21	02/25/18	181	17	212	164	129	505	556	11394	63	180.86	-	181.48	= -0.63	252	610	270	673
				212 --- 25 Pins Over Average -- Other Awards														
22	03/04/18	180	18	200	145	169	514	568	11908	66	180.42	-	180.86	= -0.43	252	610	270	673
23	03/11/18	180	18	211	158	156	525	579	12433	69	180.19	-	180.42	= -0.24	252	610	270	673
				211 --- 25 Pins Over Average -- Other Awards														
24	03/18/18	180	18	199	205	145	549	603	12982	72	180.31	-	180.19	= 0.12	252	610	270	673
				205 --- 25 Pins Over Average -- Other Awards														
25	03/25/18	180	18	146	174	193	513	567	13495	75	179.93	-	180.31	= -0.37	252	610	270	673

<u><100</u>	<u>100's</u>	<u>125's</u>	<u>150's</u>	<u>175's</u>	<u>200's</u>	<u>225's</u>	<u>250's</u>	<u>275's</u>	<u>300's</u>
		12	24	17	21		1		
<u><400</u>	<u>400's</u>	<u>450's</u>	<u>500's</u>	<u>550's</u>	<u>600's</u>	<u>650's</u>	<u>700's</u>	<u>750's</u>	<u>800's</u>
		3	12	6	4				

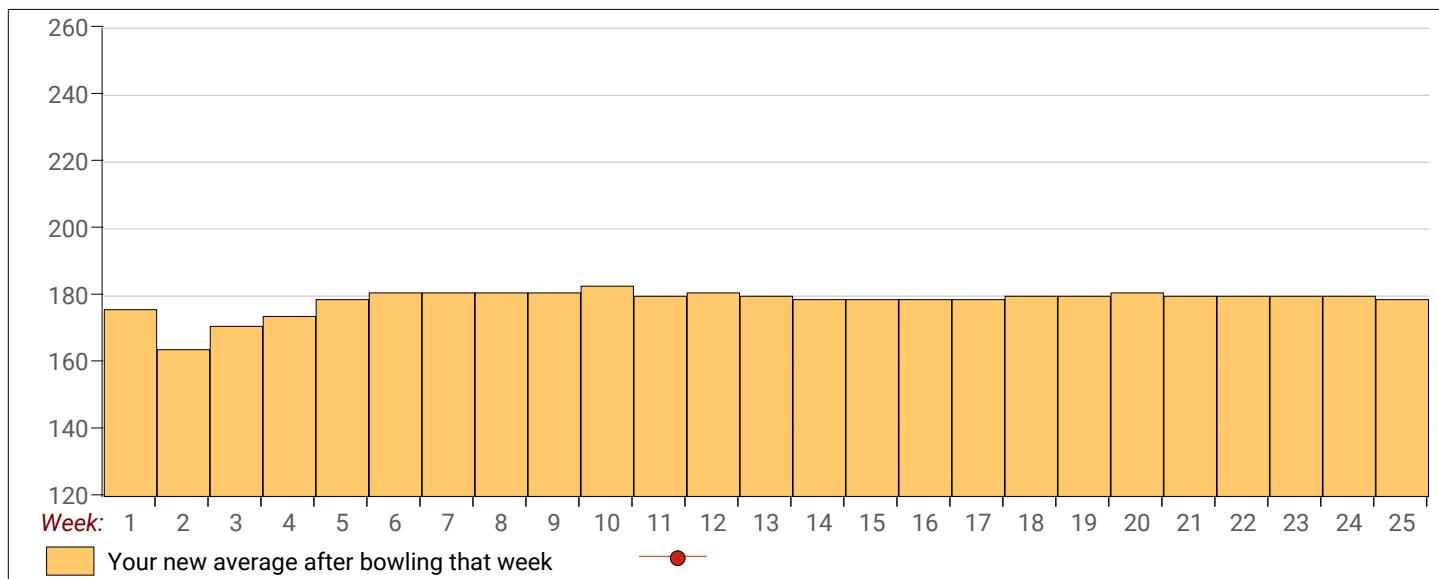
<u>Ave of Game 1</u>	<u>Ave of Game 2</u>	<u>Ave of Game 3</u>
197.56	176.16	166.08

High game of 252 on week 6 High series of 610 on week 18 High average of 183.70 after bowling week 10
 Low game of 129 on week 21 Low series of 452 on week 11 Low average of 164.83 after bowling week 2

Note: This report includes information through March 25 which is Week 25 of 25

High Scores by Game

Game #1: 252 on week 6 Game #2: 216 on week 18 Game #3: 211 on week 20



Note: This report includes information through March 25 which is Week 25 of 25

Christa Zahler's Bowling Record - Team 5: Spare Us

Week No.	Bowling Date	Old Ave	Old HDCP	HDCP							---Average Change---			High Game	High Sers	HDCP Game	HDCP Sers		
				-1-	-2-	-3-	Total	Total	Pins	Gms	New	Old	+/-						
1	10/08/17	179	18	225	112	202	539	593	539	3	179.67	-	0.00	=	179.67	225	539	243	593
2	10/15/17	179	18	167	173	179	519	573	1058	6	176.33	-	179.67	=	-3.33	225	539	243	593
3	10/22/17	176	21	221	147	158	526	589	1584	9	176.00	-	176.33	=	-0.33	225	539	243	593
				221 --- 25 Pins Over Average -- Other Awards															
4	10/29/17	176	21	211	174	153	538	601	2122	12	176.83	-	176.00	=	0.83	225	539	243	601
				211 --- 25 Pins Over Average -- Other Awards															
5	11/05/17	176	21	167	191	191	549	612	2671	15	178.07	-	176.83	=	1.23	225	549	243	612
6	11/12/17	178	19	198	226	191	615	672	3286	18	182.56	-	178.07	=	4.49	226	615	245	672
				226 --- 25 Pins Over Average -- Other Awards															
7	11/19/17	182	16	165	171	212	548	596	3834	21	182.57	-	182.56	=	0.02	226	615	245	672
				212 --- 25 Pins Over Average -- Other Awards															
8	11/26/17	182	16	175	168	231	574	622	4408	24	183.67	-	182.57	=	1.10	231	615	247	672
				231 --- 25 Pins Over Average -- Other Awards															
9	12/03/17	183	15	189	164	182	535	580	4943	27	183.07	-	183.67	=	-0.59	231	615	247	672
10	12/10/17	183	15	189	172	234	595	640	5538	30	184.60	-	183.07	=	1.53	234	615	249	672
				234 --- 50 Pins Over Average -- Other Awards															
11	12/17/17	184	14	199	166	184	549	591	6087	33	184.45	-	184.60	=	-0.15	234	615	249	672
12	12/24/17	184	14	171	158	162	491	533	6578	36	182.72	-	184.45	=	-1.73	234	615	249	672
13	12/31/17	182	16	172	163	196	531	579	7109	39	182.28	-	182.72	=	-0.44	234	615	249	672
14	01/07/18	182	16	172	198	179	549	597	7658	42	182.33	-	182.28	=	0.05	234	615	249	672
15	01/14/18	182	16	201	155	132	488	536	8146	45	181.02	-	182.33	=	-1.31	234	615	249	672
16	01/21/18	181	17	164	172	165	501	552	8647	48	180.15	-	181.02	=	-0.88	234	615	249	672
17	01/28/18	180	18	170	186	157	513	567	9160	51	179.61	-	180.15	=	-0.54	234	615	249	672
18	02/04/18	179	18	193	174	137	504	558	9664	54	178.96	-	179.61	=	-0.64	234	615	249	672
19	02/11/18	178	19	166	191	177	534	591	10198	57	178.91	-	178.96	=	-0.05	234	615	249	672
20	02/18/18	178	19	163	167	146	476	533	10674	60	177.90	-	178.91	=	-1.01	234	615	249	672
21	02/25/18	177	20	176	187	134	497	557	11171	63	177.32	-	177.90	=	-0.58	234	615	249	672
22	03/04/18	177	20	166	136	170	472	532	11643	66	176.41	-	177.32	=	-0.91	234	615	249	672
23	03/11/18	176	21	193	159	135	487	550	12130	69	175.80	-	176.41	=	-0.61	234	615	249	672
24	03/18/18	175	22	168	163	167	498	564	12628	72	175.39	-	175.80	=	-0.41	234	615	249	672
25	03/25/18	175	22	158	158	203	519	585	13147	75	175.29	-	175.39	=	-0.10	234	615	249	672

203 --- 25 Pins Over Average -- Other Awards

<u><100</u>	<u>100's</u>	<u>125's</u>	<u>150's</u>	<u>175's</u>	<u>200's</u>	<u>225's</u>	<u>250's</u>	<u>275's</u>	<u>300's</u>
	1	7	36	21	6	4			
<u><400</u>	<u>400's</u>	<u>450's</u>	<u>500's</u>	<u>550's</u>	<u>600's</u>	<u>650's</u>	<u>700's</u>	<u>750's</u>	<u>800's</u>
		7	15	2	1				

Ave of Game 1 Ave of Game 2 Ave of Game 3

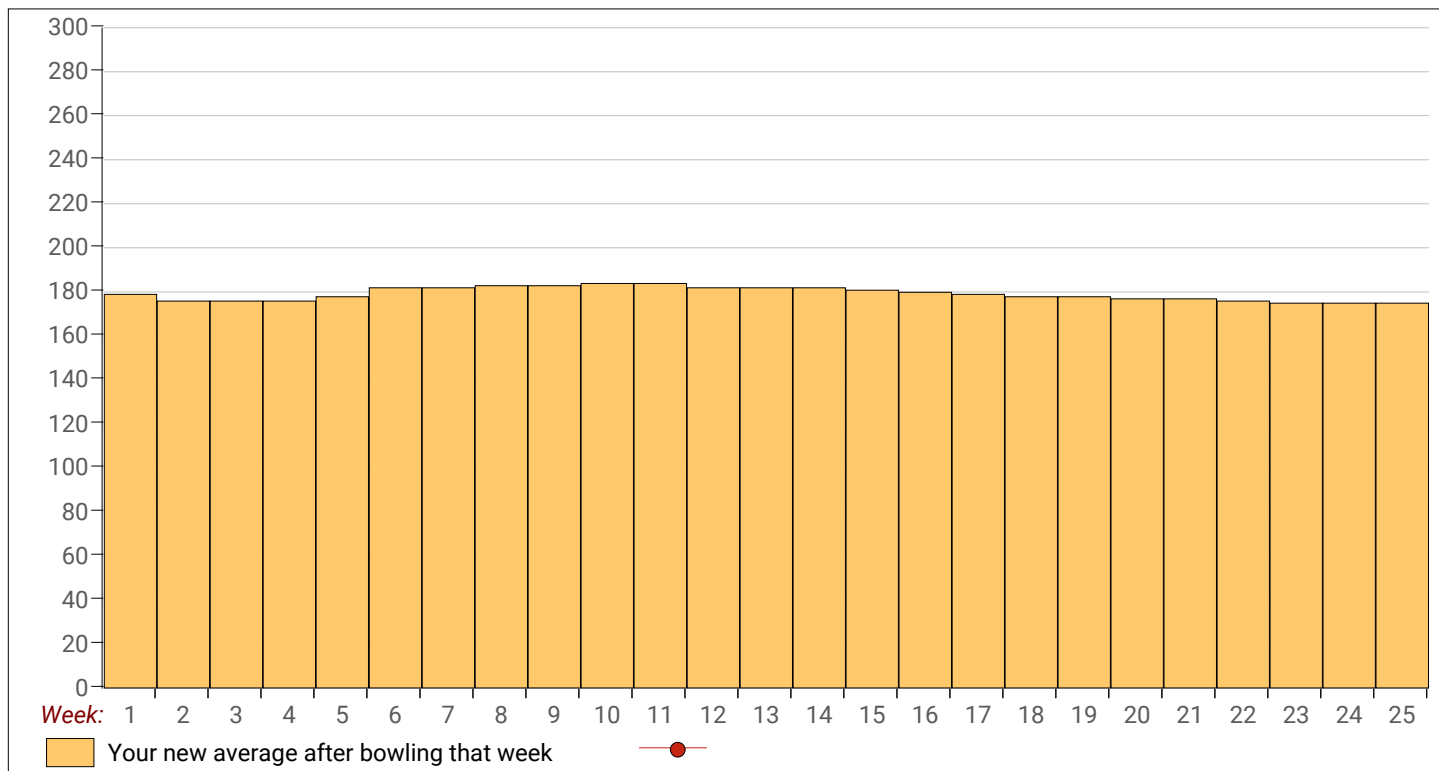
181.56 169.24 175.08

High game of **234** on week **10** High series of **615** on week **6** High average of **184.60** after bowling week **10**
 Low game of **112** on week **1** Low series of **472** on week **22** Low average of **175.29** after bowling week **25**

High Scores by Game

Game #1: **225** on week **1** Game #2: **226** on week **6** Game #3: **234** on week **10**

Note: This report includes information through March 25 which is Week 25 of 25



Note: This report includes information through March 25 which is Week 25 of 25

Gary Zahler's Bowling Record - Team 5: Spare Us

Week No.	Bowling Date	Old Ave	Old HDCP	HDCP				---Average Change---				High Game	High Sers	HDCP Game	HDCP Sers			
				-1-	-2-	-3-	Total	Total	Pins	Gms	New					Old	---> +/-	
1	10/08/17	225	0	216	213	246	675	675	675	3	225.00	-	0.00	= 225.00	246	675	246	675
2	10/15/17	225	0	202	192	222	616	616	1291	6	215.17	-	225.00	= -9.83	246	675	246	675
3	10/22/17	215	0	180	191	197	568	568	1859	9	206.56	-	215.17	= -8.61	246	675	246	675
4	10/29/17	206	0	188	200	164	552	552	2411	12	200.92	-	206.56	= -5.64	246	675	246	675
5	11/05/17	200	0	201	207	199	607	607	3018	15	201.20	-	200.92	= 0.28	246	675	246	675
6	11/12/17	201	0	190	249	237	676	676	3694	18	205.22	-	201.20	= 4.02	249	676	249	676
				249 --- 25 Pins Over Average -- Other Awards														
				237 --- 25 Pins Over Average -- Other Awards														
7	11/19/17	205	0	173	212	207	592	592	4286	21	204.10	-	205.22	= -1.13	249	676	249	676
8	11/26/17	204	0	187	185	169	541	541	4827	24	201.13	-	204.10	= -2.97	249	676	249	676
9	12/03/17	201	0	162	202	169	533	533	5360	27	198.52	-	201.13	= -2.61	249	676	249	676
10	12/10/17	198	1	214	160	181	555	558	5915	30	197.17	-	198.52	= -1.35	249	676	249	676
11	12/17/17	197	2	181	193	223	597	603	6512	33	197.33	-	197.17	= 0.17	249	676	249	676
				223 --- 25 Pins Over Average -- Other Awards														
				224 --- 25 Pins Over Average -- Other Awards														
12	12/24/17	197	2	214	201	224	639	645	7151	36	198.64	-	197.33	= 1.31	249	676	249	676
				224 --- 25 Pins Over Average -- Other Awards														
13	12/31/17	198	1	210	215	214	639	642	7790	39	199.74	-	198.64	= 1.10	249	676	249	676
14	01/07/18	199	0	206	178	193	577	577	8367	42	199.21	-	199.74	= -0.53	249	676	249	676
15	01/14/18	199	0	204	201	218	623	623	8990	45	199.78	-	199.21	= 0.56	249	676	249	676
16	01/21/18	199	0	196	213	225	634	634	9624	48	200.50	-	199.78	= 0.72	249	676	249	676
				225 --- 25 Pins Over Average -- Other Awards														
17	01/28/18	200	0	189	201	202	592	592	10216	51	200.31	-	200.50	= -0.19	249	676	249	676
18	02/04/18	200	0	182	162	186	530	530	10746	54	199.00	-	200.31	= -1.31	249	676	249	676
19	02/11/18	199	0	193	212	194	599	599	11345	57	199.04	-	199.00	= 0.04	249	676	249	676
20	02/18/18	199	0	199	189	200	588	588	11933	60	198.88	-	199.04	= -0.15	249	676	249	676
21	02/25/18	198	1	244	224	203	671	674	12604	63	200.06	-	198.88	= 1.18	249	676	249	676
				244 --- 25 Pins Over Average -- Other Awards														
				224 --- 25 Pins Over Average -- Other Awards														
22	03/04/18	200	0	189	224	205	618	618	13222	66	200.33	-	200.06	= 0.27	249	676	249	676
23	03/11/18	200	0	192	178	213	583	583	13805	69	200.07	-	200.33	= -0.26	249	676	249	676
24	03/18/18	200	0	179	178	244	601	601	14406	72	200.08	-	200.07	= 0.01	249	676	249	676
				244 --- 25 Pins Over Average -- Other Awards														
25	03/25/18	200	0	223	254	232	709	709	15115	75	201.53	-	200.08	= 1.45	254	709	254	709
				254 --- 50 Pins Over Average -- Other Awards														
				232 --- 25 Pins Over Average -- Other Awards														

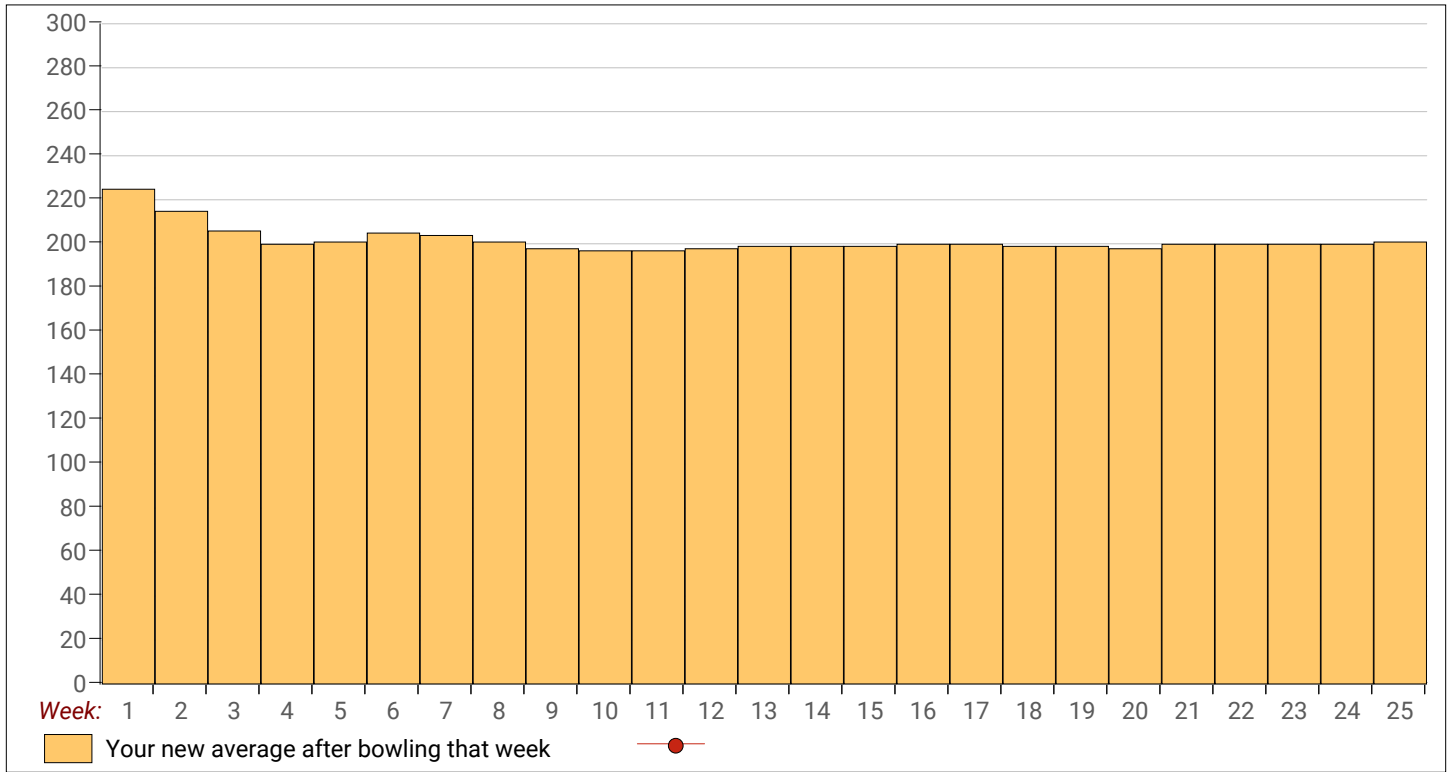
<u><100</u>	<u>100's</u>	<u>125's</u>	<u>150's</u>	<u>175's</u>	<u>200's</u>	<u>225's</u>	<u>250's</u>	<u>275's</u>	<u>300's</u>
			7	27	33	7	1		
<u><400</u>	<u>400's</u>	<u>450's</u>	<u>500's</u>	<u>550's</u>	<u>600's</u>	<u>650's</u>	<u>700's</u>	<u>750's</u>	<u>800's</u>
			3	10	8	3	1		

<u>Ave of Game 1</u>	<u>Ave of Game 2</u>	<u>Ave of Game 3</u>
196.56	201.36	206.68

High game of **254** on week **25** High series of **709** on week **25** High average of **225.00** after bowling week **1**
 Low game of **160** on week **10** Low series of **530** on week **18** Low average of **197.17** after bowling week **10**

High Scores by Game
 Game #1: **244** on week **21** Game #2: **254** on week **25** Game #3: **246** on week **1**

Note: This report includes information through March 25 which is Week 25 of 25



Note: This report includes information through March 25 which is Week 25 of 25

Jon Cox's Bowling Record - Team 6: Stat Boys

Week No.	Bowling Date	Old Ave	Old HDCP	HDCP							---Average Change---			High Game	High Sers	HDCP Game	HDCP Sers		
				-1-	-2-	-3-	Total	Total	Pins	Gms	New	Old	---> +/-						
1	10/08/17	183	15	171	192	188	551	596	551	3	183.67	-	0.00	=	183.67	192	551	207	596
2	10/15/17	183	15	214	202	164	580	625	1131	6	188.50	-	183.67	=	4.83	214	580	229	625
				214 --- 25 Pins Over Average -- Other Awards															
3	10/22/17	188	10	180	221	183	584	614	1715	9	190.56	-	188.50	=	2.06	221	584	231	625
				221 --- 25 Pins Over Average -- Other Awards															
4	10/29/17	190	9	202	186	173	561	588	2276	12	189.67	-	190.56	=	-0.89	221	584	231	625
5	11/05/17	189	9	166	180	185	531	558	2807	15	187.13	-	189.67	=	-2.53	221	584	231	625
6	11/12/17	187	11	235	165	226	626	659	3433	18	190.72	-	187.13	=	3.59	235	626	246	659
				235 --- 25 Pins Over Average -- Other Awards															
				226 --- 25 Pins Over Average -- Other Awards															
7	11/19/17	190	9	188	243	204	635	662	4068	21	193.71	-	190.72	=	2.99	243	635	252	662
				243 --- 50 Pins Over Average -- Other Awards															
8	11/26/17	193	6	182	224	213	619	637	4687	24	195.29	-	193.71	=	1.58	243	635	252	662
				224 --- 25 Pins Over Average -- Other Awards															
9	12/03/17	195	4	190	180	169	539	551	5226	27	193.56	-	195.29	=	-1.74	243	635	252	662
10	12/10/17	193	6	180	188	173	541	559	5767	30	192.23	-	193.56	=	-1.32	243	635	252	662
11	12/17/17	192	7	173	211	162	546	567	6313	33	191.30	-	192.23	=	-0.93	243	635	252	662
12	12/24/17	191	8	174	183	216	573	597	6886	36	191.28	-	191.30	=	-0.03	243	635	252	662
				216 --- 25 Pins Over Average -- Other Awards															
13	12/31/17	191	8	215	180	169	564	588	7450	39	191.03	-	191.28	=	-0.25	243	635	252	662
14	01/07/18	191	8	179	181	191	551	575	8001	42	190.50	-	191.03	=	-0.53	243	635	252	662
15	01/14/18	190	9	209	189	210	608	635	8609	45	191.31	-	190.50	=	0.81	243	635	252	662
16	01/21/18	191	8	158	205	179	542	566	9151	48	190.65	-	191.31	=	-0.67	243	635	252	662
17	01/28/18	190	9	172	149	172	493	520	9644	51	189.10	-	190.65	=	-1.55	243	635	252	662
18	02/04/18	189	9	209	186	216	611	638	10255	54	189.91	-	189.10	=	0.81	243	635	252	662
				216 --- 25 Pins Over Average -- Other Awards															
19	02/11/18	189	9	180	226	146	552	579	10807	57	189.60	-	189.91	=	-0.31	243	635	252	662
				226 --- 25 Pins Over Average -- Other Awards															
20	02/18/18	189	9	173	157	201	531	558	11338	60	188.97	-	189.60	=	-0.63	243	635	252	662
21	02/25/18	188	10	203	266	202	671	701	12009	63	190.62	-	188.97	=	1.65	266	671	276	701
				266 --- 75 Pins Over Average -- Other Awards															
22	03/04/18	190	9	191	202	232	625	652	12634	66	191.42	-	190.62	=	0.81	266	671	276	701
				232 --- 25 Pins Over Average -- Other Awards															
23	03/11/18	191	8	160	207	188	555	579	13189	69	191.14	-	191.42	=	-0.28	266	671	276	701
24	03/18/18	191	8	177	191	221	589	613	13778	72	191.36	-	191.14	=	0.22	266	671	276	701
				221 --- 25 Pins Over Average -- Other Awards															
25	03/25/18	191	8	144	183	201	528	552	14306	75	190.75	-	191.36	=	-0.61	266	671	276	701

<u><100</u>	<u>100's</u>	<u>125's</u>	<u>150's</u>	<u>175's</u>	<u>200's</u>	<u>225's</u>	<u>250's</u>	<u>275's</u>	<u>300's</u>
		3	17	27	22	5	1		
<u><400</u>	<u>400's</u>	<u>450's</u>	<u>500's</u>	<u>550's</u>	<u>600's</u>	<u>650's</u>	<u>700's</u>	<u>750's</u>	<u>800's</u>
		1	7	10	6	1			

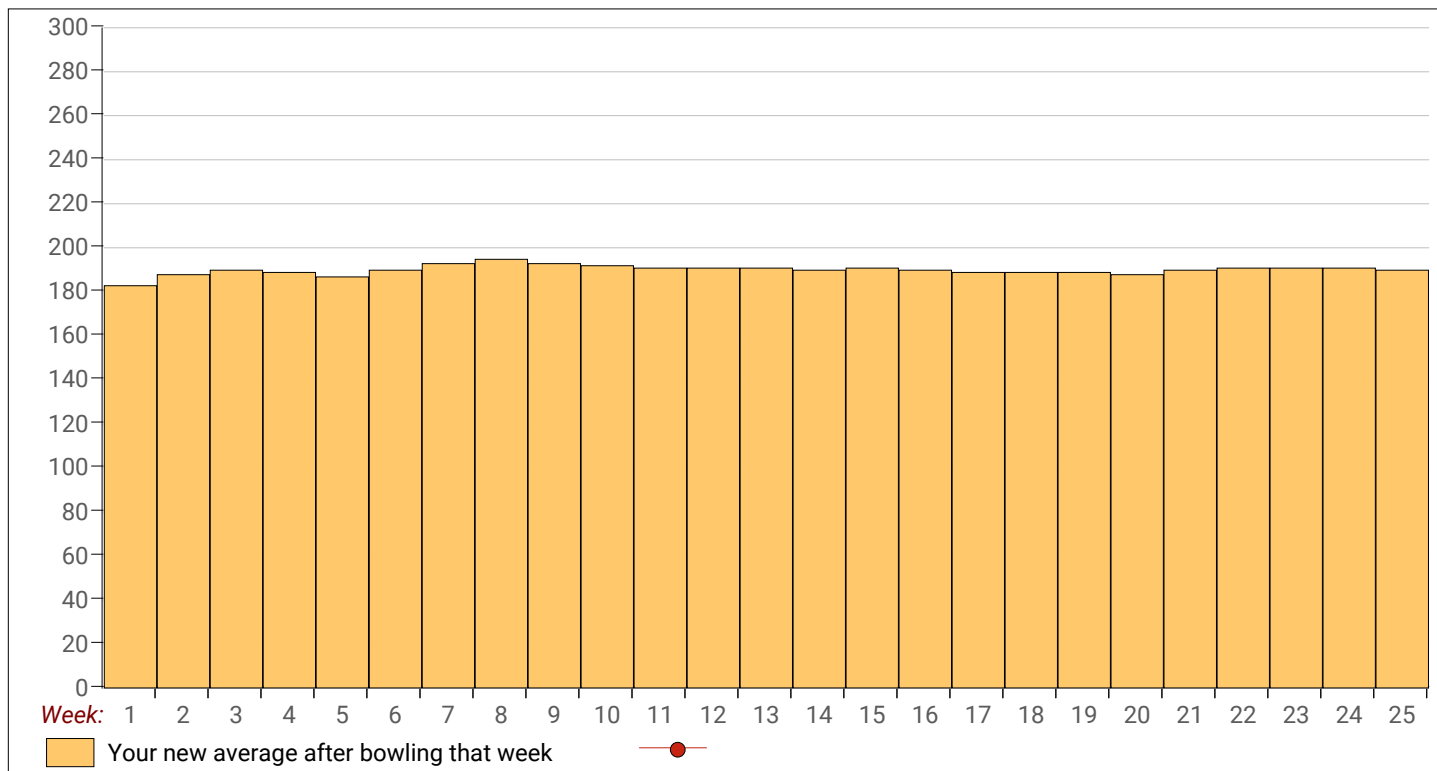
<u>Ave of Game 1</u>	<u>Ave of Game 2</u>	<u>Ave of Game 3</u>
185.00	195.88	191.36

High game of **266** on week **21** High series of **671** on week **21** High average of **195.29** after bowling week **8**
 Low game of **144** on week **25** Low series of **493** on week **17** Low average of **183.67** after bowling week **1**

High Scores by Game

Game #1: **235** on week **6** Game #2: **266** on week **21** Game #3: **232** on week **22**

Note: This report includes information through March 25 which is Week 25 of 25



Note: This report includes information through March 25 which is Week 25 of 25

Duane (Big Dog) Benkowski's Bowling Record - Team 6: Stat Boys

Week No.	Bowling Date	Old Ave	Old HDCP	HDCP							---Average Change---			High Game	High Sers	HDCP Game	HDCP Sers		
				-1-	-2-	-3-	Total	Total	Pins	Gms	New	Old	---> +/-						
1	10/08/17	179	18	162	193	183	538	592	538	3	179.33	-	0.00	=	179.33	193	538	211	592
2	10/15/17	179	18	207	182	214	603	657	1141	6	190.17	-	179.33	=	10.83	214	603	232	657
				207 --- 25 Pins Over Average -- Other Awards															
				214 --- 25 Pins Over Average -- Other Awards															
3	10/22/17	190	9	185	181	206	572	599	1713	9	190.33	-	190.17	=	0.17	214	603	232	657
4	10/29/17	190	9	166	184	198	548	575	2261	12	188.42	-	190.33	=	-1.92	214	603	232	657
5	11/05/17	188	10	236	197	168	601	631	2862	15	190.80	-	188.42	=	2.38	236	603	246	657
				236 --- 25 Pins Over Average -- Other Awards															
6	11/12/17	190	9	185	168	204	557	584	3419	18	189.94	-	190.80	=	-0.86	236	603	246	657
7	11/19/17	189	9	227	224	166	617	644	4036	21	192.19	-	189.94	=	2.25	236	617	246	657
				227 --- 25 Pins Over Average -- Other Awards															
				224 --- 25 Pins Over Average -- Other Awards															
8	11/26/17	192	7	171	173	180	524	545	4560	24	190.00	-	192.19	=	-2.19	236	617	246	657
9	12/03/17	190	9	198	208	177	583	610	5143	27	190.48	-	190.00	=	0.48	236	617	246	657
10	12/10/17	190	9	203	199	177	579	606	5722	30	190.73	-	190.48	=	0.25	236	617	246	657
11	12/17/17	190	9	177	231	172	580	607	6302	33	190.97	-	190.73	=	0.24	236	617	246	657
				231 --- 25 Pins Over Average -- Other Awards															
12	12/24/17	190	9	191	172	203	566	593	6868	36	190.78	-	190.97	=	-0.19	236	617	246	657
13	12/31/17	190	9	209	181	216	606	633	7474	39	191.64	-	190.78	=	0.86	236	617	246	657
				216 --- 25 Pins Over Average -- Other Awards															
14	01/07/18	191	8	171	203	191	565	589	8039	42	191.40	-	191.64	=	-0.24	236	617	246	657
15	01/14/18	191	8	193	165	197	555	579	8594	45	190.98	-	191.40	=	-0.43	236	617	246	657
16	01/21/18	190	9	201	192	195	588	615	9182	48	191.29	-	190.98	=	0.31	236	617	246	657
17	01/28/18	191	8	154	180	237	571	595	9753	51	191.24	-	191.29	=	-0.06	237	617	246	657
				237 --- 25 Pins Over Average -- Other Awards															
18	02/04/18	191	8	199	208	207	614	638	10367	54	191.98	-	191.24	=	0.75	237	617	246	657
19	02/11/18	191	8	213	171	209	593	617	10960	57	192.28	-	191.98	=	0.30	237	617	246	657
20	02/18/18	192	7	192	200	234	626	647	11586	60	193.10	-	192.28	=	0.82	237	626	246	657
				234 --- 25 Pins Over Average -- Other Awards															
21	02/25/18	193	6	181	159	199	539	557	12125	63	192.46	-	193.10	=	-0.64	237	626	246	657
22	03/04/18	192	7	180	153	166	499	520	12624	66	191.27	-	192.46	=	-1.19	237	626	246	657
23	03/11/18	191	8	144	199	163	506	530	13130	69	190.29	-	191.27	=	-0.98	237	626	246	657
24	03/18/18	190	9	174	153	174	501	528	13631	72	189.32	-	190.29	=	-0.97	237	626	246	657
25	03/25/18	189	9	214	203	190	607	634	14238	75	189.84	-	189.32	=	0.52	237	626	246	657
				214 --- 25 Pins Over Average -- Other Awards															

<100 100's 125's 150's 175's 200's 225's 250's 275's 300's

<400 400's 450's 500's 550's 600's 650's 700's 750's 800's

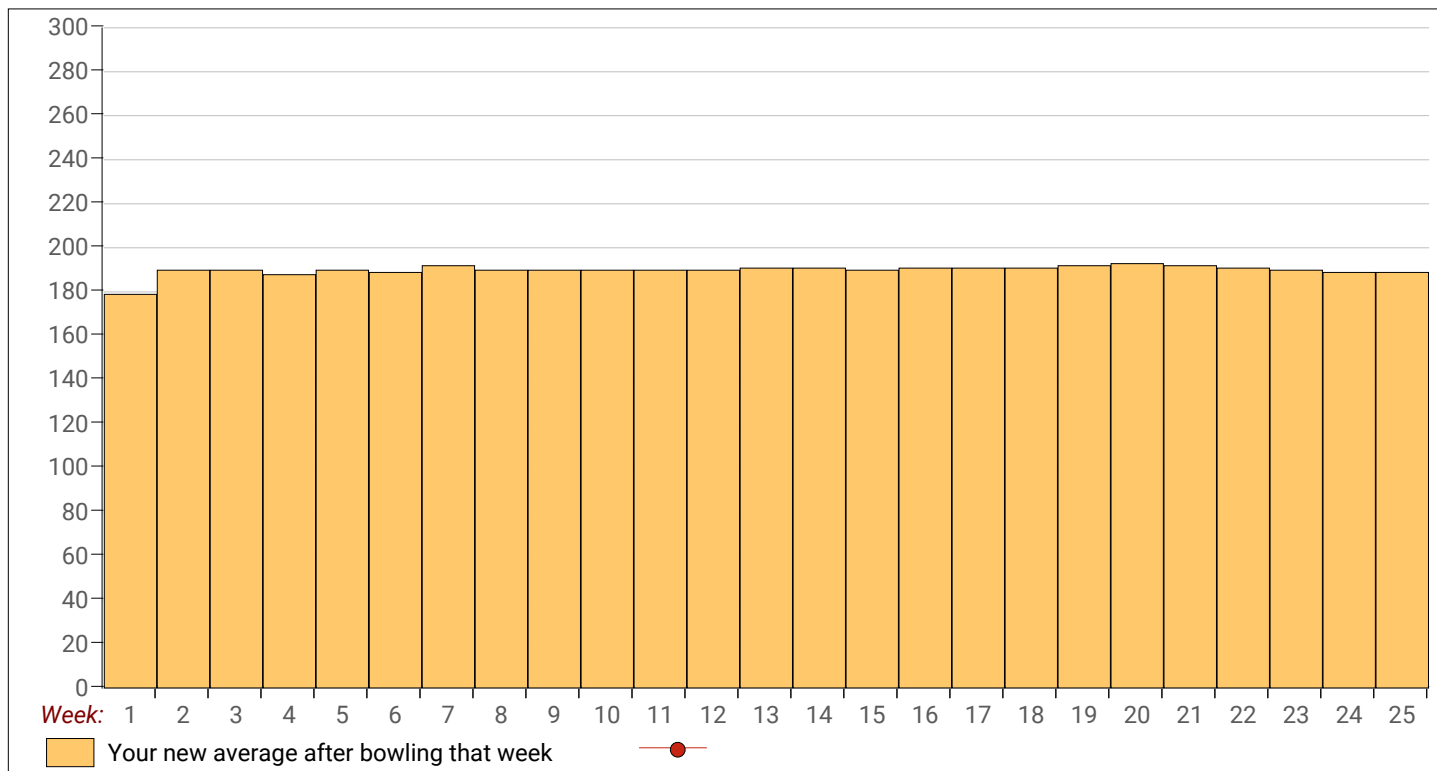
Ave of Game 1 Ave of Game 2 Ave of Game 3
 189.32 187.16 193.04

High game of **237** on week **17** High series of **626** on week **20** High average of **193.10** after bowling week **20**
 Low game of **144** on week **23** Low series of **499** on week **22** Low average of **179.33** after bowling week **1**

High Scores by Game

Game #1: **236** on week **5** Game #2: **231** on week **11** Game #3: **237** on week **17**

Note: This report includes information through March 25 which is Week 25 of 25



Note: This report includes information through March 25 which is Week 25 of 25

Bob Brown's Bowling Record - Team 7: Team 7

Week No.	Bowling Date	Old Ave	Old HDCP	HDCP				---Average Change---				High Game	High Sers	HDCP Game	HDCP Sers				
				-1-	-2-	-3-	Total	Total	Pins	Gms	New					Old	+/-		
1	10/08/17	170	27	193	175	144	512	593	512	3	170.67	-	0.00	=	170.67	193	512	220	593
2	10/15/17	170	27	182	192	171	545	626	1057	6	176.17	-	170.67	=	5.50	193	545	220	626
3	10/22/17	176	21	173	175	162	510	573	1567	9	174.11	-	176.17	=	-2.06	193	545	220	626
4	10/29/17	174	23	173	179	194	546	615	2113	12	176.08	-	174.11	=	1.97	194	546	220	626
5	11/05/17	176	21	157	189	175	521	584	2634	15	175.60	-	176.08	=	-0.48	194	546	220	626
6	11/12/17	175	22	171	162	181	514	580	3148	18	174.89	-	175.60	=	-0.71	194	546	220	626
7	11/19/17	174	23	184	197	154	535	604	3683	21	175.38	-	174.89	=	0.49	197	546	220	626
8	11/26/17	175	22	211	180	190	581	647	4264	24	177.67	-	175.38	=	2.29	211	581	233	647
				211 --- 25 Pins Over Average -- Other Awards															
9	12/03/17	177	20	182	173	166	521	581	4785	27	177.22	-	177.67	=	-0.44	211	581	233	647
10	12/10/17	177	20	162	183	169	514	574	5299	30	176.63	-	177.22	=	-0.59	211	581	233	647
11	12/17/17	176	21	178	150	179	507	570	5806	33	175.94	-	176.63	=	-0.69	211	581	233	647
12	12/24/17	175	22	166	220	140	526	592	6332	36	175.89	-	175.94	=	-0.05	220	581	242	647
				220 --- 25 Pins Over Average -- Other Awards															
13	12/31/17	175	22	167	184	192	543	609	6875	39	176.28	-	175.89	=	0.39	220	581	242	647
14	01/07/18	176	21	179	198	178	555	618	7430	42	176.90	-	176.28	=	0.62	220	581	242	647
15	01/14/18	176	21	190	169	184	543	606	7973	45	177.18	-	176.90	=	0.27	220	581	242	647
16	01/21/18	177	20	179	188	174	541	601	8514	48	177.38	-	177.18	=	0.20	220	581	242	647
17	01/28/18	177	20	182	169	178	529	589	9043	51	177.31	-	177.38	=	-0.06	220	581	242	647
18	02/04/18	177	20	212	192	202	606	666	9649	54	178.69	-	177.31	=	1.37	220	606	242	666
				212 --- 25 Pins Over Average -- Other Awards															
				202 --- 25 Pins Over Average -- Other Awards															
19	02/11/18	178	19	174	169	167	510	567	10159	57	178.23	-	178.69	=	-0.46	220	606	242	666
20	02/18/18	178	19	197	177	191	565	622	10724	60	178.73	-	178.23	=	0.51	220	606	242	666
21	02/25/18	178	19	197	183	186	566	623	11290	63	179.21	-	178.73	=	0.47	220	606	242	666
22	03/04/18	179	18	171	167	177	515	569	11805	66	178.86	-	179.21	=	-0.34	220	606	242	666
23	03/11/18	178	19	193	177	194	564	621	12369	69	179.26	-	178.86	=	0.40	220	606	242	666
24	03/18/18	179	18	175	180	195	550	604	12919	72	179.43	-	179.26	=	0.17	220	606	242	666
25	03/25/18	179	18	165	166	146	477	531	13396	75	178.61	-	179.43	=	-0.82	220	606	242	666

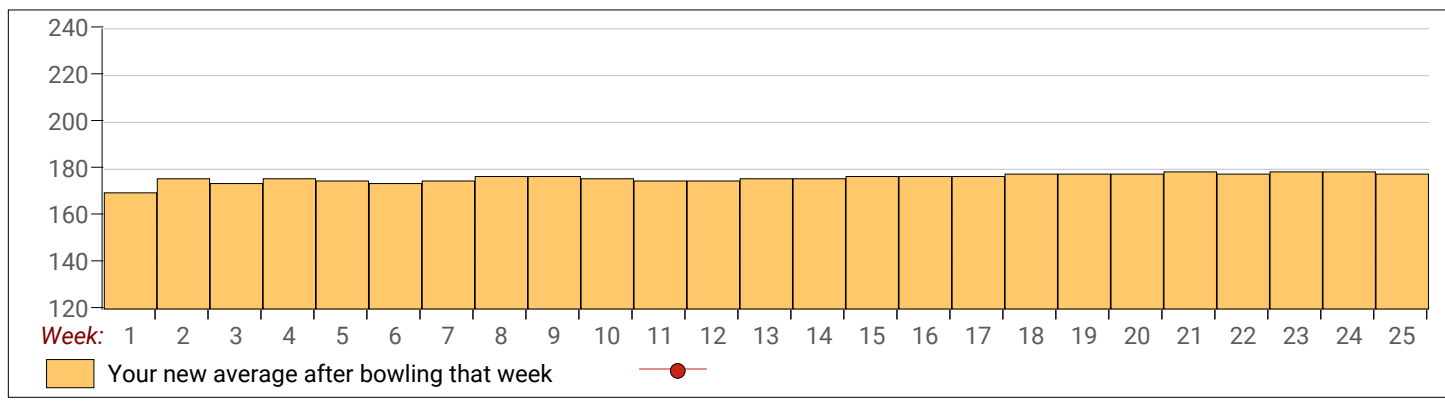
<u><100</u>	<u>100's</u>	<u>125's</u>	<u>150's</u>	<u>175's</u>	<u>200's</u>	<u>225's</u>	<u>250's</u>	<u>275's</u>	<u>300's</u>
		3	25	43	4				
<u><400</u>	<u>400's</u>	<u>450's</u>	<u>500's</u>	<u>550's</u>	<u>600's</u>	<u>650's</u>	<u>700's</u>	<u>750's</u>	<u>800's</u>
		1	17	6	1				

<u>Ave of Game 1</u>	<u>Ave of Game 2</u>	<u>Ave of Game 3</u>
180.52	179.76	175.56

High game of 220 on week 12 High series of 606 on week 18 High average of 179.43 after bowling week 24
 Low game of 140 on week 12 Low series of 477 on week 25 Low average of 170.67 after bowling week 1

High Scores by Game

Game #1: 212 on week 18 Game #2: 220 on week 12 Game #3: 202 on week 18



Note: This report includes information through March 25 which is Week 25 of 25

Grady Lindblom's Bowling Record - Team 7: Team 7

Week No.	Bowling Date	Old Ave	Old HDCP	HDCP							---Average Change---			High Game	High Sers	HDCP Game	HDCP Sers	
				-1-	-2-	-3-	Total	Total	Pins	Gms	New	Old	---> +/-					
1	10/08/17	201	0	211	191	203	605	605	605	3	201.67	-	0.00	= 201.67	211	605	211	605
2	10/15/17	201	0	174	192	178	544	544	1149	6	191.50	-	201.67	= -10.17	211	605	211	605
3	10/22/17	191	8	200	168	161	529	553	1678	9	186.44	-	191.50	= -5.06	211	605	211	605
4	10/29/17	186	12	224	193	204	621	657	2299	12	191.58	-	186.44	= 5.14	224	621	236	657
				224 --- 25 Pins Over Average -- Other Awards														
5	11/05/17	191	8	211	178	171	560	584	2859	15	190.60	-	191.58	= -0.98	224	621	236	657
6	11/12/17	190	9	212	158	202	572	599	3431	18	190.61	-	190.60	= 0.01	224	621	236	657
7	11/19/17	190	9	194	225	151	570	597	4001	21	190.52	-	190.61	= -0.09	225	621	236	657
				225 --- 25 Pins Over Average -- Other Awards														
8	11/26/17	190	9	189	170	178	537	564	4538	24	189.08	-	190.52	= -1.44	225	621	236	657
9	12/03/17	189	9	168	147	224	539	566	5077	27	188.04	-	189.08	= -1.05	225	621	236	657
				224 --- 25 Pins Over Average -- Other Awards														
10	12/10/17	188	10	124	163	215	502	532	5579	30	185.97	-	188.04	= -2.07	225	621	236	657
				215 --- 25 Pins Over Average -- Other Awards														
11	12/17/17	185	13	211	186	177	574	613	6153	33	186.45	-	185.97	= 0.49	225	621	236	657
				211 --- 25 Pins Over Average -- Other Awards														
12	12/24/17	186	12	180	201	199	580	616	6733	36	187.03	-	186.45	= 0.57	225	621	236	657
13	12/31/17	187	11	159	234	189	582	615	7315	39	187.56	-	187.03	= 0.54	234	621	245	657
				234 --- 25 Pins Over Average -- Other Awards														
14	01/07/18	187	11	155	201	218	574	607	7889	42	187.83	-	187.56	= 0.27	234	621	245	657
				218 --- 25 Pins Over Average -- Other Awards														
15	01/14/18	187	11	239	168	150	557	590	8446	45	187.69	-	187.83	= -0.14	239	621	250	657
				239 --- 50 Pins Over Average -- Other Awards														
16	01/21/18	187	11	196	178	223	597	630	9043	48	188.40	-	187.69	= 0.71	239	621	250	657
				223 --- 25 Pins Over Average -- Other Awards														
17	01/28/18	188	10	173	224	222	619	649	9662	51	189.45	-	188.40	= 1.06	239	621	250	657
				224 --- 25 Pins Over Average -- Other Awards														
				222 --- 25 Pins Over Average -- Other Awards														
18	02/04/18	189	9	192	171	195	558	585	10220	54	189.26	-	189.45	= -0.19	239	621	250	657
19	02/11/18	189	9	169	146	202	517	544	10737	57	188.37	-	189.26	= -0.89	239	621	250	657
20	02/18/18	188	10	197	162	188	547	577	11284	60	188.07	-	188.37	= -0.30	239	621	250	657
21	02/25/18	188	10	207	155	181	543	573	11827	63	187.73	-	188.07	= -0.34	239	621	250	657
22	03/04/18	187	11	185	166	179	530	563	12357	66	187.23	-	187.73	= -0.50	239	621	250	657
23	03/11/18	187	11	189	174	180	543	576	12900	69	186.96	-	187.23	= -0.27	239	621	250	657
24	03/18/18	186	12	210	155	216	581	617	13481	72	187.24	-	186.96	= 0.28	239	621	250	657
				216 --- 25 Pins Over Average -- Other Awards														
25	03/25/18	187	11	182	234	179	595	628	14076	75	187.68	-	187.24	= 0.44	239	621	250	657
				234 --- 25 Pins Over Average -- Other Awards														

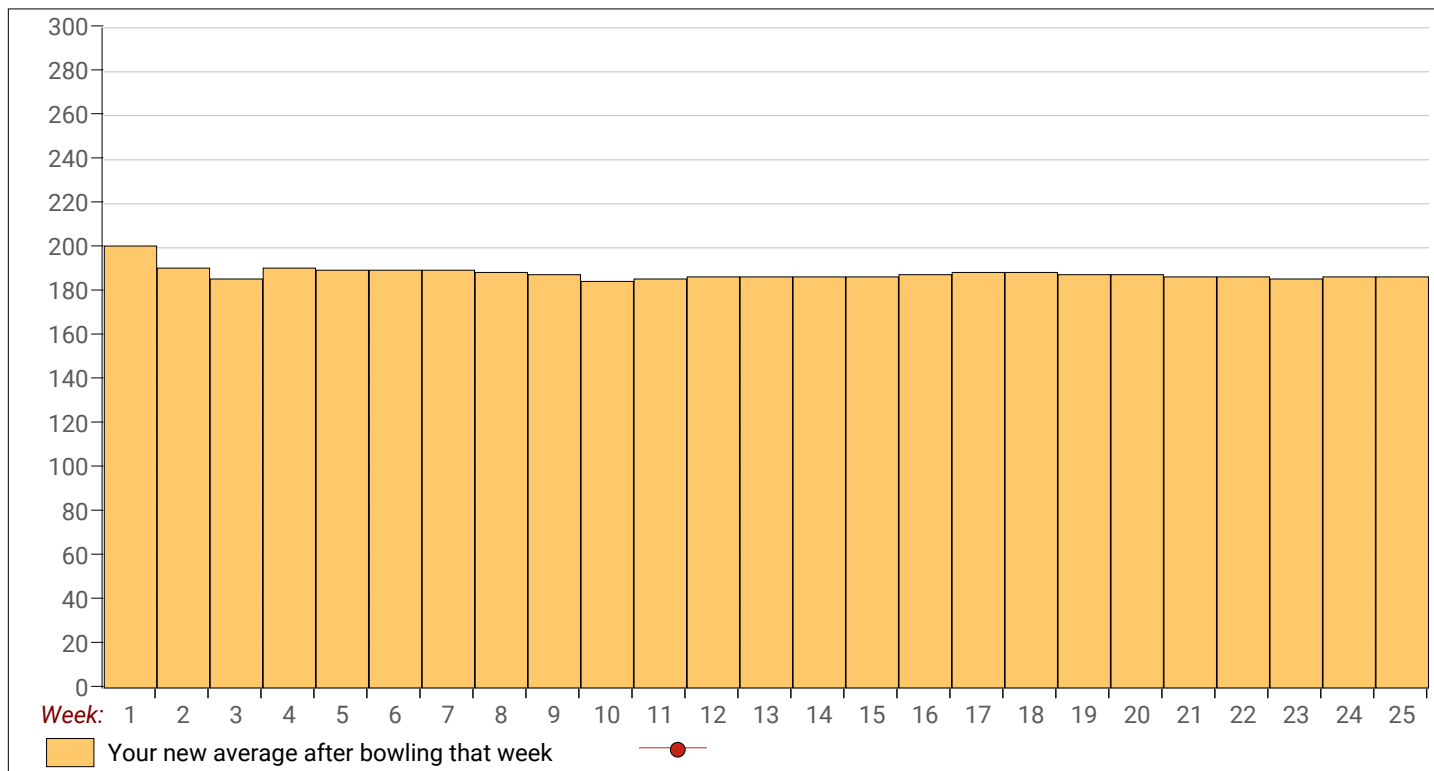
<u><100</u>	<u>100's</u>	<u>125's</u>	<u>150's</u>	<u>175's</u>	<u>200's</u>	<u>225's</u>	<u>250's</u>	<u>275's</u>	<u>300's</u>
	1	2	21	26	21	4			
<u><400</u>	<u>400's</u>	<u>450's</u>	<u>500's</u>	<u>550's</u>	<u>600's</u>	<u>650's</u>	<u>700's</u>	<u>750's</u>	<u>800's</u>
			10	12	3				

<u>Ave of Game 1</u>	<u>Ave of Game 2</u>	<u>Ave of Game 3</u>
190.04	181.60	191.40

High game of **239** on week **15** High series of **621** on week **4** High average of **201.67** after bowling week **1**
 Low game of **124** on week **10** Low series of **502** on week **10** Low average of **185.97** after bowling week **10**

High Scores by Game
 Game #1: **239** on week **15** Game #2: **234** on week **13** Game #3: **224** on week **9**

Note: This report includes information through March 25 which is Week 25 of 25



Note: This report includes information through March 25 which is Week 25 of 25

Chad Hansen's Bowling Record - Team 8: Team 8

Week No.	Bowling Date	Old Ave	Old HDCP	HDCP							---Average Change---			High Game	High Sers	HDCP Game	HDCP Sers		
				-1-	-2-	-3-	Total	Total	Pins	Gms	New	Old	+/-						
1	10/08/17	172	25	159	201	157	517	592	517	3	172.33	-	0.00	=	172.33	201	517	226	592
2	10/15/17	172	25	187	224	182	593	668	1110	6	185.00	-	172.33	=	12.67	224	593	249	668
				224 --- 50 Pins Over Average -- Other Awards															
3	10/22/17	185	13	160	169	189	518	557	1628	9	180.89	-	185.00	=	-4.11	224	593	249	668
4	10/29/17	180	18	151	211	189	551	605	2179	12	181.58	-	180.89	=	0.69	224	593	249	668
				211 --- 25 Pins Over Average -- Other Awards															
5	11/05/17	181	17	201	170	152	523	574	2702	15	180.13	-	181.58	=	-1.45	224	593	249	668
6	11/12/17	180	18	173	145	173	491	545	3193	18	177.39	-	180.13	=	-2.74	224	593	249	668
7	11/19/17	177	20	135	178	113	426	486	3619	21	172.33	-	177.39	=	-5.06	224	593	249	668
8	11/26/17	172	25	157	217	182	556	631	4175	24	173.96	-	172.33	=	1.62	224	593	249	668
				217 --- 25 Pins Over Average -- Other Awards															
9	12/03/17	173	24	154	202	215	571	643	4746	27	175.78	-	173.96	=	1.82	224	593	249	668
				202 --- 25 Pins Over Average -- Other Awards															
				215 --- 25 Pins Over Average -- Other Awards															
10	12/10/17	175	22	200	200	180	580	646	5326	30	177.53	-	175.78	=	1.76	224	593	249	668
				200 --- 25 Pins Over Average -- Other Awards															
				200 --- 25 Pins Over Average -- Other Awards															
11	12/17/17	177	20	191	187	205	583	643	5909	33	179.06	-	177.53	=	1.53	224	593	249	668
				205 --- 25 Pins Over Average -- Other Awards															
12	12/24/17	179	18	201	221	204	626	680	6535	36	181.53	-	179.06	=	2.47	224	626	249	680
				221 --- 25 Pins Over Average -- Other Awards															
				204 --- 25 Pins Over Average -- Other Awards															
13	12/31/17	181	17	192	201	198	591	642	7126	39	182.72	-	181.53	=	1.19	224	626	249	680
14	01/07/18	182	16	218	193	187	598	646	7724	42	183.90	-	182.72	=	1.19	224	626	249	680
				218 --- 25 Pins Over Average -- Other Awards															
15	01/14/18	183	15	191	202	207	600	645	8324	45	184.98	-	183.90	=	1.07	224	626	249	680
16	01/21/18	184	14	202	234	200	636	678	8960	48	186.67	-	184.98	=	1.69	234	636	249	680
				234 --- 50 Pins Over Average -- Other Awards															
17	01/28/18	186	12	181	195	158	534	570	9494	51	186.16	-	186.67	=	-0.51	234	636	249	680
18	02/04/18	186	12	185	213	211	609	645	10103	54	187.09	-	186.16	=	0.94	234	636	249	680
				213 --- 25 Pins Over Average -- Other Awards															
				211 --- 25 Pins Over Average -- Other Awards															
19	02/11/18	187	11	238	223	224	685	718	10788	57	189.26	-	187.09	=	2.17	238	685	249	718
				238 --- 50 Pins Over Average -- Other Awards															
				223 --- 25 Pins Over Average -- Other Awards															
				224 --- 25 Pins Over Average -- Other Awards															
20	02/18/18	189	9	185	183	178	546	573	11334	60	188.90	-	189.26	=	-0.36	238	685	249	718
21	02/25/18	188	10	224	164	199	587	617	11921	63	189.22	-	188.90	=	0.32	238	685	249	718
				224 --- 25 Pins Over Average -- Other Awards															
22	03/04/18	189	9	245	246	203	694	721	12615	66	191.14	-	189.22	=	1.91	246	694	255	721
				245 --- 50 Pins Over Average -- Other Awards															
				246 --- 50 Pins Over Average -- Other Awards															
23	03/11/18	191	8	177	178	176	531	555	13146	69	190.52	-	191.14	=	-0.61	246	694	255	721
24	03/18/18	190	9	198	206	210	614	641	13760	72	191.11	-	190.52	=	0.59	246	694	255	721
25	03/25/18	191	8	167	200	199	566	590	14326	75	191.01	-	191.11	=	-0.10	246	694	255	721

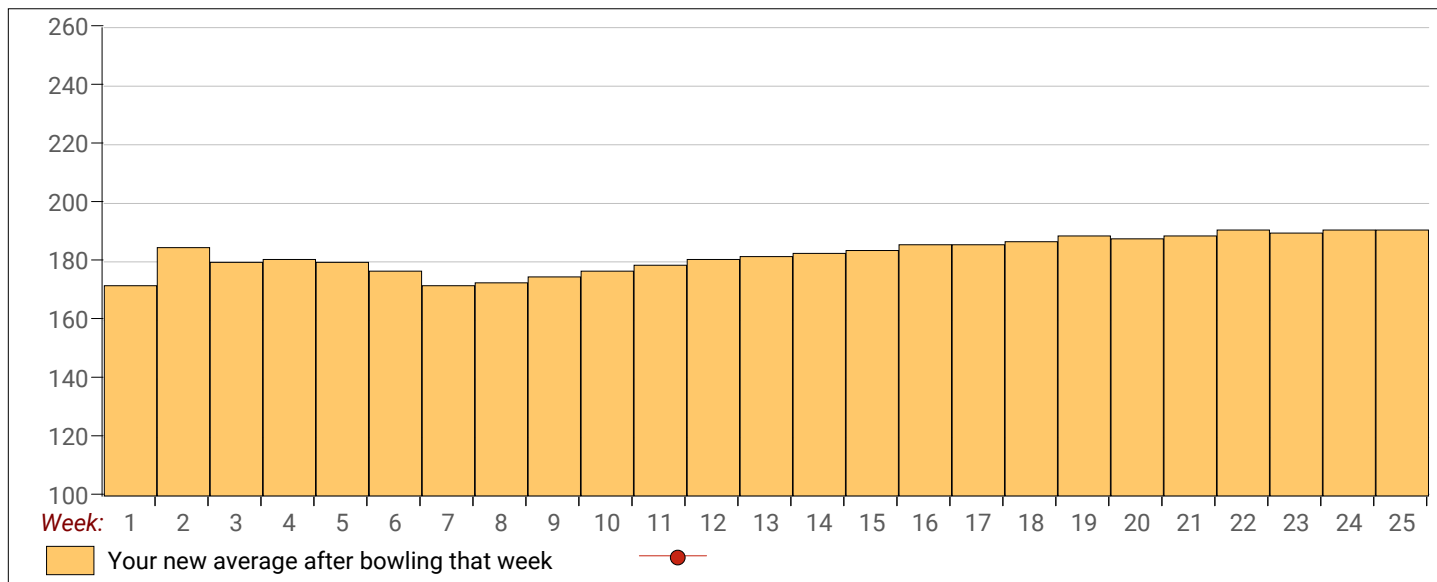
<u><100</u>	<u>100's</u>	<u>125's</u>	<u>150's</u>	<u>175's</u>	<u>200's</u>	<u>225's</u>	<u>250's</u>	<u>275's</u>	<u>300's</u>
	1	2	14	26	28	4			
<u><400</u>	<u>400's</u>	<u>450's</u>	<u>500's</u>	<u>550's</u>	<u>600's</u>	<u>650's</u>	<u>700's</u>	<u>750's</u>	<u>800's</u>
	1	1	6	10	5	2			
<u>Ave of Game 1</u>			<u>Ave of Game 2</u>			<u>Ave of Game 3</u>			
186.88			198.52			187.64			

Note: This report includes information through March 25 which is Week 25 of 25

High game of 246 on week 22 High series of 694 on week 22 High average of 191.14 after bowling week 22
 Low game of 113 on week 7 Low series of 426 on week 7 Low average of 172.33 after bowling week 1

High Scores by Game

Game #1: 245 on week 22 Game #2: 246 on week 22 Game #3: 224 on week 19



Note: This report includes information through March 25 which is Week 25 of 25

Howie Zimmer's Bowling Record - Team 8: Team 8

Week No.	Bowling Date	Old Ave	Old HDCP	HDCP							---Average Change---			High Game	High Sers	HDCP Game	HDCP Sers		
				-1-	-2-	-3-	Total	Total	Pins	Gms	New	Old	+/-						
1	10/08/17	191	8	202	171	202	575	599	575	3	191.67	-	0.00	=	191.67	202	575	210	599
2	10/15/17	191	8	149	181	179	509	533	1084	6	180.67	-	191.67	=	-11.00	202	575	210	599
3	10/22/17	180	18	165	225	172	562	616	1646	9	182.89	-	180.67	=	2.22	225	575	243	616
				225 --- 25 Pins Over Average -- Other Awards															
4	10/29/17	182	16	132	212	176	520	568	2166	12	180.50	-	182.89	=	-2.39	225	575	243	616
				212 --- 25 Pins Over Average -- Other Awards															
5	11/05/17	180	18	178	184	197	559	613	2725	15	181.67	-	180.50	=	1.17	225	575	243	616
6	11/12/17	181	17	159	162	170	491	542	3216	18	178.67	-	181.67	=	-3.00	225	575	243	616
7	11/19/17	178	19	231	151	177	559	616	3775	21	179.76	-	178.67	=	1.10	231	575	250	616
				231 --- 50 Pins Over Average -- Other Awards															
8	11/26/17	179	18	171	197	224	592	646	4367	24	181.96	-	179.76	=	2.20	231	592	250	646
				224 --- 25 Pins Over Average -- Other Awards															
9	12/03/17	181	17	126	144	176	446	497	4813	27	178.26	-	181.96	=	-3.70	231	592	250	646
10	12/10/17	178	19	198	158	180	536	593	5349	30	178.30	-	178.26	=	0.04	231	592	250	646
11	12/17/17	178	19	158	138	196	492	549	5841	33	177.00	-	178.30	=	-1.30	231	592	250	646
12	12/24/17	177	20	194	133	157	484	544	6325	36	175.69	-	177.00	=	-1.31	231	592	250	646
13	12/31/17	175	22	143	182	185	510	576	6835	39	175.26	-	175.69	=	-0.44	231	592	250	646
14	01/07/18	175	22	228	147	197	572	638	7407	42	176.36	-	175.26	=	1.10	231	592	250	646
				228 --- 50 Pins Over Average -- Other Awards															
15	01/14/18	176	21	154	134	135	423	486	7830	45	174.00	-	176.36	=	-2.36	231	592	250	646
16	01/21/18	174	23	165	141	157	463	532	8293	48	172.77	-	174.00	=	-1.23	231	592	250	646
17	01/28/18	172	25	173	165	156	494	569	8787	51	172.29	-	172.77	=	-0.48	231	592	250	646
18	02/04/18	172	25	177	151	201	529	604	9316	54	172.52	-	172.29	=	0.22	231	592	250	646
				201 --- 25 Pins Over Average -- Other Awards															
19	02/11/18	172	25	168	190	157	515	590	9831	57	172.47	-	172.52	=	-0.04	231	592	250	646
20	02/18/18	172	25	169	175	124	468	543	10299	60	171.65	-	172.47	=	-0.82	231	592	250	646
21	02/25/18	171	26	161	130	130	421	499	10720	63	170.16	-	171.65	=	-1.49	231	592	250	646
22	03/04/18	170	27	a160	a160	a160	480	561	10720	63	170.16	-	170.16	=	0.00	231	592	250	646
23	03/11/18	170	27	199	131	177	507	588	11227	66	170.11	-	170.16	=	-0.05	231	592	250	646
				199 --- 25 Pins Over Average -- Other Awards															
24	03/18/18	170	27	168	179	154	501	582	11728	69	169.97	-	170.11	=	-0.14	231	592	250	646
25	03/25/18	169	27	221	136	168	525	606	12253	72	170.18	-	169.97	=	0.21	231	592	250	646
				221 --- 50 Pins Over Average -- Other Awards															

<u><100</u>	<u>100's</u>	<u>125's</u>	<u>150's</u>	<u>175's</u>	<u>200's</u>	<u>225's</u>	<u>250's</u>	<u>275's</u>	<u>300's</u>
	1	15	25	22	6	3			
<u><400</u>	<u>400's</u>	<u>450's</u>	<u>500's</u>	<u>550's</u>	<u>600's</u>	<u>650's</u>	<u>700's</u>	<u>750's</u>	<u>800's</u>
	3	6	9	6					

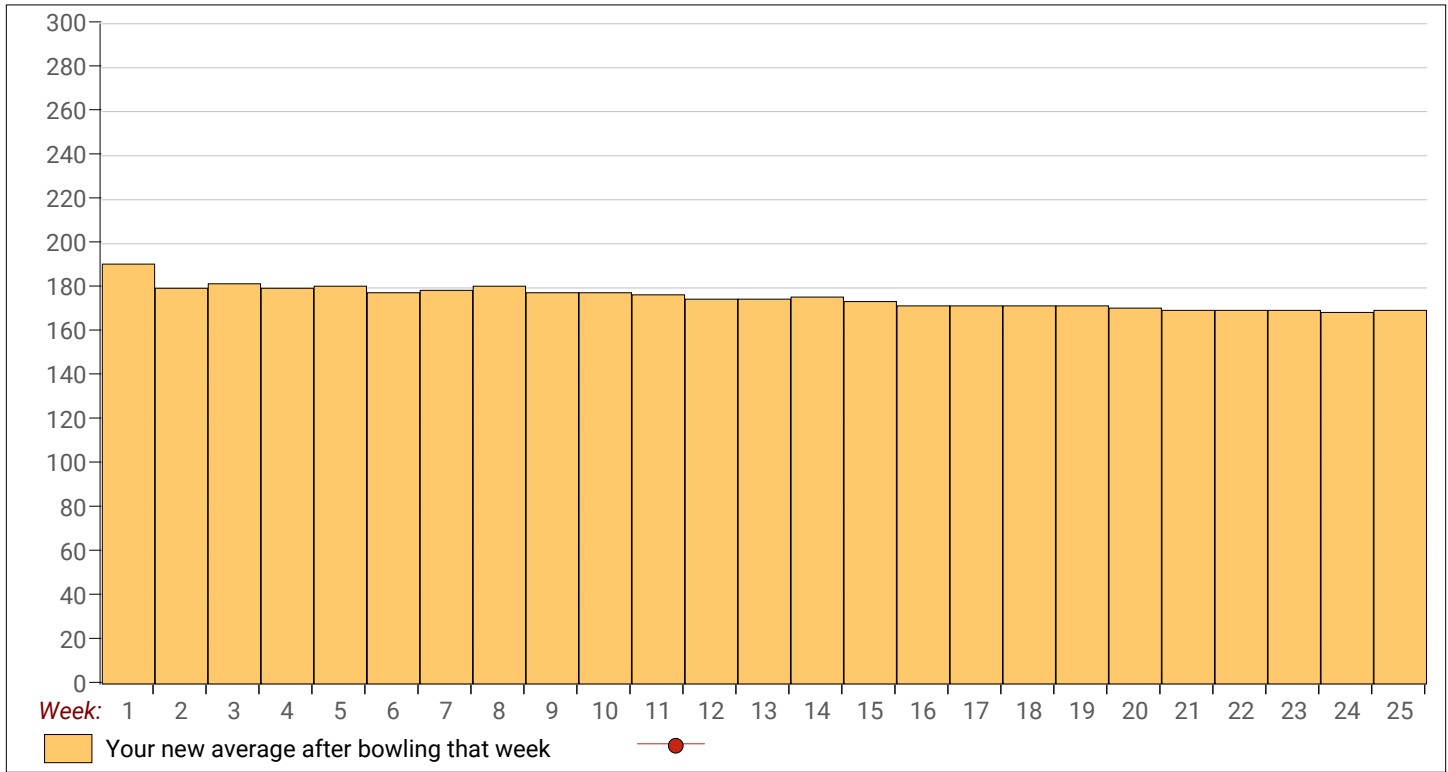
<u>Ave of Game 1</u>	<u>Ave of Game 2</u>	<u>Ave of Game 3</u>
174.54	163.21	172.79

High game of 231 on week 7 High series of 592 on week 8 High average of 191.67 after bowling week 1
 Low game of 124 on week 20 Low series of 421 on week 21 Low average of 169.97 after bowling week 24

High Scores by Game

Game #1: 231 on week 7 Game #2: 225 on week 3 Game #3: 224 on week 8

Note: This report includes information through March 25 which is Week 25 of 25



Note: This report includes information through March 25 which is Week 25 of 25

Jen Thielen's Bowling Record - Team 9: Dolls w/ Balls

Week No.	Bowling Date	Old Ave	Old HDCP	HDCP							---Average Change---			High Game	High Sers	HDCP Game	HDCP Sers	
				-1-	-2-	-3-	Total	Total	Pins	Gms	New	Old	---> +/-					
1	10/08/17	159	36	160	162	156	478	586	478	3	159.33	-	0.00	= 159.33	162	478	198	586
2	10/15/17	159	36	199	143	147	489	597	967	6	161.17	-	159.33	= 1.83	199	489	235	597
				199 --- 25 Pins Over Average -- Other Awards														
3	10/22/17	161	35	135	150	155	440	545	1407	9	156.33	-	161.17	= -4.83	199	489	235	597
4	10/29/17	156	39	231	184	43	458	575	1865	12	155.42	-	156.33	= -0.92	231	489	270	597
				231 --- 75 Pins Over Average -- Other Awards														
				184 --- 25 Pins Over Average -- Other Awards														
5	11/05/17	155	40	127	171	190	488	608	2353	15	156.87	-	155.42	= 1.45	231	489	270	608
				190 --- 25 Pins Over Average -- Other Awards														
6	11/12/17	156	39	143	168	179	490	607	2843	18	157.94	-	156.87	= 1.08	231	490	270	608
7	11/19/17	157	38	106	117	169	392	506	3235	21	154.05	-	157.94	= -3.90	231	490	270	608
8	11/26/17	154	41	182	172	207	561	684	3796	24	158.17	-	154.05	= 4.12	231	561	270	684
				182 --- 25 Pins Over Average -- Other Awards														
				207 --- 50 Pins Over Average -- Other Awards														
9	12/03/17	158	37	157	148	151	456	567	4252	27	157.48	-	158.17	= -0.69	231	561	270	684
10	12/10/17	157	38	127	137	141	405	519	4657	30	155.23	-	157.48	= -2.25	231	561	270	684
11	12/17/17	155	40	115	118	166	399	519	5056	33	153.21	-	155.23	= -2.02	231	561	270	684
12	12/24/17	153	42	225	123	148	496	622	5552	36	154.22	-	153.21	= 1.01	231	561	270	684
				225 --- 50 Pins Over Average -- Other Awards														
13	12/31/17	154	41	169	147	187	503	626	6055	39	155.26	-	154.22	= 1.03	231	561	270	684
				187 --- 25 Pins Over Average -- Other Awards														
14	01/07/18	155	40	132	140	168	440	560	6495	42	154.64	-	155.26	= -0.61	231	561	270	684
15	01/14/18	154	41	122	151	144	417	540	6912	45	153.60	-	154.64	= -1.04	231	561	270	684
16	01/21/18	153	42	123	155	146	424	550	7336	48	152.83	-	153.60	= -0.77	231	561	270	684
17	01/28/18	152	43	188	117	129	434	563	7770	51	152.35	-	152.83	= -0.48	231	561	270	684
				188 --- 25 Pins Over Average -- Other Awards														
18	02/04/18	152	43	140	137	160	437	566	8207	54	151.98	-	152.35	= -0.37	231	561	270	684
19	02/11/18	151	44	225	168	179	572	704	8779	57	154.02	-	151.98	= 2.04	231	572	270	704
				225 --- 50 Pins Over Average -- Other Awards														
				179 --- 25 Pins Over Average -- Other Awards														
20	02/18/18	154	41	132	167	157	456	579	9235	60	153.92	-	154.02	= -0.10	231	572	270	704
21	02/25/18	153	42	196	176	198	570	696	9805	63	155.63	-	153.92	= 1.72	231	572	270	704
				196 --- 25 Pins Over Average -- Other Awards														
				198 --- 25 Pins Over Average -- Other Awards														
22	03/04/18	155	40	132	154	150	436	556	10241	66	155.17	-	155.63	= -0.47	231	572	270	704
23	03/11/18	155	40	166	131	169	466	586	10707	69	155.17	-	155.17	= 0.01	231	572	270	704
24	03/18/18	155	40	117	141	154	412	532	11119	72	154.43	-	155.17	= -0.74	231	572	270	704
25	03/25/18	154	41	155	112	186	453	576	11572	75	154.29	-	154.43	= -0.14	231	572	270	704
				186 --- 25 Pins Over Average -- Other Awards														

<u><100</u>	<u>100's</u>	<u>125's</u>	<u>150's</u>	<u>175's</u>	<u>200's</u>	<u>225's</u>	<u>250's</u>	<u>275's</u>	<u>300's</u>
1	10	22	26	12	1	3			
<u><400</u>	<u>400's</u>	<u>450's</u>	<u>500's</u>	<u>550's</u>	<u>600's</u>	<u>650's</u>	<u>700's</u>	<u>750's</u>	<u>800's</u>
2	9	10	1	3					

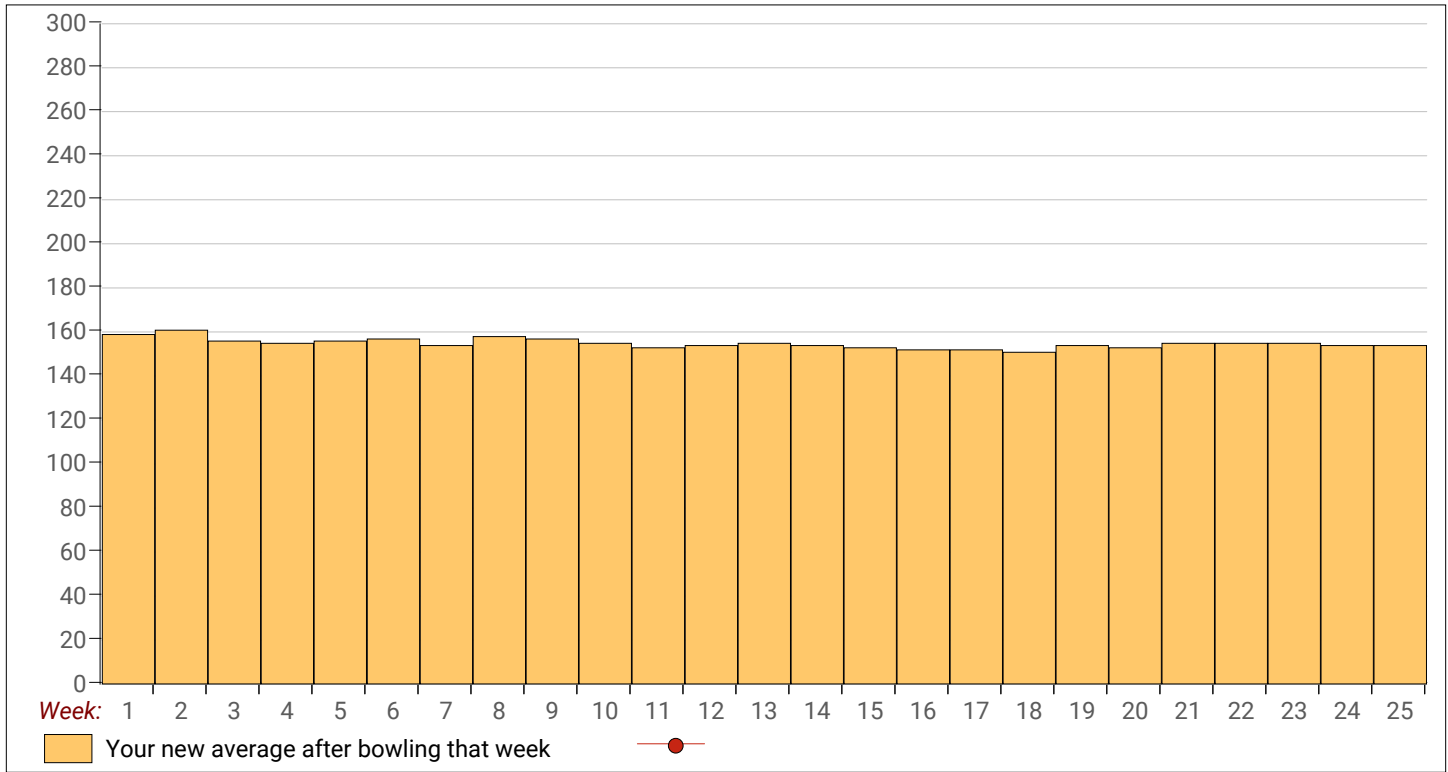
<u>Ave of Game 1</u>	<u>Ave of Game 2</u>	<u>Ave of Game 3</u>
156.16	147.56	159.16

High game of 231 on week 4 High series of 572 on week 19 High average of 161.17 after bowling week 2
 Low game of 43 on week 4 Low series of 392 on week 7 Low average of 151.98 after bowling week 18

High Scores by Game

Game #1: 231 on week 4 Game #2: 184 on week 4 Game #3: 207 on week 8

Note: This report includes information through March 25 which is Week 25 of 25



Note: This report includes information through March 25 which is Week 25 of 25

Tim Cooper's Bowling Record - Team 9: Dolls w/ Balls

Week No.	Bowling Date	Old Ave	Old HDCP	HDCP			Total	HDCP Total	Pins	Gms	---Average Change---			High Game	High Sers	HDCP Game	HDCP Sers		
				-1-	-2-	-3-					New	Old	---> +/-						
1	10/08/17	209	0	177	253	197	627	627	627	3	209.00	-	0.00	=	209.00	253	627	253	627
2	10/15/17	209	0	168	200	147	515	515	1142	6	190.33	-	209.00	=	-18.67	253	627	253	627
3	10/22/17	190	9	168	164	150	482	509	1624	9	180.44	-	190.33	=	-9.89	253	627	253	627
4	10/29/17	180	18	158	161	170	489	543	2113	12	176.08	-	180.44	=	-4.36	253	627	253	627
5	11/05/17	176	21	167	224	177	568	631	2681	15	178.73	-	176.08	=	2.65	253	627	253	631
				224 --- 25 Pins Over Average -- Other Awards															
6	11/12/17	178	19	187	173	164	524	581	3205	18	178.06	-	178.73	=	-0.68	253	627	253	631
7	11/19/17	178	19	133	169	155	457	514	3662	21	174.38	-	178.06	=	-3.67	253	627	253	631
8	11/26/17	174	23	162	234	159	555	624	4217	24	175.71	-	174.38	=	1.33	253	627	257	631
				234 --- 50 Pins Over Average -- Other Awards															
9	12/03/17	175	22	173	161	137	471	537	4688	27	173.63	-	175.71	=	-2.08	253	627	257	631
10	12/10/17	173	24	122	146	163	431	503	5119	30	170.63	-	173.63	=	-3.00	253	627	257	631
11	12/17/17	170	27	167	139	210	516	597	5635	33	170.76	-	170.63	=	0.12	253	627	257	631
				210 --- 25 Pins Over Average -- Other Awards															
12	12/24/17	170	27	190	165	169	524	605	6159	36	171.08	-	170.76	=	0.33	253	627	257	631
13	12/31/17	171	26	213	180	154	547	625	6706	39	171.95	-	171.08	=	0.87	253	627	257	631
				213 --- 25 Pins Over Average -- Other Awards															
14	01/07/18	171	26	125	146	189	460	538	7166	42	170.62	-	171.95	=	-1.33	253	627	257	631
15	01/14/18	170	27	160	160	157	477	558	7643	45	169.84	-	170.62	=	-0.77	253	627	257	631
16	01/21/18	169	27	156	212	188	556	637	8199	48	170.81	-	169.84	=	0.97	253	627	257	637
				212 --- 25 Pins Over Average -- Other Awards															
17	01/28/18	170	27	157	176	143	476	557	8675	51	170.10	-	170.81	=	-0.71	253	627	257	637
18	02/04/18	170	27	210	179	167	556	637	9231	54	170.94	-	170.10	=	0.85	253	627	257	637
				210 --- 25 Pins Over Average -- Other Awards															
19	02/11/18	170	27	198	132	143	473	554	9704	57	170.25	-	170.94	=	-0.70	253	627	257	637
				198 --- 25 Pins Over Average -- Other Awards															
20	02/18/18	170	27	198	139	230	567	648	10271	60	171.18	-	170.25	=	0.94	253	627	257	648
				198 --- 25 Pins Over Average -- Other Awards															
				230 --- 50 Pins Over Average -- Other Awards															
21	02/25/18	171	26	207	137	177	521	599	10792	63	171.30	-	171.18	=	0.12	253	627	257	648
				207 --- 25 Pins Over Average -- Other Awards															
22	03/04/18	171	26	187	168	123	478	556	11270	66	170.76	-	171.30	=	-0.54	253	627	257	648
23	03/11/18	170	27	169	191	166	526	607	11796	69	170.96	-	170.76	=	0.20	253	627	257	648
24	03/18/18	170	27	175	213	185	573	654	12369	72	171.79	-	170.96	=	0.84	253	627	257	654
				213 --- 25 Pins Over Average -- Other Awards															
25	03/25/18	171	26	153	180	191	524	602	12893	75	171.91	-	171.79	=	0.11	253	627	257	654

<u><100</u>	<u>100's</u>	<u>125's</u>	<u>150's</u>	<u>175's</u>	<u>200's</u>	<u>225's</u>	<u>250's</u>	<u>275's</u>	<u>300's</u>
	2	12	31	19	8	2	1		
<u><400</u>	<u>400's</u>	<u>450's</u>	<u>500's</u>	<u>550's</u>	<u>600's</u>	<u>650's</u>	<u>700's</u>	<u>750's</u>	<u>800's</u>
	1	9	8	6	1				

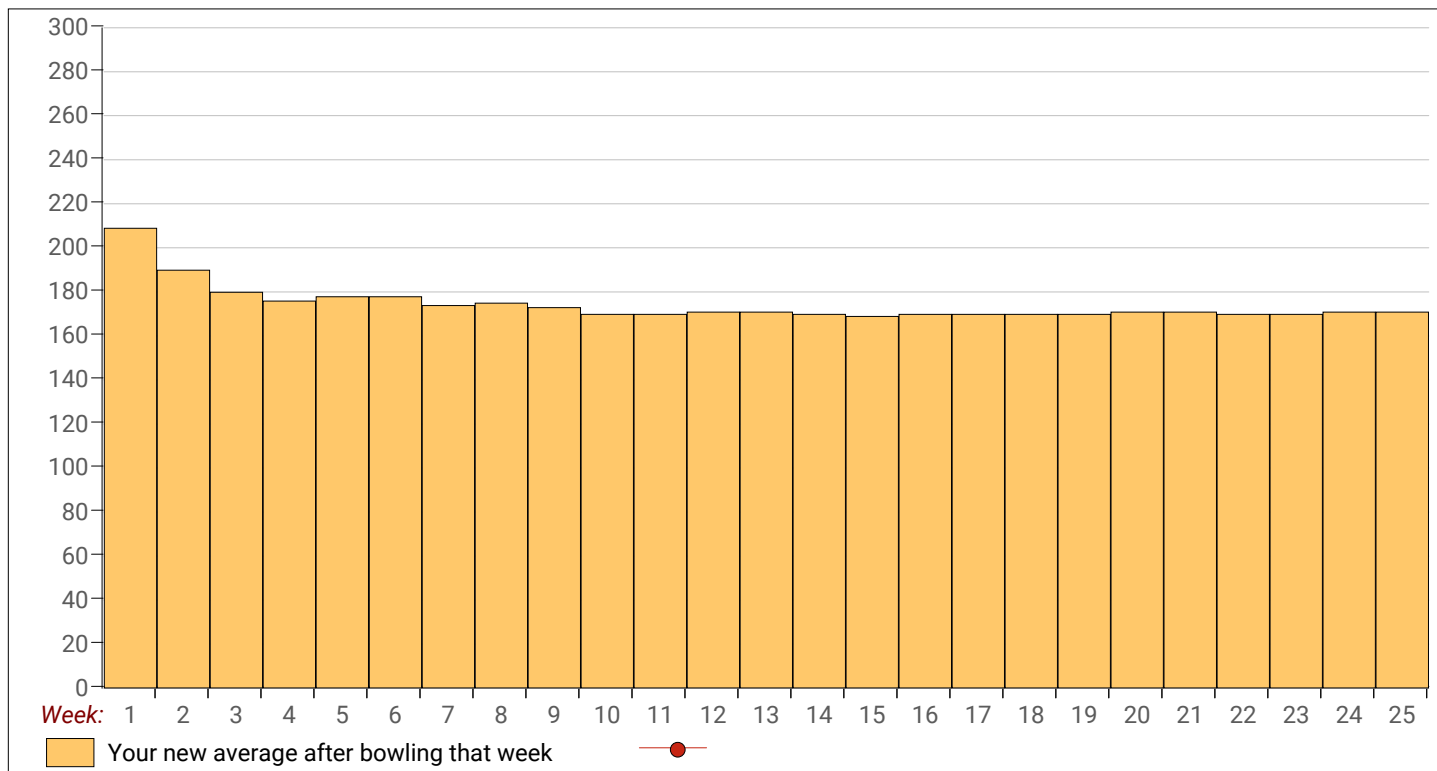
<u>Ave of Game 1</u>	<u>Ave of Game 2</u>	<u>Ave of Game 3</u>
171.20	176.08	168.44

High game of 253 on week 1 High series of 627 on week 1 High average of 209.00 after bowling week 1
 Low game of 122 on week 10 Low series of 431 on week 10 Low average of 169.84 after bowling week 15

High Scores by Game

Game #1: 213 on week 13 Game #2: 253 on week 1 Game #3: 230 on week 20

Note: This report includes information through March 25 which is Week 25 of 25



Note: This report includes information through March 25 which is Week 25 of 25

Bev Knutson's Bowling Record - Team 10: Twisted Sisters

Week No.	Bowling Date	Old Ave	Old HDCP	HDCP				---Average Change---			High Game	High Sers	HDCP Game	HDCP Sers			
				-1-	-2-	-3-	Total	Total	Pins	Gms					New - Old	---> +/-	
1	10/08/17	160	36	139	179	164	482	590	482	3	160.67	- 0.00	= 160.67	179	482	215	590
2	10/15/17	160	36	134	160	170	464	572	946	6	157.67	- 160.67	= -3.00	179	482	215	590
3	10/22/17	157	38	167	189	158	514	628	1460	9	162.22	- 157.67	= 4.56	189	514	227	628
				189 --- 25 Pins Over Average -- Other Awards													
4	10/29/17	162	34	164	163	191	518	620	1978	12	164.83	- 162.22	= 2.61	191	518	227	628
				191 --- 25 Pins Over Average -- Other Awards													
5	11/05/17	164	32	205	180	201	586	682	2564	15	170.93	- 164.83	= 6.10	205	586	237	682
				205 --- 25 Pins Over Average -- Other Awards													
				201 --- 25 Pins Over Average -- Other Awards													
6	11/12/17	170	27	192	164	159	515	596	3079	18	171.06	- 170.93	= 0.12	205	586	237	682
7	11/19/17	171	26	181	163	191	535	613	3614	21	172.10	- 171.06	= 1.04	205	586	237	682
8	11/26/17	172	25	159	168	134	461	536	4075	24	169.79	- 172.10	= -2.30	205	586	237	682
9	12/03/17	169	27	134	172	153	459	540	4534	27	167.93	- 169.79	= -1.87	205	586	237	682
10	12/10/17	167	29	170	175	173	518	605	5052	30	168.40	- 167.93	= 0.47	205	586	237	682
11	12/17/17	168	28	189	188	191	568	652	5620	33	170.30	- 168.40	= 1.90	205	586	237	682
12	12/24/17	170	27	180	189	154	523	604	6143	36	170.64	- 170.30	= 0.34	205	586	237	682
13	12/31/17	170	27	159	151	164	474	555	6617	39	169.67	- 170.64	= -0.97	205	586	237	682
14	01/07/18	169	27	189	157	177	523	604	7140	42	170.00	- 169.67	= 0.33	205	586	237	682
15	01/14/18	170	27	184	168	171	523	604	7663	45	170.29	- 170.00	= 0.29	205	586	237	682
16	01/21/18	170	27	176	201	160	537	618	8200	48	170.83	- 170.29	= 0.54	205	586	237	682
				201 --- 25 Pins Over Average -- Other Awards													
17	01/28/18	170	27	192	168	189	549	630	8749	51	171.55	- 170.83	= 0.72	205	586	237	682
18	02/04/18	171	26	171	168	177	516	594	9265	54	171.57	- 171.55	= 0.03	205	586	237	682
19	02/11/18	171	26	152	169	174	495	573	9760	57	171.23	- 171.57	= -0.35	205	586	237	682
20	02/18/18	171	26	167	175	209	551	629	10311	60	171.85	- 171.23	= 0.62	209	586	237	682
				209 --- 25 Pins Over Average -- Other Awards													
21	02/25/18	171	26	171	189	180	540	618	10851	63	172.24	- 171.85	= 0.39	209	586	237	682
22	03/04/18	172	25	159	194	170	523	598	11374	66	172.33	- 172.24	= 0.10	209	586	237	682
23	03/11/18	172	25	166	169	117	452	527	11826	69	171.39	- 172.33	= -0.94	209	586	237	682
24	03/18/18	171	26	150	163	132	445	523	12271	72	170.43	- 171.39	= -0.96	209	586	237	682
25	03/25/18	170	27	160	223	200	583	664	12854	75	171.39	- 170.43	= 0.96	223	586	250	682
				223 --- 50 Pins Over Average -- Other Awards													
				200 --- 25 Pins Over Average -- Other Awards													

<u><100</u>	<u>100's</u>	<u>125's</u>	<u>150's</u>	<u>175's</u>	<u>200's</u>	<u>225's</u>	<u>250's</u>	<u>275's</u>	<u>300's</u>
	1	5	39	24	6				
<u><400</u>	<u>400's</u>	<u>450's</u>	<u>500's</u>	<u>550's</u>	<u>600's</u>	<u>650's</u>	<u>700's</u>	<u>750's</u>	<u>800's</u>
	1	7	13	4					

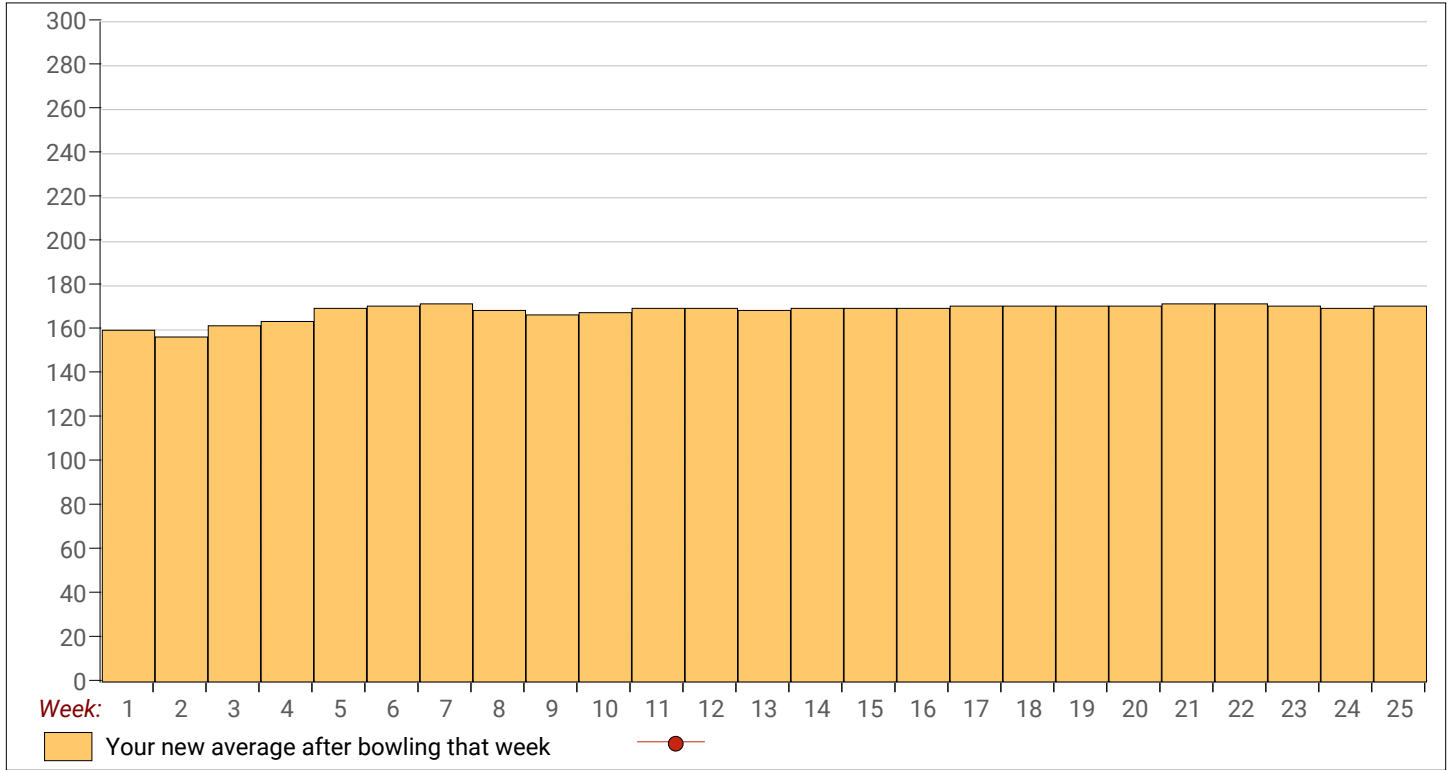
<u>Ave of Game 1</u>	<u>Ave of Game 2</u>	<u>Ave of Game 3</u>
168.40	175.40	170.36

High game of 223 on week 25 High series of 586 on week 5 High average of 172.33 after bowling week 22
 Low game of 117 on week 23 Low series of 445 on week 24 Low average of 157.67 after bowling week 2

High Scores by Game

Game #1: 205 on week 5 Game #2: 223 on week 25 Game #3: 209 on week 20

Note: This report includes information through March 25 which is Week 25 of 25



Note: This report includes information through March 25 which is Week 25 of 25

Abby Lindberg's Bowling Record - Team 10: Twisted Sisters

Week No.	Bowling Date	Old Ave	Old HDCP	HDCP				---Average Change---			High Game	High Sers	HDCP Game	HDCP Sers			
				-1-	-2-	-3-	Total	Total	Pins	Gms					New - Old	---> +/-	
1	10/08/17	162	34	167	178	142	487	589	487	3	162.33	- 0.00	= 162.33	178	487	212	589
2	10/15/17	162	34	178	156	186	520	622	1007	6	167.83	- 162.33	= 5.50	186	520	220	622
3	10/22/17	167	29	131	144	190	465	552	1472	9	163.56	- 167.83	= -4.28	190	520	220	622
4	10/29/17	163	33	168	131	209	508	607	1980	12	165.00	- 163.56	= 1.44	209	520	242	622
209 --- 25 Pins Over Average -- Other Awards																	
5	11/05/17	165	31	156	147	176	479	572	2459	15	163.93	- 165.00	= -1.07	209	520	242	622
6	11/12/17	163	33	177	172	196	545	644	3004	18	166.89	- 163.93	= 2.96	209	545	242	644
196 --- 25 Pins Over Average -- Other Awards																	
7	11/19/17	166	30	170	167	191	528	618	3532	21	168.19	- 166.89	= 1.30	209	545	242	644
191 --- 25 Pins Over Average -- Other Awards																	
8	11/26/17	168	28	157	182	202	541	625	4073	24	169.71	- 168.19	= 1.52	209	545	242	644
202 --- 25 Pins Over Average -- Other Awards																	
9	12/03/17	169	27	171	181	198	550	631	4623	27	171.22	- 169.71	= 1.51	209	550	242	644
198 --- 25 Pins Over Average -- Other Awards																	
10	12/10/17	171	26	170	186	168	524	602	5147	30	171.57	- 171.22	= 0.34	209	550	242	644
11	12/17/17	171	26	190	170	160	520	598	5667	33	171.73	- 171.57	= 0.16	209	550	242	644
12	12/24/17	171	26	147	168	162	477	555	6144	36	170.67	- 171.73	= -1.06	209	550	242	644
13	12/31/17	170	27	166	178	191	535	616	6679	39	171.26	- 170.67	= 0.59	209	550	242	644
14	01/07/18	171	26	115	154	150	419	497	7098	42	169.00	- 171.26	= -2.26	209	550	242	644
15	01/14/18	169	27	188	161	138	487	568	7585	45	168.56	- 169.00	= -0.44	209	550	242	644
16	01/21/18	168	28	175	172	178	525	609	8110	48	168.96	- 168.56	= 0.40	209	550	242	644
17	01/28/18	168	28	178	175	174	527	611	8637	51	169.35	- 168.96	= 0.39	209	550	242	644
18	02/04/18	169	27	155	161	153	469	550	9106	54	168.63	- 169.35	= -0.72	209	550	242	644
19	02/11/18	168	28	178	170	156	504	588	9610	57	168.60	- 168.63	= -0.03	209	550	242	644
20	02/18/18	168	28	210	153	180	543	627	10153	60	169.22	- 168.60	= 0.62	210	550	242	644
210 --- 25 Pins Over Average -- Other Awards																	
21	02/25/18	169	27	196	191	176	563	644	10716	63	170.10	- 169.22	= 0.88	210	563	242	644
196 --- 25 Pins Over Average -- Other Awards																	
22	03/04/18	170	27	168	160	183	511	592	11227	66	170.11	- 170.10	= 0.01	210	563	242	644
23	03/11/18	170	27	160	155	145	460	541	11687	69	169.38	- 170.11	= -0.73	210	563	242	644
24	03/18/18	169	27	192	191	148	531	612	12218	72	169.69	- 169.38	= 0.32	210	563	242	644
25	03/25/18	169	27	187	167	181	535	616	12753	75	170.04	- 169.69	= 0.35	210	563	242	644

<u><100</u>	<u>100's</u>	<u>125's</u>	<u>150's</u>	<u>175's</u>	<u>200's</u>	<u>225's</u>	<u>250's</u>	<u>275's</u>	<u>300's</u>
	1	9	32	30	3				
<u><400</u>	<u>400's</u>	<u>450's</u>	<u>500's</u>	<u>550's</u>	<u>600's</u>	<u>650's</u>	<u>700's</u>	<u>750's</u>	<u>800's</u>
	1	7	15	2					

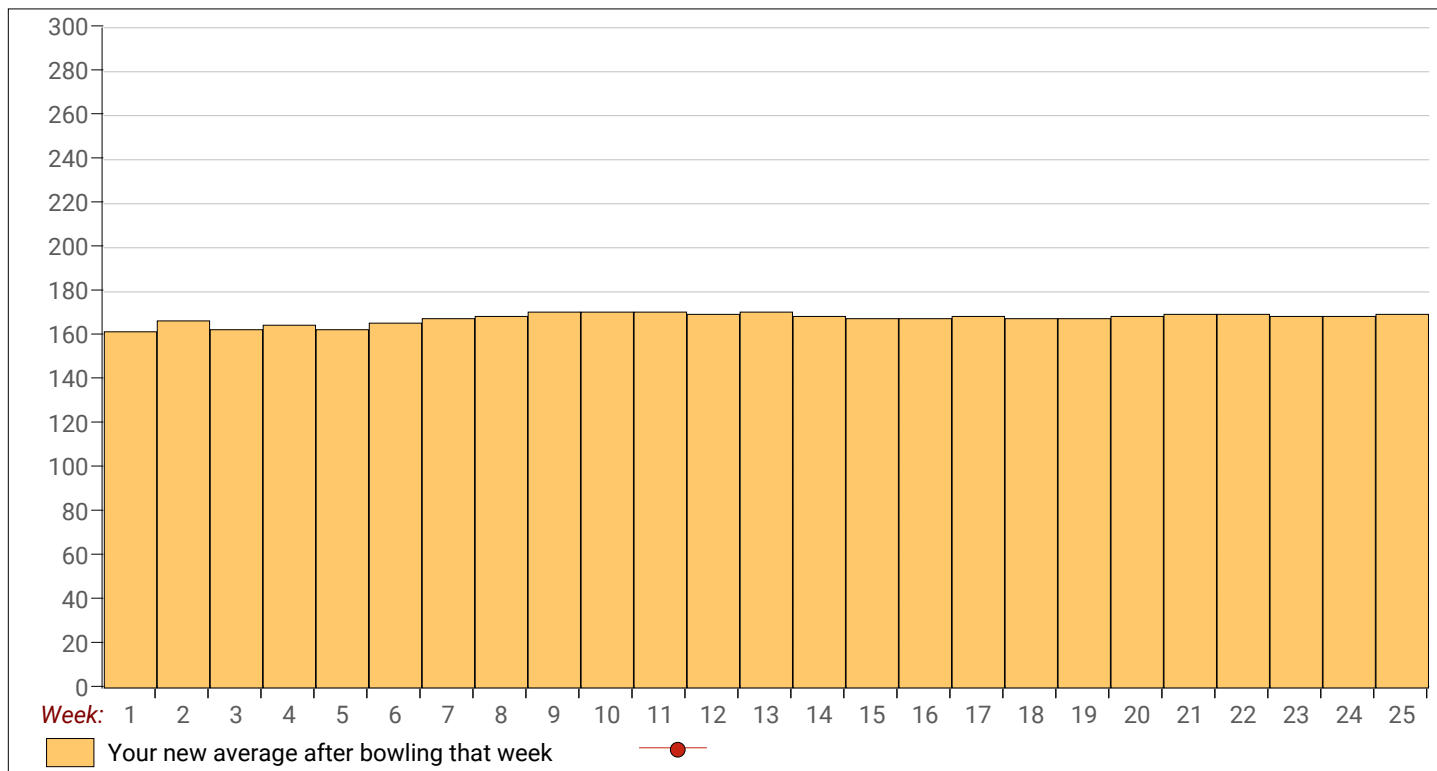
<u>Ave of Game 1</u>	<u>Ave of Game 2</u>	<u>Ave of Game 3</u>
170.00	166.80	173.32

High game of **210** on week **20** High series of **563** on week **21** High average of **171.73** after bowling week **11**
 Low game of **115** on week **14** Low series of **419** on week **14** Low average of **162.33** after bowling week **1**

High Scores by Game

Game #1: **210** on week **20** Game #2: **191** on week **21** Game #3: **209** on week **4**

Note: This report includes information through March 25 which is Week 25 of 25



Note: This report includes information through March 25 which is Week 25 of 25

Brenda Jensen's Bowling Record - Team 11: Bowling Stones

Week No.	Bowling Date	Old Ave	Old HDCP	HDCP							---Average Change---			High Game	High Sers	HDCP Game	HDCP Sers
				-1-	-2-	-3-	Total	Total	Pins	Gms	New	Old	+/-				
1	10/08/17	133	60	124	116	160	400	580	400	3	133.33	- 0.00	= 133.33	160	400	220	580
2	10/15/17	133	60	149	132	129	410	590	810	6	135.00	- 133.33	= 1.67	160	410	220	590
3	10/22/17	135	58	178	131	144	453	627	1263	9	140.33	- 135.00	= 5.33	178	453	236	627
178 --- 25 Pins Over Average -- Other Awards																	
4	10/29/17	140	54	147	130	162	439	601	1702	12	141.83	- 140.33	= 1.50	178	453	236	627
5	11/05/17	141	53	176	140	168	484	643	2186	15	145.73	- 141.83	= 3.90	178	484	236	643
176 --- 25 Pins Over Average -- Other Awards																	
168 --- 25 Pins Over Average -- Other Awards																	
6	11/12/17	145	49	168	140	146	454	601	2640	18	146.67	- 145.73	= 0.93	178	484	236	643
7	11/19/17	146	48	131	190	168	489	633	3129	21	149.00	- 146.67	= 2.33	190	489	238	643
190 --- 25 Pins Over Average -- Other Awards																	
8	11/26/17	149	45	103	168	149	420	555	3549	24	147.88	- 149.00	= -1.13	190	489	238	643
9	12/03/17	147	47	124	131	160	415	556	3964	27	146.81	- 147.88	= -1.06	190	489	238	643
10	12/10/17	146	48	106	156	110	372	516	4336	30	144.53	- 146.81	= -2.28	190	489	238	643
11	12/17/17	144	50	108	130	149	387	537	4723	33	143.12	- 144.53	= -1.41	190	489	238	643
12	12/24/17	143	51	142	137	145	424	577	5147	36	142.97	- 143.12	= -0.15	190	489	238	643
13	12/31/17	142	52	123	165	125	413	569	5560	39	142.56	- 142.97	= -0.41	190	489	238	643
14	01/07/18	142	52	132	141	150	423	579	5983	42	142.45	- 142.56	= -0.11	190	489	238	643
15	01/14/18	142	52	127	129	106	362	518	6345	45	141.00	- 142.45	= -1.45	190	489	238	643
16	01/21/18	141	53	128	178	122	428	587	6773	48	141.10	- 141.00	= 0.10	190	489	238	643
178 --- 25 Pins Over Average -- Other Awards																	
17	01/28/18	141	53	133	128	153	414	573	7187	51	140.92	- 141.10	= -0.18	190	489	238	643
18	02/04/18	140	54	130	140	175	445	607	7632	54	141.33	- 140.92	= 0.41	190	489	238	643
175 --- 25 Pins Over Average -- Other Awards																	
19	02/11/18	141	53	148	142	159	449	608	8081	57	141.77	- 141.33	= 0.44	190	489	238	643
20	02/18/18	141	53	162	110	166	438	597	8519	60	141.98	- 141.77	= 0.21	190	489	238	643
166 --- 25 Pins Over Average -- Other Awards																	
21	02/25/18	141	53	146	124	120	390	549	8909	63	141.41	- 141.98	= -0.57	190	489	238	643
22	03/04/18	141	53	155	135	204	494	653	9403	66	142.47	- 141.41	= 1.06	204	494	257	653
204 --- 50 Pins Over Average -- Other Awards																	
23	03/11/18	142	52	236	170	122	528	684	9931	69	143.93	- 142.47	= 1.46	236	528	288	684
236 --- 75 Pins Over Average -- Other Awards																	
170 --- 25 Pins Over Average -- Other Awards																	
24	03/18/18	143	51	121	102	165	388	541	10319	72	143.32	- 143.93	= -0.61	236	528	288	684
25	03/25/18	143	51	113	118	128	359	512	10678	75	142.37	- 143.32	= -0.95	236	528	288	684

<100 100's 125's 150's 175's 200's 225's 250's 275's 300's

18 33 17 5 1 1

<400 400's 450's 500's 550's 600's 650's 700's 750's 800's

6 13 5 1

Ave of Game 1 Ave of Game 2 Ave of Game 3

140.40 139.32 147.40

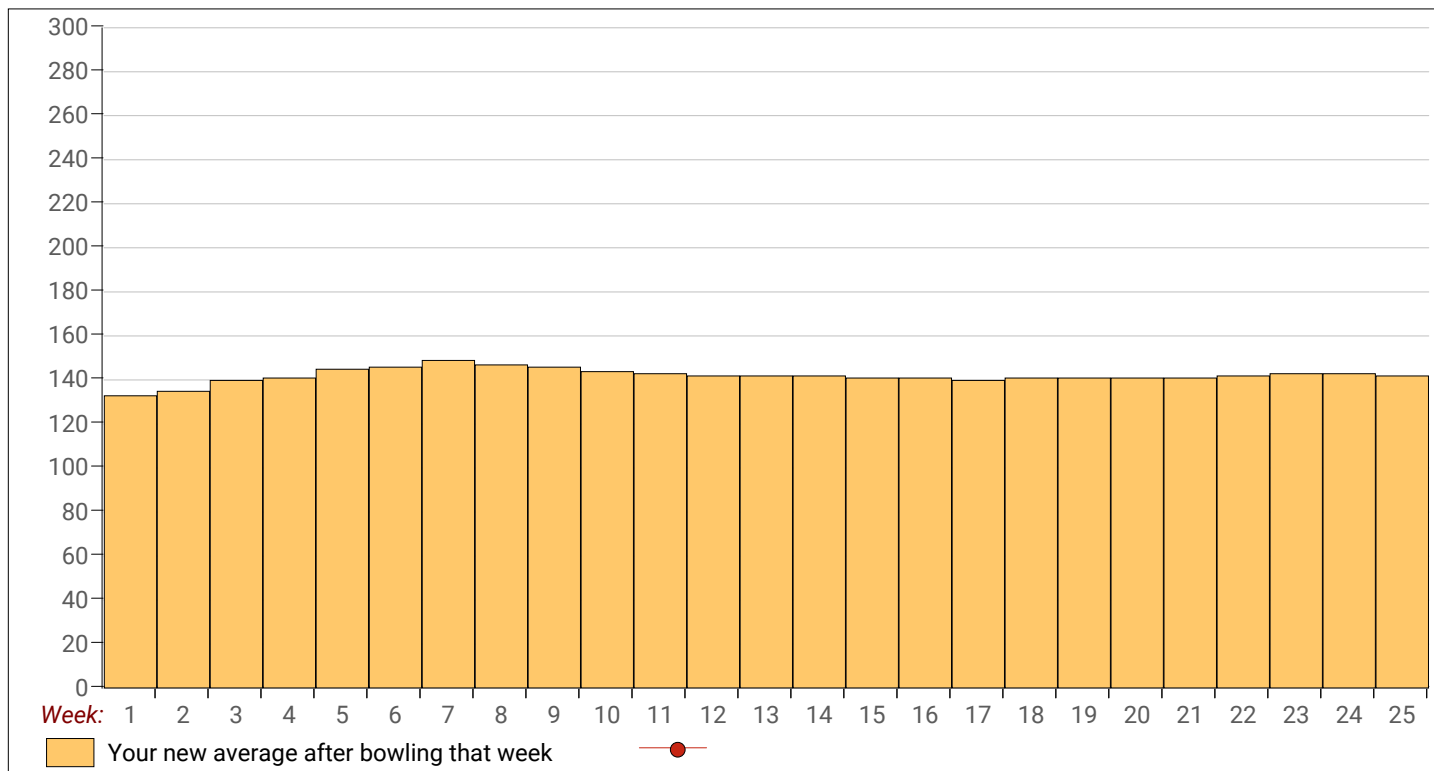
High game of 236 on week 23 High series of 528 on week 23 High average of 149.00 after bowling week 7

Low game of 102 on week 24 Low series of 359 on week 25 Low average of 133.33 after bowling week 1

High Scores by Game

Game #1: 236 on week 23 Game #2: 190 on week 7 Game #3: 204 on week 22

Note: This report includes information through March 25 which is Week 25 of 25



Note: This report includes information through March 25 which is Week 25 of 25

Aaron Peterson's Bowling Record - Team 11: Bowling Stones

Week No.	Bowling Date	Old Ave	Old HDCP	HDCP				---Average Change---				High Game	High Sers	HDCP Game	HDCP Sers		
				-1-	-2-	-3-	Total	Total	Pins	Gms	New					Old	---> +/-
1	10/08/17	186	12	184	231	145	560	596	560	3	186.67	- 0.00	= 186.67	231	560	243	596
2	10/15/17	186	12	188	185	174	547	583	1107	6	184.50	- 186.67	= -2.17	231	560	243	596
3	10/22/17	184	14	144	178	187	509	551	1616	9	179.56	- 184.50	= -4.94	231	560	243	596
4	10/29/17	179	18	140	170	174	484	538	2100	12	175.00	- 179.56	= -4.56	231	560	243	596
5	11/05/17	175	22	178	208	181	567	633	2667	15	177.80	- 175.00	= 2.80	231	567	243	633
				208 --- 25 Pins Over Average -- Other Awards													
6	11/12/17	177	20	206	180	202	588	648	3255	18	180.83	- 177.80	= 3.03	231	588	243	648
				206 --- 25 Pins Over Average -- Other Awards													
				202 --- 25 Pins Over Average -- Other Awards													
7	11/19/17	180	18	191	186	177	554	608	3809	21	181.38	- 180.83	= 0.55	231	588	243	648
8	11/26/17	181	17	160	180	149	489	540	4298	24	179.08	- 181.38	= -2.30	231	588	243	648
9	12/03/17	179	18	156	146	176	478	532	4776	27	176.89	- 179.08	= -2.19	231	588	243	648
10	12/10/17	176	21	176	183	175	534	597	5310	30	177.00	- 176.89	= 0.11	231	588	243	648
11	12/17/17	177	20	162	179	190	531	591	5841	33	177.00	- 177.00	= 0.00	231	588	243	648
12	12/24/17	177	20	151	138	175	464	524	6305	36	175.14	- 177.00	= -1.86	231	588	243	648
13	12/31/17	175	22	143	146	153	442	508	6747	39	173.00	- 175.14	= -2.14	231	588	243	648
14	01/07/18	173	24	203	222	211	636	708	7383	42	175.79	- 173.00	= 2.79	231	636	246	708
				203 --- 25 Pins Over Average -- Other Awards													
				222 --- 25 Pins Over Average -- Other Awards													
				211 --- 25 Pins Over Average -- Other Awards													
15	01/14/18	175	22	136	166	217	519	585	7902	45	175.60	- 175.79	= -0.19	231	636	246	708
				217 --- 25 Pins Over Average -- Other Awards													
16	01/21/18	175	22	162	187	141	490	556	8392	48	174.83	- 175.60	= -0.77	231	636	246	708
17	01/28/18	174	23	178	222	164	564	633	8956	51	175.61	- 174.83	= 0.77	231	636	246	708
				222 --- 25 Pins Over Average -- Other Awards													
18	02/04/18	175	22	151	147	164	462	528	9418	54	174.41	- 175.61	= -1.20	231	636	246	708
19	02/11/18	174	23	199	178	149	526	595	9944	57	174.46	- 174.41	= 0.05	231	636	246	708
				199 --- 25 Pins Over Average -- Other Awards													
20	02/18/18	174	23	184	157	179	520	589	10464	60	174.40	- 174.46	= -0.06	231	636	246	708
21	02/25/18	174	23	170	221	210	601	670	11065	63	175.63	- 174.40	= 1.23	231	636	246	708
				221 --- 25 Pins Over Average -- Other Awards													
				210 --- 25 Pins Over Average -- Other Awards													
22	03/04/18	175	22	206	157	181	544	610	11609	66	175.89	- 175.63	= 0.26	231	636	246	708
				206 --- 25 Pins Over Average -- Other Awards													
23	03/11/18	175	22	206	170	158	534	600	12143	69	175.99	- 175.89	= 0.09	231	636	246	708
				206 --- 25 Pins Over Average -- Other Awards													
24	03/18/18	175	22	140	165	186	491	557	12634	72	175.47	- 175.99	= -0.51	231	636	246	708
25	03/25/18	175	22	195	204	153	552	618	13186	75	175.81	- 175.47	= 0.34	231	636	246	708
				204 --- 25 Pins Over Average -- Other Awards													

<100 100's 125's 150's 175's 200's 225's 250's 275's 300's

13 20 28 13 1

<400 400's 450's 500's 550's 600's 650's 700's 750's 800's

1 7 9 6 2

Ave of Game 1 Ave of Game 2 Ave of Game 3

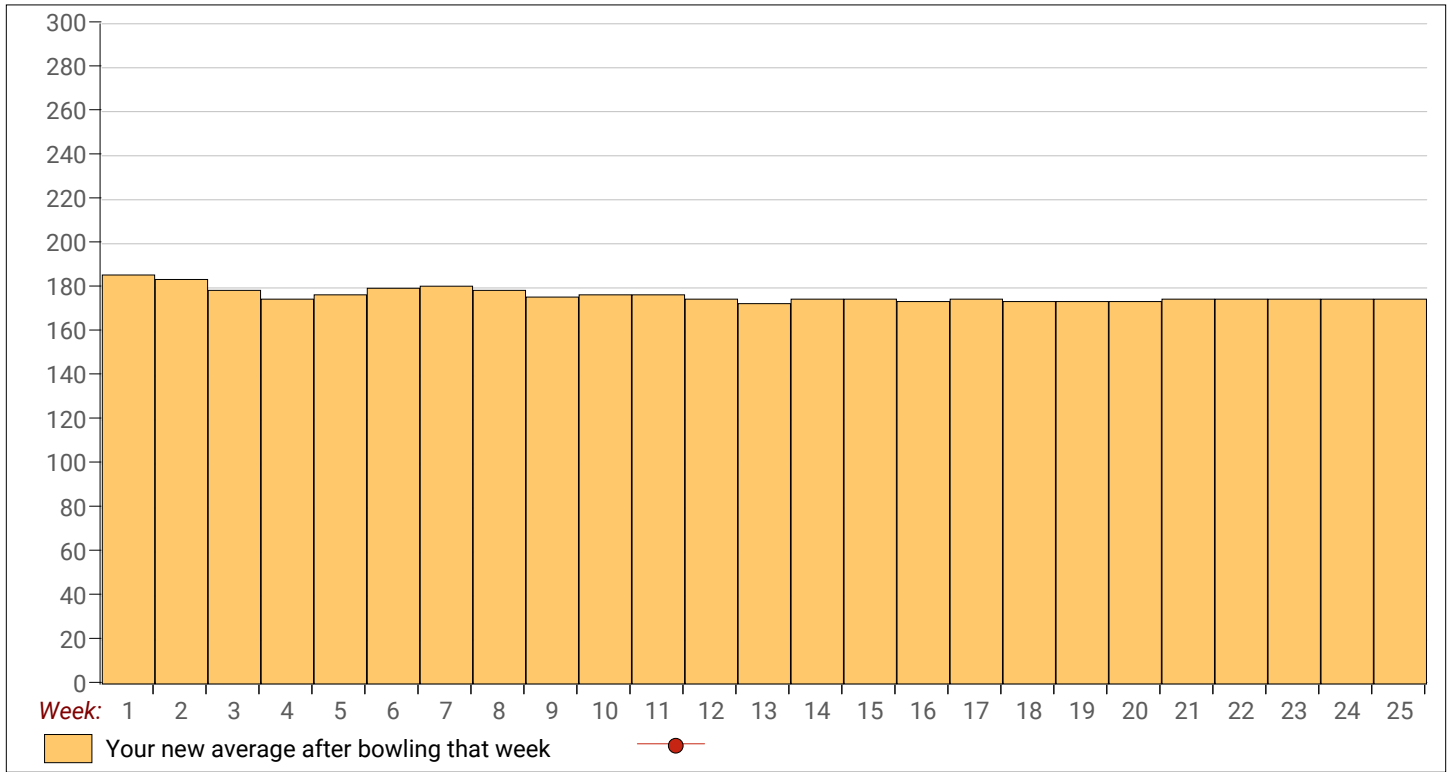
172.36 180.24 174.84

High game of 231 on week 1 High series of 636 on week 14 High average of 186.67 after bowling week 1
 Low game of 136 on week 15 Low series of 442 on week 13 Low average of 173.00 after bowling week 13

High Scores by Game

Game #1: 206 on week 6 Game #2: 231 on week 1 Game #3: 217 on week 15

Note: This report includes information through March 25 which is Week 25 of 25



Note: This report includes information through March 25 which is Week 25 of 25

Sue Stender's Bowling Record - Team 12: Peaches & Tentoniner

Week No.	Bowling Date	Old Ave	Old HDCP	HDCP				HDCP		---Average Change---			High Game	High Sers	HDCP Game	HDCP Sers			
				-1-	-2-	-3-	Total	Total	Pins	Gms	New	Old					+/-		
1	10/08/17	171	26	178	159	178	515	593	515	3	171.67	-	0.00	=	171.67	178	515	204	593
2	10/15/17	171	26	153	130	173	456	534	971	6	161.83	-	171.67	=	-9.83	178	515	204	593
3	10/22/17	161	35	160	180	157	497	602	1468	9	163.11	-	161.83	=	1.28	180	515	215	602
4	10/29/17	163	33	145	167	138	450	549	1918	12	159.83	-	163.11	=	-3.28	180	515	215	602
5	11/05/17	159	36	160	191	139	490	598	2408	15	160.53	-	159.83	=	0.70	191	515	227	602
				191 --- 25 Pins Over Average -- Other Awards															
6	11/12/17	160	36	131	130	138	399	507	2807	18	155.94	-	160.53	=	-4.59	191	515	227	602
7	11/19/17	155	40	165	187	165	517	637	3324	21	158.29	-	155.94	=	2.34	191	517	227	637
				187 --- 25 Pins Over Average -- Other Awards															
8	11/26/17	158	37	197	189	152	538	649	3862	24	160.92	-	158.29	=	2.63	197	538	234	649
				197 --- 25 Pins Over Average -- Other Awards															
				189 --- 25 Pins Over Average -- Other Awards															
9	12/03/17	160	36	135	176	179	490	598	4352	27	161.19	-	160.92	=	0.27	197	538	234	649
10	12/10/17	161	35	156	176	143	475	580	4827	30	160.90	-	161.19	=	-0.29	197	538	234	649
11	12/17/17	160	36	148	139	163	450	558	5277	33	159.91	-	160.90	=	-0.99	197	538	234	649
12	12/24/17	159	36	165	203	188	556	664	5833	36	162.03	-	159.91	=	2.12	203	556	239	664
				203 --- 25 Pins Over Average -- Other Awards															
				188 --- 25 Pins Over Average -- Other Awards															
13	12/31/17	162	34	123	129	161	413	515	6246	39	160.15	-	162.03	=	-1.87	203	556	239	664
14	01/07/18	160	36	181	178	161	520	628	6766	42	161.10	-	160.15	=	0.94	203	556	239	664
15	01/14/18	161	35	131	139	160	430	535	7196	45	159.91	-	161.10	=	-1.18	203	556	239	664
16	01/21/18	159	36	151	129	175	455	563	7651	48	159.40	-	159.91	=	-0.52	203	556	239	664
17	01/28/18	159	36	122	136	138	396	504	8047	51	157.78	-	159.40	=	-1.61	203	556	239	664
18	02/04/18	157	38	140	163	171	474	588	8521	54	157.80	-	157.78	=	0.01	203	556	239	664
19	02/11/18	157	38	151	197	178	526	640	9047	57	158.72	-	157.80	=	0.92	203	556	239	664
				197 --- 25 Pins Over Average -- Other Awards															
20	02/18/18	158	37	150	166	180	496	607	9543	60	159.05	-	158.72	=	0.33	203	556	239	664
21	02/25/18	159	36	139	147	148	434	542	9977	63	158.37	-	159.05	=	-0.68	203	556	239	664
22	03/04/18	158	37	156	169	166	491	602	10468	66	158.61	-	158.37	=	0.24	203	556	239	664
23	03/11/18	158	37	121	134	155	410	521	10878	69	157.65	-	158.61	=	-0.95	203	556	239	664
24	03/18/18	157	38	126	142	161	429	543	11307	72	157.04	-	157.65	=	-0.61	203	556	239	664
25	03/25/18	157	38	175	141	224	540	654	11847	75	157.96	-	157.04	=	0.92	224	556	262	664
				224 --- 50 Pins Over Average -- Other Awards															

<u><100</u>	<u>100's</u>	<u>125's</u>	<u>150's</u>	<u>175's</u>	<u>200's</u>	<u>225's</u>	<u>250's</u>	<u>275's</u>	<u>300's</u>
	3	25	27	18	2				
<u><400</u>	<u>400's</u>	<u>450's</u>	<u>500's</u>	<u>550's</u>	<u>600's</u>	<u>650's</u>	<u>700's</u>	<u>750's</u>	<u>800's</u>
2	5	11	6	1					

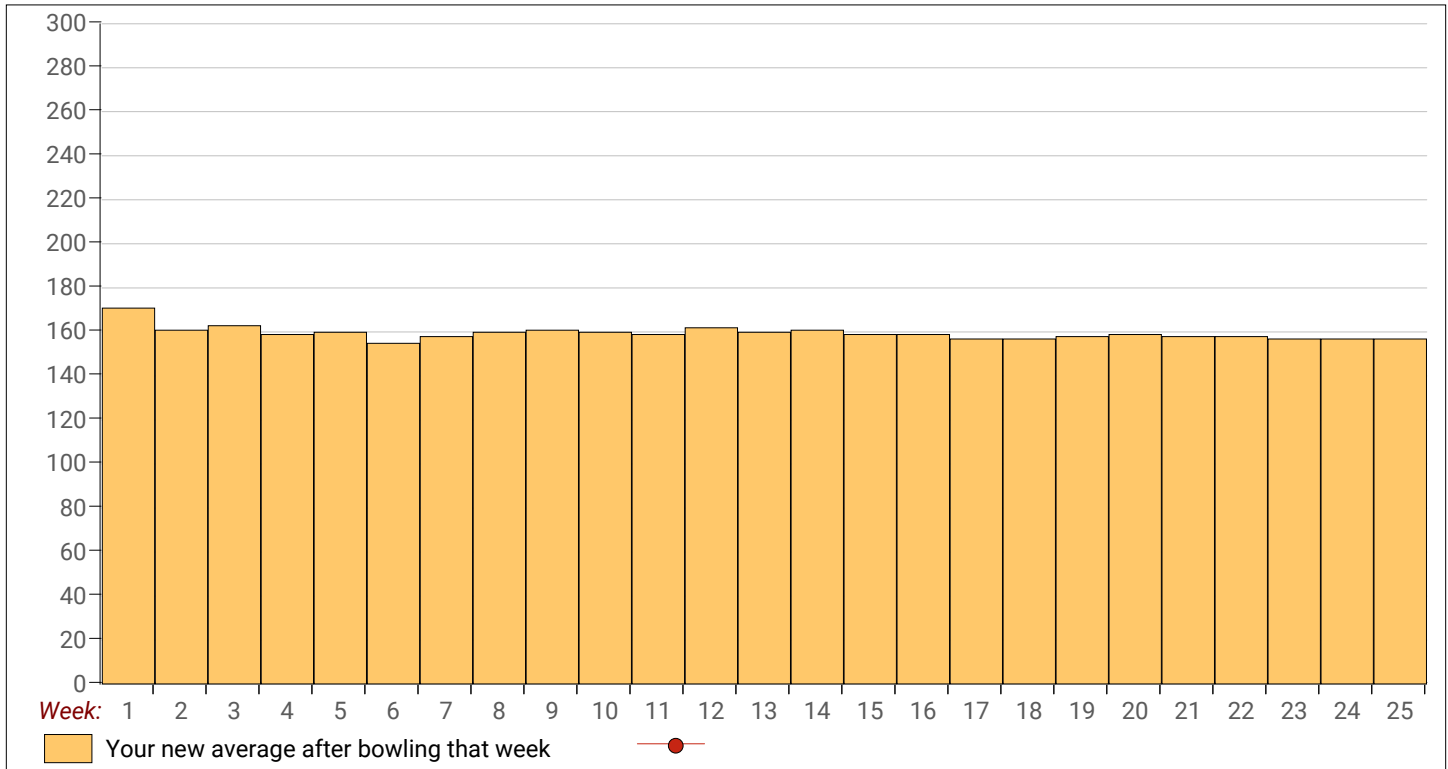
<u>Ave of Game 1</u>	<u>Ave of Game 2</u>	<u>Ave of Game 3</u>
150.36	159.88	163.64

High game of **224** on week **25** High series of **556** on week **12** High average of **171.67** after bowling week **1**
 Low game of **121** on week **23** Low series of **396** on week **17** Low average of **155.94** after bowling week **6**

High Scores by Game

Game #1: **197** on week **8** Game #2: **203** on week **12** Game #3: **224** on week **25**

Note: This report includes information through March 25 which is Week 25 of 25



Note: This report includes information through March 25 which is Week 25 of 25

Randy Stender's Bowling Record - Team 12: Peaches & Tentoniner

Week No.	Bowling Date	Old Ave	Old HDCP	HDCP							---Average Change---			High Game	High Sers	HDCP Game	HDCP Sers		
				-1-	-2-	-3-	Total	Total	Pins	Gms	New	Old	---+/-						
1	10/08/17	158	37	122	189	163	474	585	474	3	158.00	-	0.00	=	158.00	189	474	226	585
2	10/15/17	158	37	134	169	194	497	608	971	6	161.83	-	158.00	=	3.83	194	497	231	608
				194 --- 25 Pins Over Average -- Other Awards															
3	10/22/17	161	35	162	203	162	527	632	1498	9	166.44	-	161.83	=	4.61	203	527	238	632
				203 --- 25 Pins Over Average -- Other Awards															
4	10/29/17	166	30	180	226	133	539	629	2037	12	169.75	-	166.44	=	3.31	226	539	256	632
				226 --- 50 Pins Over Average -- Other Awards															
5	11/05/17	169	27	171	203	179	553	634	2590	15	172.67	-	169.75	=	2.92	226	553	256	634
				203 --- 25 Pins Over Average -- Other Awards															
6	11/12/17	172	25	158	154	140	452	527	3042	18	169.00	-	172.67	=	-3.67	226	553	256	634
7	11/19/17	169	27	186	187	162	535	616	3577	21	170.33	-	169.00	=	1.33	226	553	256	634
8	11/26/17	170	27	154	152	134	440	521	4017	24	167.38	-	170.33	=	-2.96	226	553	256	634
9	12/03/17	167	29	158	159	123	440	527	4457	27	165.07	-	167.38	=	-2.30	226	553	256	634
10	12/10/17	165	31	113	172	143	428	521	4885	30	162.83	-	165.07	=	-2.24	226	553	256	634
11	12/17/17	162	34	181	164	172	517	619	5402	33	163.70	-	162.83	=	0.86	226	553	256	634
12	12/24/17	163	33	149	183	147	479	578	5881	36	163.36	-	163.70	=	-0.34	226	553	256	634
13	12/31/17	163	33	163	129	199	491	590	6372	39	163.38	-	163.36	=	0.02	226	553	256	634
				199 --- 25 Pins Over Average -- Other Awards															
14	01/07/18	163	33	165	166	179	510	609	6882	42	163.86	-	163.38	=	0.47	226	553	256	634
15	01/14/18	163	33	167	163	150	480	579	7362	45	163.60	-	163.86	=	-0.26	226	553	256	634
16	01/21/18	163	33	139	171	151	461	560	7823	48	162.98	-	163.60	=	-0.62	226	553	256	634
17	01/28/18	162	34	198	172	182	552	654	8375	51	164.22	-	162.98	=	1.24	226	553	256	654
				198 --- 25 Pins Over Average -- Other Awards															
18	02/04/18	164	32	143	168	161	472	568	8847	54	163.83	-	164.22	=	-0.38	226	553	256	654
19	02/11/18	163	33	149	137	154	440	539	9287	57	162.93	-	163.83	=	-0.90	226	553	256	654
20	02/18/18	162	34	173	163	221	557	659	9844	60	164.07	-	162.93	=	1.14	226	557	256	659
				221 --- 50 Pins Over Average -- Other Awards															
21	02/25/18	164	32	115	208	153	476	572	10320	63	163.81	-	164.07	=	-0.26	226	557	256	659
				208 --- 25 Pins Over Average -- Other Awards															
22	03/04/18	163	33	186	146	128	460	559	10780	66	163.33	-	163.81	=	-0.48	226	557	256	659
23	03/11/18	163	33	155	156	173	484	583	11264	69	163.25	-	163.33	=	-0.09	226	557	256	659
24	03/18/18	163	33	213	180	162	555	654	11819	72	164.15	-	163.25	=	0.91	226	557	256	659
				213 --- 50 Pins Over Average -- Other Awards															
25	03/25/18	164	32	177	196	166	539	635	12358	75	164.77	-	164.15	=	0.62	226	557	256	659
				196 --- 25 Pins Over Average -- Other Awards															

<100 100's 125's 150's 175's 200's 225's 250's 275's 300's

4 14 35 16 5 1

<400 400's 450's 500's 550's 600's 650's 700's 750's 800's

4 11 6 4

Ave of Game 1 Ave of Game 2 Ave of Game 3

160.44 172.64 161.24

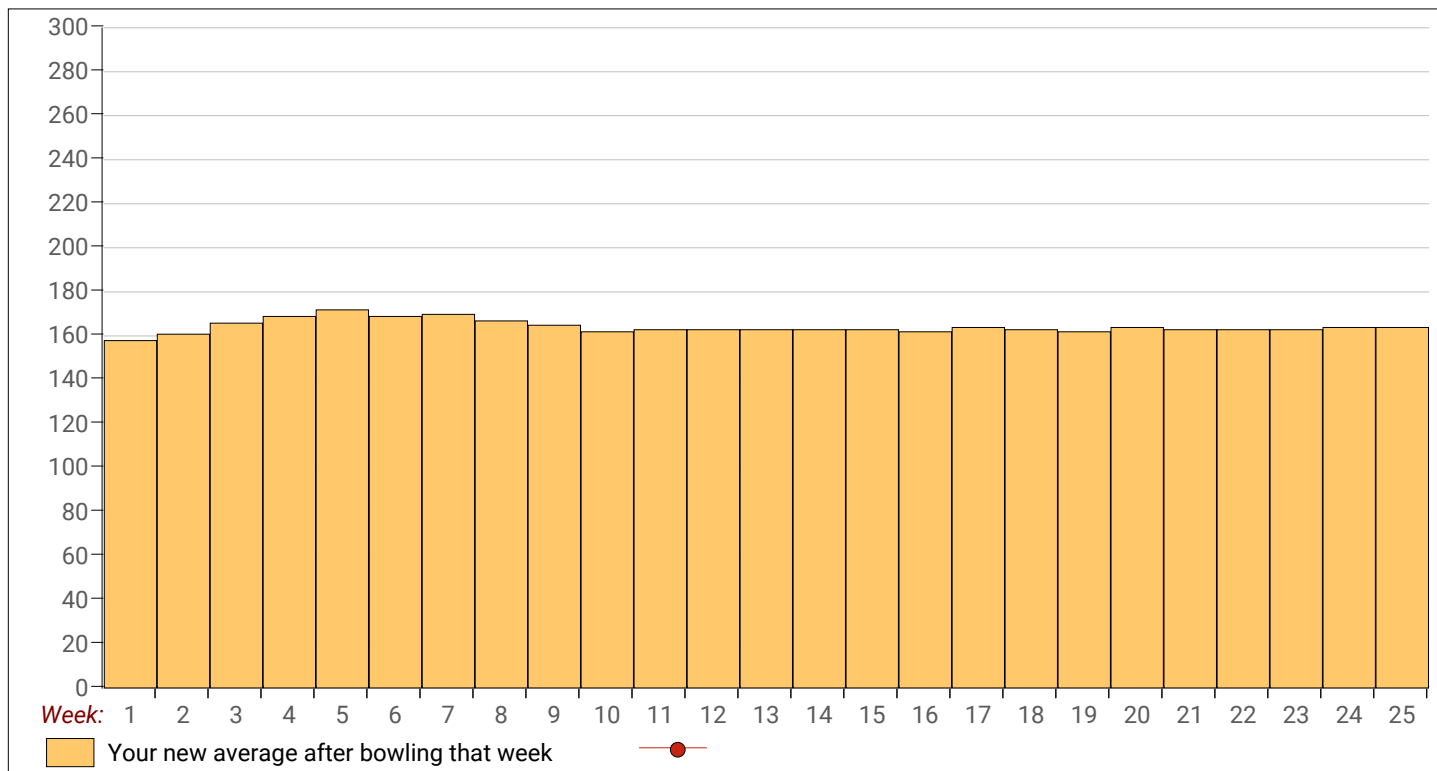
High game of 226 on week 4 High series of 557 on week 20 High average of 172.67 after bowling week 5

Low game of 113 on week 10 Low series of 428 on week 10 Low average of 158.00 after bowling week 1

High Scores by Game

Game #1: 213 on week 24 Game #2: 226 on week 4 Game #3: 221 on week 20

Note: This report includes information through March 25 which is Week 25 of 25



Note: This report includes information through March 25 which is Week 25 of 25

Roger Aker's Bowling Record - Team 13: Pin Daddy's

Week No.	Bowling Date	Old Ave	Old HDCP	HDCP							---Average Change---			High Game	High Sers	HDCP Game	HDCP Sers		
				-1-	-2-	-3-	Total	Total	Pins	Gms	New	Old	---+/-						
1	10/08/17	186	12	197	166	196	559	595	559	3	186.33	-	0.00	=	186.33	197	559	209	595
2	10/15/17	186	12	245	212	216	673	709	1232	6	205.33	-	186.33	=	19.00	245	673	257	709
				245 --- 50 Pins Over Average -- Other Awards															
				212 --- 25 Pins Over Average -- Other Awards															
				216 --- 25 Pins Over Average -- Other Awards															
3	10/22/17	205	0	192	190	182	564	564	1796	9	199.56	-	205.33	=	-5.78	245	673	257	709
4	10/29/17	199	0	196	177	223	596	596	2392	12	199.33	-	199.56	=	-0.22	245	673	257	709
5	11/05/17	199	0	207	192	135	534	534	2926	15	195.07	-	199.33	=	-4.27	245	673	257	709
6	11/12/17	195	4	207	216	179	602	614	3528	18	196.00	-	195.07	=	0.93	245	673	257	709
7	11/19/17	196	3	157	203	194	554	563	4082	21	194.38	-	196.00	=	-1.62	245	673	257	709
8	11/26/17	194	5	177	165	204	546	561	4628	24	192.83	-	194.38	=	-1.55	245	673	257	709
9	12/03/17	192	7	199	181	189	569	590	5197	27	192.48	-	192.83	=	-0.35	245	673	257	709
10	12/10/17	192	7	179	175	232	586	607	5783	30	192.77	-	192.48	=	0.29	245	673	257	709
				232 --- 25 Pins Over Average -- Other Awards															
				221 --- 25 Pins Over Average -- Other Awards															
12	12/24/17	194	5	154	174	182	510	525	6938	36	192.72	-	192.77	=	-2.07	245	673	257	709
13	12/31/17	192	7	200	216	172	588	609	7526	39	192.97	-	192.72	=	0.25	245	673	257	709
14	01/07/18	192	7	201	169	202	572	593	8098	42	192.81	-	192.97	=	-0.16	245	673	257	709
15	01/14/18	192	7	224	206	188	618	639	8716	45	193.69	-	192.81	=	0.88	245	673	257	709
				224 --- 25 Pins Over Average -- Other Awards															
16	01/21/18	193	6	182	221	185	588	606	9304	48	193.83	-	193.69	=	0.14	245	673	257	709
				221 --- 25 Pins Over Average -- Other Awards															
17	01/28/18	193	6	179	202	182	563	581	9867	51	193.47	-	193.83	=	-0.36	245	673	257	709
18	02/04/18	193	6	232	213	222	667	685	10534	54	195.07	-	193.47	=	1.60	245	673	257	709
				232 --- 25 Pins Over Average -- Other Awards															
				222 --- 25 Pins Over Average -- Other Awards															
19	02/11/18	195	4	161	202	235	598	610	11132	57	195.30	-	195.07	=	0.22	245	673	257	709
				235 --- 25 Pins Over Average -- Other Awards															
20	02/18/18	195	4	191	198	177	566	578	11698	60	194.97	-	195.30	=	-0.33	245	673	257	709
21	02/25/18	194	5	177	192	182	551	566	12249	63	194.43	-	194.97	=	-0.54	245	673	257	709
22	03/04/18	194	5	189	213	193	595	610	12844	66	194.61	-	194.43	=	0.18	245	673	257	709
23	03/11/18	194	5	177	193	208	578	593	13422	69	194.52	-	194.61	=	-0.08	245	673	257	709
24	03/18/18	194	5	195	160	187	542	557	13964	72	193.94	-	194.52	=	-0.58	245	673	257	709
25	03/25/18	193	6	157	180	189	526	544	14490	75	193.20	-	193.94	=	-0.74	245	673	257	709

<100 100's 125's 150's 175's 200's 225's 250's 275's 300's

<400 400's 450's 500's 550's 600's 650's 700's 750's 800's

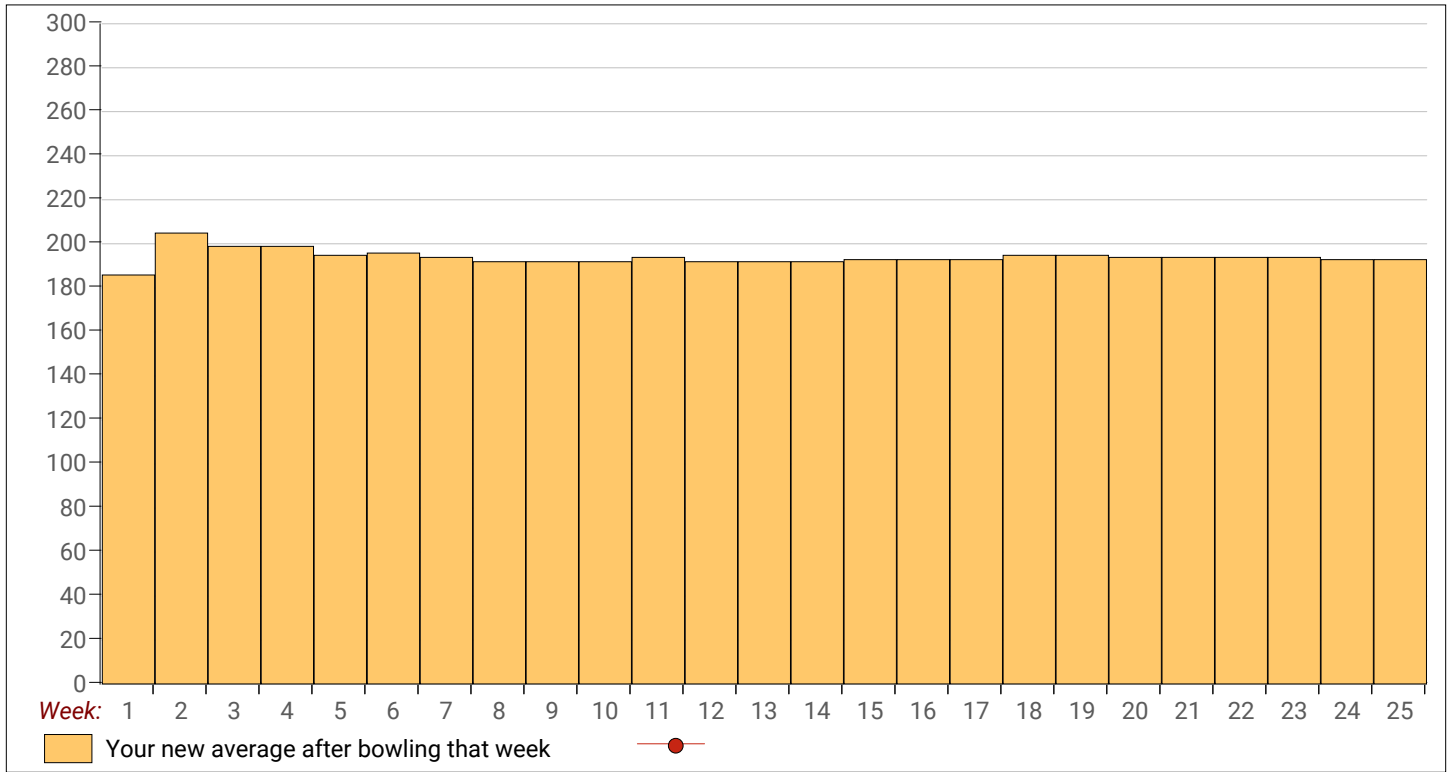
Ave of Game 1 Ave of Game 2 Ave of Game 3
 191.64 192.96 195.00

High game of **245** on week **2** High series of **673** on week **2** High average of **205.33** after bowling week **2**
 Low game of **135** on week **5** Low series of **510** on week **12** Low average of **186.33** after bowling week **1**

High Scores by Game

Game #1: **245** on week **2** Game #2: **221** on week **16** Game #3: **235** on week **19**

Note: This report includes information through March 25 which is Week 25 of 25



Note: This report includes information through March 25 which is Week 25 of 25

Todd Palm's Bowling Record - Team 13: Pin Daddy's

Week No.	Bowling Date	Old Ave	Old HDCP	HDCP							---Average Change---			High Game	High Sers	HDCP Game	HDCP Sers	
				-1-	-2-	-3-	Total	Total	Pins	Gms	New	Old	+/-					
1	10/08/17	140	54	140	134	146	420	582	420	3	140.00	-	0.00	= 140.00	146	420	200	582
2	10/15/17	140	54	143	155	151	449	611	869	6	144.83	-	140.00	= 4.83	155	449	209	611
3	10/22/17	144	50	171	118	179	468	618	1337	9	148.56	-	144.83	= 3.72	179	468	229	618
				171 --- 25 Pins Over Average -- Other Awards														
				179 --- 25 Pins Over Average -- Other Awards														
4	10/29/17	148	46	186	176	120	482	620	1819	12	151.58	-	148.56	= 3.03	186	482	232	620
				186 --- 25 Pins Over Average -- Other Awards														
				176 --- 25 Pins Over Average -- Other Awards														
5	11/05/17	151	44	172	149	198	519	651	2338	15	155.87	-	151.58	= 4.28	198	519	242	651
				198 --- 25 Pins Over Average -- Other Awards														
6	11/12/17	155	40	185	183	178	546	666	2884	18	160.22	-	155.87	= 4.36	198	546	242	666
				185 --- 25 Pins Over Average -- Other Awards														
				183 --- 25 Pins Over Average -- Other Awards														
7	11/19/17	160	36	146	165	174	485	593	3369	21	160.43	-	160.22	= 0.21	198	546	242	666
8	11/26/17	160	36	114	156	147	417	525	3786	24	157.75	-	160.43	= -2.68	198	546	242	666
9	12/03/17	157	38	146	118	133	397	511	4183	27	154.93	-	157.75	= -2.82	198	546	242	666
10	12/10/17	154	41	191	147	179	517	640	4700	30	156.67	-	154.93	= 1.74	198	546	242	666
				191 --- 25 Pins Over Average -- Other Awards														
				179 --- 25 Pins Over Average -- Other Awards														
11	12/17/17	156	39	154	162	147	463	580	5163	33	156.45	-	156.67	= -0.21	198	546	242	666
12	12/24/17	156	39	116	160	137	413	530	5576	36	154.89	-	156.45	= -1.57	198	546	242	666
13	12/31/17	154	41	145	158	132	435	558	6011	39	154.13	-	154.89	= -0.76	198	546	242	666
14	01/07/18	154	41	163	138	126	427	550	6438	42	153.29	-	154.13	= -0.84	198	546	242	666
15	01/14/18	153	42	152	126	146	424	550	6862	45	152.49	-	153.29	= -0.80	198	546	242	666
16	01/21/18	152	43	173	161	177	511	640	7373	48	153.60	-	152.49	= 1.12	198	546	242	666
				177 --- 25 Pins Over Average -- Other Awards														
17	01/28/18	153	42	152	166	149	467	593	7840	51	153.73	-	153.60	= 0.12	198	546	242	666
18	02/04/18	153	42	152	175	165	492	618	8332	54	154.30	-	153.73	= 0.57	198	546	242	666
19	02/11/18	154	41	192	148	136	476	599	8808	57	154.53	-	154.30	= 0.23	198	546	242	666
				192 --- 25 Pins Over Average -- Other Awards														
20	02/18/18	154	41	152	145	142	439	562	9247	60	154.12	-	154.53	= -0.41	198	546	242	666
21	02/25/18	154	41	163	168	159	490	613	9737	63	154.56	-	154.12	= 0.44	198	546	242	666
22	03/04/18	154	41	138	160	148	446	569	10183	66	154.29	-	154.56	= -0.27	198	546	242	666
23	03/11/18	154	41	172	159	119	450	573	10633	69	154.10	-	154.29	= -0.19	198	546	242	666
24	03/18/18	154	41	152	100	138	390	513	11023	72	153.10	-	154.10	= -1.00	198	546	242	666
25	03/25/18	153	42	143	120	128	391	517	11414	75	152.19	-	153.10	= -0.91	198	546	242	666

<100 100's 125's 150's 175's 200's 225's 250's 275's 300's

8 28 27 12

<400 400's 450's 500's 550's 600's 650's 700's 750's 800's

3 9 9 4

Ave of Game 1 Ave of Game 2 Ave of Game 3

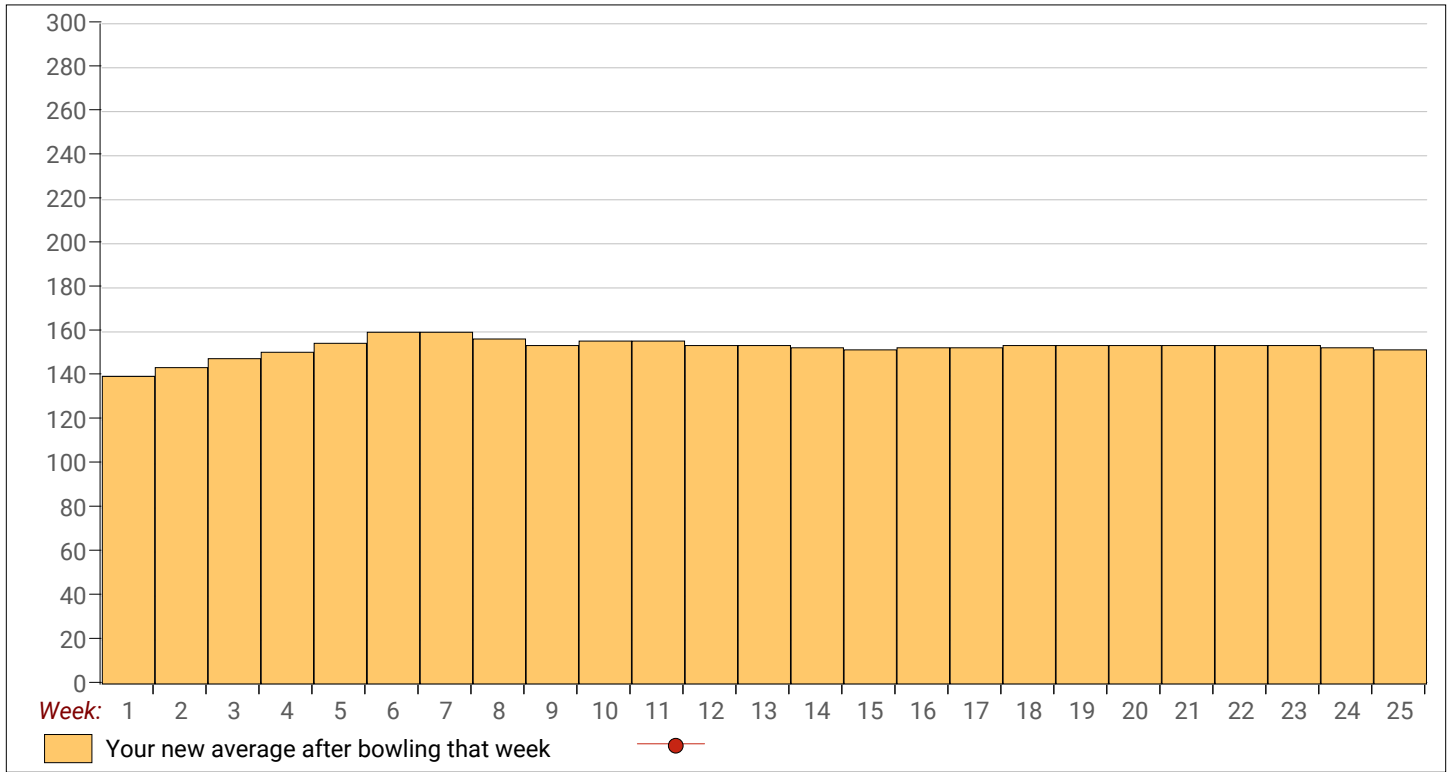
156.52 149.88 150.16

High game of 198 on week 5 High series of 546 on week 6 High average of 160.43 after bowling week 7
 Low game of 100 on week 24 Low series of 390 on week 24 Low average of 140.00 after bowling week 1

High Scores by Game

Game #1: 192 on week 19 Game #2: 183 on week 6 Game #3: 198 on week 5

Note: This report includes information through March 25 which is Week 25 of 25



Note: This report includes information through March 25 which is Week 25 of 25

Nicole Morton's Bowling Record - Team 14: Strike Zone

Week No.	Bowling Date	Old Ave	Old HDCP	HDCP				---Average Change---			High Game	High Sers	HDCP Game	HDCP Sers			
				-1-	-2-	-3-	Total	Total	Pins	Gms					New - Old	---> +/-	
1	10/08/17	187	11	168	199	194	561	594	561	3	187.00	- 0.00	= 187.00	199	561	210	594
2	10/15/17	187	11	164	187	197	548	581	1109	6	184.83	- 187.00	= -2.17	199	561	210	594
3	10/22/17	184	14	173	168	173	514	556	1623	9	180.33	- 184.83	= -4.50	199	561	210	594
4	10/29/17	180	18	180	189	199	568	622	2191	12	182.58	- 180.33	= 2.25	199	568	217	622
5	11/05/17	182	16	195	181	158	534	582	2725	15	181.67	- 182.58	= -0.92	199	568	217	622
6	11/12/17	181	17	150	185	175	510	561	3235	18	179.72	- 181.67	= -1.94	199	568	217	622
7	11/19/17	179	18	180	180	205	565	619	3800	21	180.95	- 179.72	= 1.23	205	568	223	622
205 --- 25 Pins Over Average -- Other Awards																	
8	11/26/17	180	18	189	197	164	550	604	4350	24	181.25	- 180.95	= 0.30	205	568	223	622
9	12/03/17	181	17	192	122	130	444	495	4794	27	177.56	- 181.25	= -3.69	205	568	223	622
10	12/10/17	177	20	151	153	167	471	531	5265	30	175.50	- 177.56	= -2.06	205	568	223	622
11	12/17/17	175	22	166	159	189	514	580	5779	33	175.12	- 175.50	= -0.38	205	568	223	622
12	12/24/17	175	22	188	159	174	521	587	6300	36	175.00	- 175.12	= -0.12	205	568	223	622
13	12/31/17	175	22	177	145	148	470	536	6770	39	173.59	- 175.00	= -1.41	205	568	223	622
14	01/07/18	173	24	234	179	163	576	648	7346	42	174.90	- 173.59	= 1.32	234	576	258	648
234 --- 50 Pins Over Average -- Other Awards																	
15	01/14/18	174	23	166	176	161	503	572	7849	45	174.42	- 174.90	= -0.48	234	576	258	648
16	01/21/18	174	23	202	195	180	577	646	8426	48	175.54	- 174.42	= 1.12	234	577	258	648
202 --- 25 Pins Over Average -- Other Awards																	
17	01/28/18	175	22	213	174	176	563	629	8989	51	176.25	- 175.54	= 0.71	234	577	258	648
213 --- 25 Pins Over Average -- Other Awards																	
18	02/04/18	176	21	165	175	155	495	558	9484	54	175.63	- 176.25	= -0.63	234	577	258	648
19	02/11/18	175	22	183	164	202	549	615	10033	57	176.02	- 175.63	= 0.39	234	577	258	648
202 --- 25 Pins Over Average -- Other Awards																	
20	02/18/18	176	21	176	177	140	493	556	10526	60	175.43	- 176.02	= -0.58	234	577	258	648
21	02/25/18	175	22	195	180	149	524	590	11050	63	175.40	- 175.43	= -0.04	234	577	258	648
22	03/04/18	175	22	199	191	191	581	647	11631	66	176.23	- 175.40	= 0.83	234	581	258	648
23	03/11/18	176	21	165	158	178	501	564	12132	69	175.83	- 176.23	= -0.40	234	581	258	648
24	03/18/18	175	22	182	180	148	510	576	12642	72	175.58	- 175.83	= -0.24	234	581	258	648
25	03/25/18	175	22	168	175	198	541	607	13183	75	175.77	- 175.58	= 0.19	234	581	258	648

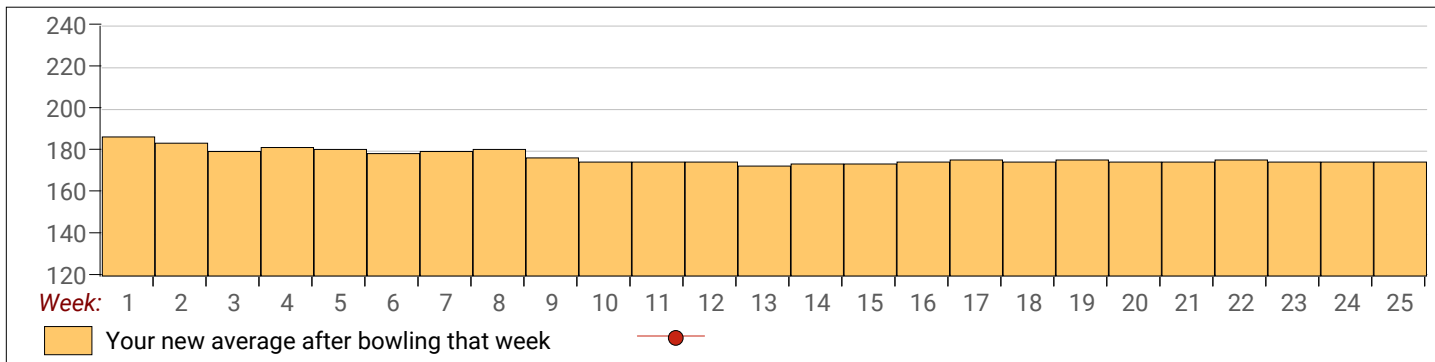
<u><100</u>	<u>100's</u>	<u>125's</u>	<u>150's</u>	<u>175's</u>	<u>200's</u>	<u>225's</u>	<u>250's</u>	<u>275's</u>	<u>300's</u>
	1	6	25	38	4	1			
<u><400</u>	<u>400's</u>	<u>450's</u>	<u>500's</u>	<u>550's</u>	<u>600's</u>	<u>650's</u>	<u>700's</u>	<u>750's</u>	<u>800's</u>
	1	4	12	8					

<u>Ave of Game 1</u>	<u>Ave of Game 2</u>	<u>Ave of Game 3</u>
180.84	173.92	172.56

High game of **234** on week **14** High series of **581** on week **22** High average of **187.00** after bowling week **1**
 Low game of **122** on week **9** Low series of **444** on week **9** Low average of **173.59** after bowling week **13**

High Scores by Game

Game #1: **234** on week **14** Game #2: **199** on week **1** Game #3: **205** on week **7**



Note: This report includes information through March 25 which is Week 25 of 25

Corey Hines's Bowling Record - Team 14: Strike Zone

Week No.	Bowling Date	Old Ave	Old HDCP	HDCP				---Average Change---			High Game	High Sers	HDCP Game	HDCP Sers			
				-1-	-2-	-3-	Total	Total	Pins	Gms					New - Old	---> +/-	
1	10/08/17	195	4	185	211	190	586	598	586	3	195.33	- 0.00	= 195.33	211	586	215	598
2	10/15/17	195	4	187	165	147	499	511	1085	6	180.83	- 195.33	= -14.50	211	586	215	598
3	10/22/17	180	18	170	203	177	550	604	1635	9	181.67	- 180.83	= 0.83	211	586	221	604
4	10/29/17	181	17	184	202	135	521	572	2156	12	179.67	- 181.67	= -2.00	211	586	221	604
5	11/05/17	179	18	156	160	202	518	572	2674	15	178.27	- 179.67	= -1.40	211	586	221	604
6	11/12/17	178	19	159	194	199	552	609	3226	18	179.22	- 178.27	= 0.96	211	586	221	609
7	11/19/17	179	18	179	182	178	539	593	3765	21	179.29	- 179.29	= 0.06	211	586	221	609
8	11/26/17	179	18	201	210	192	603	657	4368	24	182.00	- 179.29	= 2.71	211	603	228	657
				210 --- 25 Pins Over Average -- Other Awards													
9	12/03/17	182	16	193	171	161	525	573	4893	27	181.22	- 182.00	= -0.78	211	603	228	657
10	12/10/17	181	17	157	176	193	526	577	5419	30	180.63	- 181.22	= -0.59	211	603	228	657
11	12/17/17	180	18	168	158	163	489	543	5908	33	179.03	- 180.63	= -1.60	211	603	228	657
12	12/24/17	179	18	133	145	158	436	490	6344	36	176.22	- 179.03	= -2.81	211	603	228	657
13	12/31/17	176	21	168	190	177	535	598	6879	39	176.38	- 176.22	= 0.16	211	603	228	657
14	01/07/18	176	21	153	192	148	493	556	7372	42	175.52	- 176.38	= -0.86	211	603	228	657
15	01/14/18	175	22	163	167	200	530	596	7902	45	175.60	- 175.52	= 0.08	211	603	228	657
				200 --- 25 Pins Over Average -- Other Awards													
16	01/21/18	175	22	182	179	141	502	568	8404	48	175.08	- 175.60	= -0.52	211	603	228	657
17	01/28/18	175	22	211	178	179	568	634	8972	51	175.92	- 175.08	= 0.84	211	603	233	657
				211 --- 25 Pins Over Average -- Other Awards													
18	02/04/18	175	22	181	167	220	568	634	9540	54	176.67	- 175.92	= 0.75	220	603	242	657
				220 --- 25 Pins Over Average -- Other Awards													
19	02/11/18	176	21	174	169	208	551	614	10091	57	177.04	- 176.67	= 0.37	220	603	242	657
				208 --- 25 Pins Over Average -- Other Awards													
20	02/18/18	177	20	189	175	178	542	602	10633	60	177.22	- 177.04	= 0.18	220	603	242	657
21	02/25/18	177	20	205	204	177	586	646	11219	63	178.08	- 177.22	= 0.86	220	603	242	657
				205 --- 25 Pins Over Average -- Other Awards													
				204 --- 25 Pins Over Average -- Other Awards													
22	03/04/18	178	19	211	179	212	602	659	11821	66	179.11	- 178.08	= 1.03	220	603	242	659
				211 --- 25 Pins Over Average -- Other Awards													
				212 --- 25 Pins Over Average -- Other Awards													
23	03/11/18	179	18	170	188	195	553	607	12374	69	179.33	- 179.11	= 0.23	220	603	242	659
24	03/18/18	179	18	205	157	162	524	578	12898	72	179.14	- 179.33	= -0.19	220	603	242	659
				205 --- 25 Pins Over Average -- Other Awards													
25	03/25/18	179	18	172	196	188	556	610	13454	75	179.39	- 179.14	= 0.25	220	603	242	659

<100 100's 125's 150's 175's 200's 225's 250's 275's 300's

<400 400's 450's 500's 550's 600's 650's 700's 750's 800's

6
23
31
15

Ave of Game 1 Ave of Game 2 Ave of Game 3

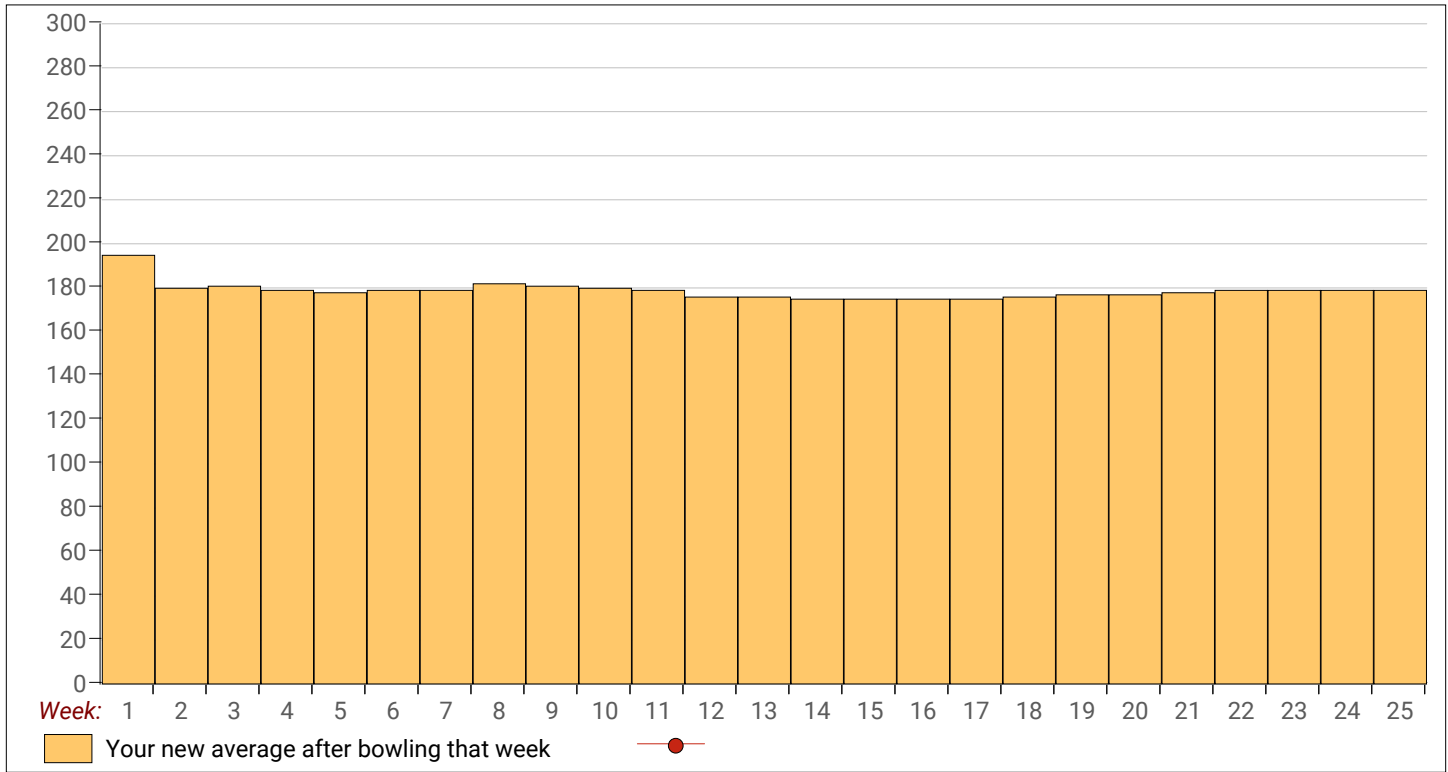
178.24
180.72
179.20

High game of **220** on week **18** High series of **603** on week **8** High average of **195.33** after bowling week **1**
 Low game of **133** on week **12** Low series of **436** on week **12** Low average of **175.08** after bowling week **16**

High Scores by Game

Game #1: **211** on week **17** Game #2: **211** on week **1** Game #3: **220** on week **18**

Note: This report includes information through March 25 which is Week 25 of 25



Note: This report includes information through March 25 which is Week 25 of 25

Iris Zetah's Bowling Record - Team 15: Livin On A Spare

Week No.	Bowling Date	Old Ave	Old HDCP	HDCP				---Average Change---			High Game	High Sers	HDCP Game	HDCP Sers			
				-1-	-2-	-3-	Total	Total	Pins	Gms					New - Old	---> +/-	
1	10/08/17	170	27	172	157	182	511	592	511	3	170.33	- 0.00	= 170.33	182	511	209	592
2	10/15/17	170	27	131	139	186	456	537	967	6	161.17	- 170.33	= -9.17	186	511	213	592
3	10/22/17	161	35	118	143	136	397	502	1364	9	151.56	- 161.17	= -9.61	186	511	213	592
4	10/29/17	151	44	152	163	157	472	604	1836	12	153.00	- 151.56	= 1.44	186	511	213	604
5	11/05/17	153	42	143	187	146	476	602	2312	15	154.13	- 153.00	= 1.13	187	511	229	604
				187 --- 25 Pins Over Average -- Other Awards													
6	11/12/17	154	41	150	171	176	497	620	2809	18	156.06	- 154.13	= 1.92	187	511	229	620
7	11/19/17	156	39	161	188	175	524	641	3333	21	158.71	- 156.06	= 2.66	188	524	229	641
				188 --- 25 Pins Over Average -- Other Awards													
8	11/26/17	158	37	125	168	180	473	584	3806	24	158.58	- 158.71	= -0.13	188	524	229	641
9	12/03/17	158	37	162	159	158	479	590	4285	27	158.70	- 158.58	= 0.12	188	524	229	641
10	12/10/17	158	37	120	136	132	388	499	4673	30	155.77	- 158.70	= -2.94	188	524	229	641
11	12/17/17	155	40	169	123	139	431	551	5104	33	154.67	- 155.77	= -1.10	188	524	229	641
12	12/24/17	154	41	171	175	202	548	671	5652	36	157.00	- 154.67	= 2.33	202	548	243	671
				202 --- 25 Pins Over Average -- Other Awards													
13	12/31/17	157	38	125	149	105	379	493	6031	39	154.64	- 157.00	= -2.36	202	548	243	671
14	01/07/18	154	41	136	172	147	455	578	6486	42	154.43	- 154.64	= -0.21	202	548	243	671
15	01/14/18	154	41	188	164	167	519	642	7005	45	155.67	- 154.43	= 1.24	202	548	243	671
				188 --- 25 Pins Over Average -- Other Awards													
16	01/21/18	155	40	119	178	118	415	535	7420	48	154.58	- 155.67	= -1.08	202	548	243	671
17	01/28/18	154	41	126	140	151	417	540	7837	51	153.67	- 154.58	= -0.92	202	548	243	671
18	02/04/18	153	42	97	117	153	367	493	8204	54	151.93	- 153.67	= -1.74	202	548	243	671
19	02/11/18	151	44	150	129	122	401	533	8605	57	150.96	- 151.93	= -0.96	202	548	243	671
20	02/18/18	150	45	142	151	129	422	557	9027	60	150.45	- 150.96	= -0.51	202	548	243	671
21	02/25/18	150	45	145	128	181	454	589	9481	63	150.49	- 150.45	= 0.04	202	548	243	671
				181 --- 25 Pins Over Average -- Other Awards													
22	03/04/18	150	45	169	113	170	452	587	9933	66	150.50	- 150.49	= 0.01	202	548	243	671
23	03/11/18	150	45	131	125	163	419	554	10352	69	150.03	- 150.50	= -0.47	202	548	243	671
24	03/18/18	150	45	139	146	146	431	566	10783	72	149.76	- 150.03	= -0.27	202	548	243	671
25	03/25/18	149	45	123	142	173	438	573	11221	75	149.61	- 149.76	= -0.15	202	548	243	671

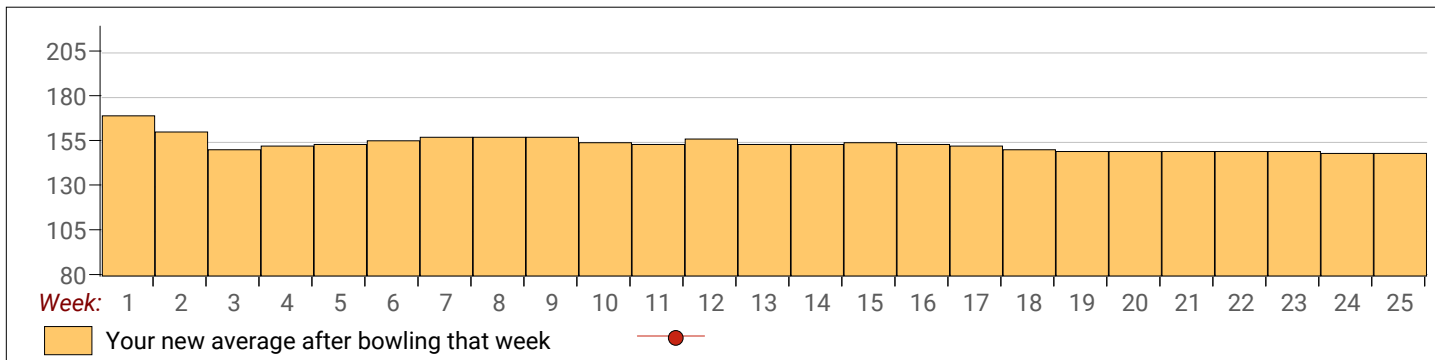
<u><100</u>	<u>100's</u>	<u>125's</u>	<u>150's</u>	<u>175's</u>	<u>200's</u>	<u>225's</u>	<u>250's</u>	<u>275's</u>	<u>300's</u>
1	10	27	25	11	1				
<u><400</u>	<u>400's</u>	<u>450's</u>	<u>500's</u>	<u>550's</u>	<u>600's</u>	<u>650's</u>	<u>700's</u>	<u>750's</u>	<u>800's</u>
4	8	9	4						

<u>Ave of Game 1</u>	<u>Ave of Game 2</u>	<u>Ave of Game 3</u>
142.56	150.52	155.76

High game of 202 on week 12 High series of 548 on week 12 High average of 170.33 after bowling week 1
 Low game of 97 on week 18 Low series of 367 on week 18 Low average of 149.61 after bowling week 25

High Scores by Game

Game #1: 188 on week 15 Game #2: 188 on week 7 Game #3: 202 on week 12



Note: This report includes information through March 25 which is Week 25 of 25

Jeff Zeta's Bowling Record - Team 15: Livin On A Spare

Week No.	Bowling Date	Old Ave	Old HDCP	HDCP							---Average Change---			High Game	High Sers	HDCP Game	HDCP Sers	
				-1-	-2-	-3-	Total	Total	Pins	Gms	New	Old	+/-					
1	10/08/17	173	24	172	169	180	521	593	521	3	173.67	-	0.00	= 173.67	180	521	204	593
2	10/15/17	173	24	174	144	171	489	561	1010	6	168.33	-	173.67	= -5.33	180	521	204	593
3	10/22/17	168	28	169	190	197	556	640	1566	9	174.00	-	168.33	= 5.67	197	556	225	640
197 --- 25 Pins Over Average -- Other Awards																		
4	10/29/17	174	23	134	152	198	484	553	2050	12	170.83	-	174.00	= -3.17	198	556	225	640
5	11/05/17	170	27	190	186	188	564	645	2614	15	174.27	-	170.83	= 3.43	198	564	225	645
6	11/12/17	174	23	181	164	170	515	584	3129	18	173.83	-	174.27	= -0.43	198	564	225	645
7	11/19/17	173	24	158	136	187	481	553	3610	21	171.90	-	173.83	= -1.93	198	564	225	645
8	11/26/17	171	26	180	162	169	511	589	4121	24	171.71	-	171.90	= -0.20	198	564	225	645
9	12/03/17	171	26	150	172	176	498	576	4619	27	171.07	-	171.71	= -0.63	198	564	225	645
10	12/10/17	171	26	149	173	204	526	604	5145	30	171.50	-	171.07	= 0.43	204	564	230	645
204 --- 25 Pins Over Average -- Other Awards																		
11	12/17/17	171	26	179	163	130	472	550	5617	33	170.21	-	171.50	= -1.29	204	564	230	645
12	12/24/17	170	27	182	136	212	530	611	6147	36	170.75	-	170.21	= 0.54	212	564	239	645
212 --- 25 Pins Over Average -- Other Awards																		
13	12/31/17	170	27	177	211	166	554	635	6701	39	171.82	-	170.75	= 1.07	212	564	239	645
211 --- 25 Pins Over Average -- Other Awards																		
14	01/07/18	171	26	174	147	175	496	574	7197	42	171.36	-	171.82	= -0.46	212	564	239	645
15	01/14/18	171	26	149	158	113	420	498	7617	45	169.27	-	171.36	= -2.09	212	564	239	645
16	01/21/18	169	27	149	180	185	514	595	8131	48	169.40	-	169.27	= 0.13	212	564	239	645
17	01/28/18	169	27	189	193	183	565	646	8696	51	170.51	-	169.40	= 1.11	212	565	239	646
18	02/04/18	170	27	138	189	194	521	602	9217	54	170.69	-	170.51	= 0.18	212	565	239	646
19	02/11/18	170	27	164	181	167	512	593	9729	57	170.68	-	170.69	= 0.00	212	565	239	646
20	02/18/18	170	27	154	211	178	543	624	10272	60	171.20	-	170.68	= 0.52	212	565	239	646
211 --- 25 Pins Over Average -- Other Awards																		
21	02/25/18	171	26	177	182	181	540	618	10812	63	171.62	-	171.20	= 0.42	212	565	239	646
22	03/04/18	171	26	165	152	172	489	567	11301	66	171.23	-	171.62	= -0.39	212	565	239	646
23	03/11/18	171	26	187	152	189	528	606	11829	69	171.43	-	171.23	= 0.21	212	565	239	646
24	03/18/18	171	26	231	188	201	620	698	12449	72	172.90	-	171.43	= 1.47	231	620	257	698
231 --- 50 Pins Over Average -- Other Awards																		
201 --- 25 Pins Over Average -- Other Awards																		
25	03/25/18	172	25	169	175	190	534	609	12983	75	173.11	-	172.90	= 0.20	231	620	257	698

<u><100</u>	<u>100's</u>	<u>125's</u>	<u>150's</u>	<u>175's</u>	<u>200's</u>	<u>225's</u>	<u>250's</u>	<u>275's</u>	<u>300's</u>
	1	10	26	32	5	1			
<u><400</u>	<u>400's</u>	<u>450's</u>	<u>500's</u>	<u>550's</u>	<u>600's</u>	<u>650's</u>	<u>700's</u>	<u>750's</u>	<u>800's</u>
	1	7	12	4	1				

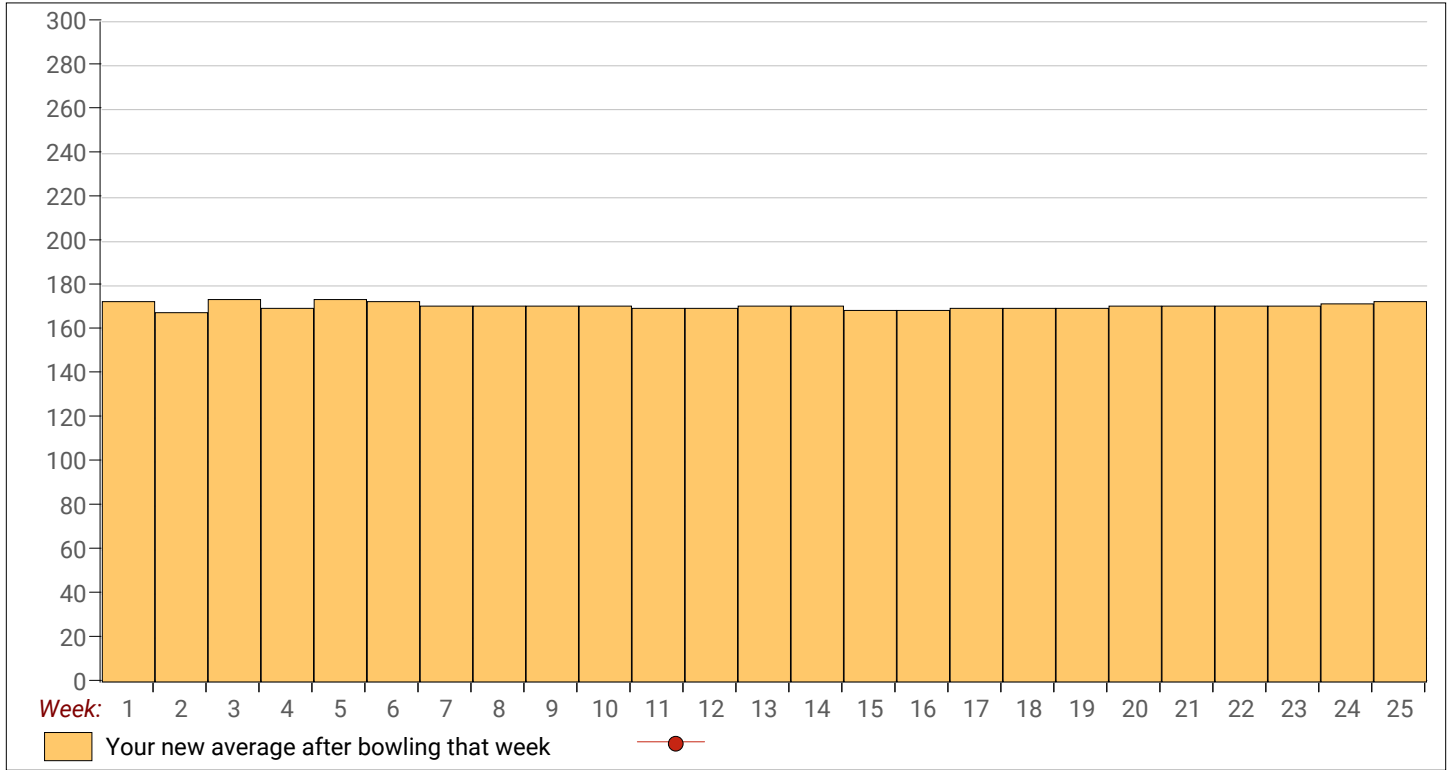
<u>Ave of Game 1</u>	<u>Ave of Game 2</u>	<u>Ave of Game 3</u>
169.64	170.64	179.04

High game of 231 on week 24 High series of 620 on week 24 High average of 174.27 after bowling week 5
 Low game of 113 on week 15 Low series of 420 on week 15 Low average of 168.33 after bowling week 2

High Scores by Game

Game #1: 231 on week 24 Game #2: 211 on week 13 Game #3: 212 on week 12

Note: This report includes information through March 25 which is Week 25 of 25



Note: This report includes information through March 25 which is Week 25 of 25

Teddy Stodola's Bowling Record - Team 16: Amish Hogs

Week No.	Bowling Date	Old Ave	Old HDCP	HDCP							---Average Change---			High Game	High Sers	HDCP Game	HDCP Sers		
				-1-	-2-	-3-	Total	Total	Pins	Gms	New	Old	---> +/-						
1	10/08/17	179	18	182	181	176	539	593	539	3	179.67	-	0.00	=	179.67	182	539	200	593
2	10/15/17	179	18	194	191	166	551	605	1090	6	181.67	-	179.67	=	2.00	194	551	212	605
3	10/22/17	181	17	173	213	177	563	614	1653	9	183.67	-	181.67	=	2.00	213	563	230	614
				213 --- 25 Pins Over Average -- Other Awards															
4	10/29/17	183	15	162	182	158	502	547	2155	12	179.58	-	183.67	=	-4.08	213	563	230	614
5	11/05/17	179	18	188	189	154	531	585	2686	15	179.07	-	179.58	=	-0.52	213	563	230	614
6	11/12/17	179	18	155	157	185	497	551	3183	18	176.83	-	179.07	=	-2.23	213	563	230	614
7	11/19/17	176	21	151	170	181	502	565	3685	21	175.48	-	176.83	=	-1.36	213	563	230	614
8	11/26/17	175	22	165	170	188	523	589	4208	24	175.33	-	175.48	=	-0.14	213	563	230	614
9	12/03/17	175	22	167	152	189	508	574	4716	27	174.67	-	175.33	=	-0.67	213	563	230	614
10	12/10/17	174	23	254	185	204	643	712	5359	30	178.63	-	174.67	=	3.97	254	643	277	712
				254 --- 75 Pins Over Average -- Other Awards															
				204 --- 25 Pins Over Average -- Other Awards															
11	12/17/17	178	19	170	184	163	517	574	5876	33	178.06	-	178.63	=	-0.57	254	643	277	712
12	12/24/17	178	19	170	233	183	586	643	6462	36	179.50	-	178.06	=	1.44	254	643	277	712
				233 --- 50 Pins Over Average -- Other Awards															
13	12/31/17	179	18	177	189	170	536	590	6998	39	179.44	-	179.50	=	-0.06	254	643	277	712
14	01/07/18	179	18	185	183	241	609	663	7607	42	181.12	-	179.44	=	1.68	254	643	277	712
				241 --- 50 Pins Over Average -- Other Awards															
15	01/14/18	181	17	190	146	170	506	557	8113	45	180.29	-	181.12	=	-0.83	254	643	277	712
16	01/21/18	180	18	160	125	177	462	516	8575	48	178.65	-	180.29	=	-1.64	254	643	277	712
17	01/28/18	178	19	187	193	232	612	669	9187	51	180.14	-	178.65	=	1.49	254	643	277	712
				232 --- 50 Pins Over Average -- Other Awards															
18	02/04/18	180	18	225	167	152	544	598	9731	54	180.20	-	180.14	=	0.07	254	643	277	712
				225 --- 25 Pins Over Average -- Other Awards															
19	02/11/18	180	18	151	160	184	495	549	10226	57	179.40	-	180.20	=	-0.80	254	643	277	712
20	02/18/18	179	18	184	188	139	511	565	10737	60	178.95	-	179.40	=	-0.45	254	643	277	712
21	02/25/18	178	19	195	201	202	598	655	11335	63	179.92	-	178.95	=	0.97	254	643	277	712
22	03/04/18	179	18	167	165	164	496	550	11831	66	179.26	-	179.92	=	-0.66	254	643	277	712
23	03/11/18	179	18	209	143	154	506	560	12337	69	178.80	-	179.26	=	-0.46	254	643	277	712
				209 --- 25 Pins Over Average -- Other Awards															
24	03/18/18	178	19	167	191	201	559	616	12896	72	179.11	-	178.80	=	0.31	254	643	277	712
25	03/25/18	179	18	151	214	192	557	611	13453	75	179.37	-	179.11	=	0.26	254	643	277	712
				214 --- 25 Pins Over Average -- Other Awards															

<u><100</u>	<u>100's</u>	<u>125's</u>	<u>150's</u>	<u>175's</u>	<u>200's</u>	<u>225's</u>	<u>250's</u>	<u>275's</u>	<u>300's</u>
		4	29	30	7	4	1		

<u><400</u>	<u>400's</u>	<u>450's</u>	<u>500's</u>	<u>550's</u>	<u>600's</u>	<u>650's</u>	<u>700's</u>	<u>750's</u>	<u>800's</u>
		4	12	6	3				

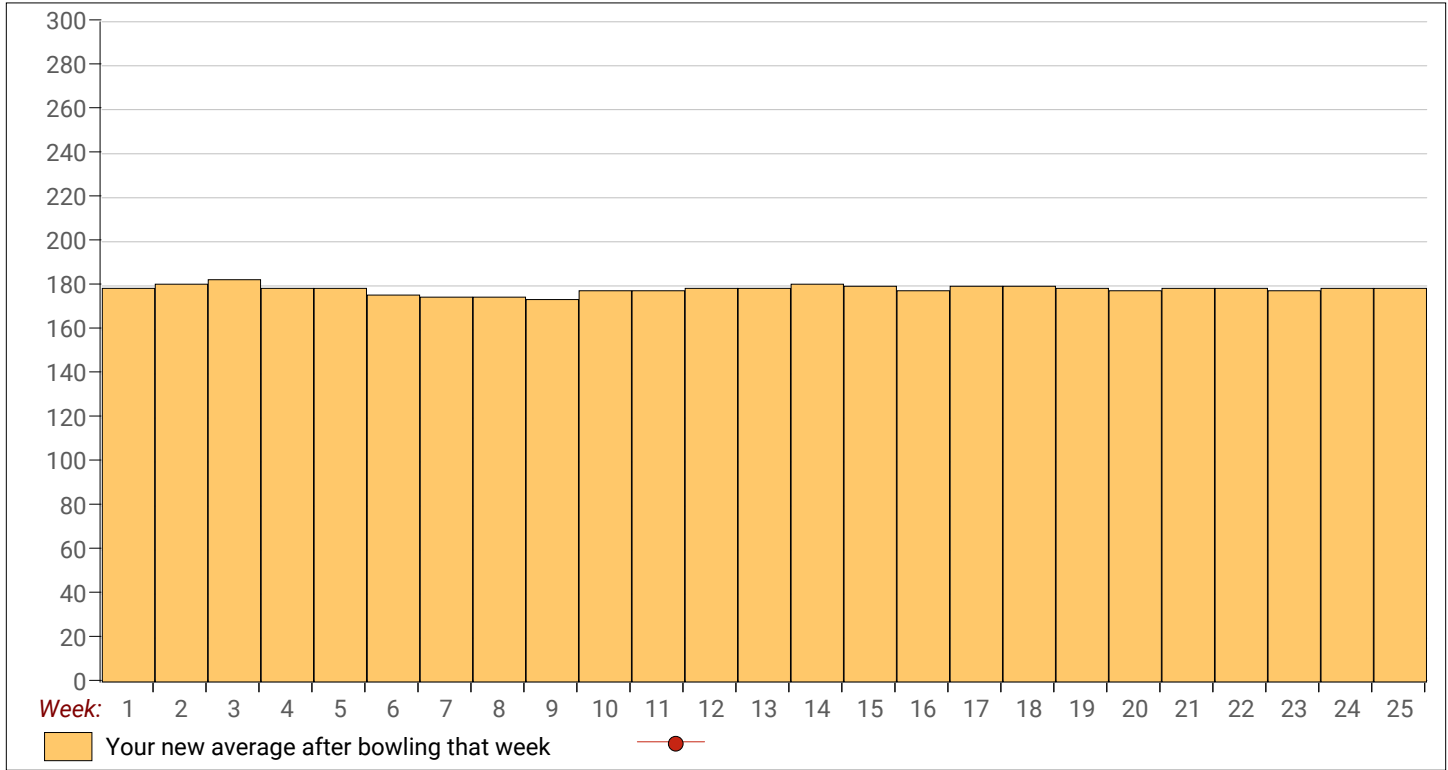
<u>Ave of Game 1</u>	<u>Ave of Game 2</u>	<u>Ave of Game 3</u>
179.16	178.88	180.08

High game of 254 on week 10 High series of 643 on week 10 High average of 183.67 after bowling week 3
 Low game of 125 on week 16 Low series of 462 on week 16 Low average of 174.67 after bowling week 9

High Scores by Game

Game #1: 254 on week 10 Game #2: 233 on week 12 Game #3: 241 on week 14

Note: This report includes information through March 25 which is Week 25 of 25



Note: This report includes information through March 25 which is Week 25 of 25

Brandon Schmitz's Bowling Record - Team 16: Amish Hogs

Week No.	Bowling Date	Old Ave	Old HDCP	HDCP							---Average Change---			High Game	High Sers	HDCP Game	HDCP Sers
				-1-	-2-	-3-	Total	Total	Pins	Gms	New	Old	---> +/-				
1	10/08/17	197	2	197	206	189	592	598	592	3	197.33	- 0.00	= 197.33	206	592	208	598
2	10/15/17	197	2	136	179	171	486	492	1078	6	179.67	- 197.33	= -17.67	206	592	208	598
3	10/22/17	179	18	204	209	258	671	725	1749	9	194.33	- 179.67	= 14.67	258	671	276	725
				204 --- 25 Pins Over Average -- Other Awards													
				209 --- 25 Pins Over Average -- Other Awards													
				258 --- 75 Pins Over Average -- Other Awards													
4	10/29/17	194	5	169	159	170	498	513	2247	12	187.25	- 194.33	= -7.08	258	671	276	725
5	11/05/17	187	11	216	170	179	565	598	2812	15	187.47	- 187.25	= 0.22	258	671	276	725
				216 --- 25 Pins Over Average -- Other Awards													
6	11/12/17	187	11	212	160	155	527	560	3339	18	185.50	- 187.47	= -1.97	258	671	276	725
				212 --- 25 Pins Over Average -- Other Awards													
7	11/19/17	185	13	223	190	180	593	632	3932	21	187.24	- 185.50	= 1.74	258	671	276	725
				223 --- 25 Pins Over Average -- Other Awards													
8	11/26/17	187	11	163	174	159	496	529	4428	24	184.50	- 187.24	= -2.74	258	671	276	725
9	12/03/17	184	14	175	159	147	481	523	4909	27	181.81	- 184.50	= -2.69	258	671	276	725
10	12/10/17	181	17	181	167	193	541	592	5450	30	181.67	- 181.81	= -0.15	258	671	276	725
11	12/17/17	181	17	205	189	148	542	593	5992	33	181.58	- 181.67	= -0.09	258	671	276	725
12	12/24/17	181	17	213	193	265	671	722	6663	36	185.08	- 181.58	= 3.51	265	671	282	725
				213 --- 25 Pins Over Average -- Other Awards													
				265 --- 75 Pins Over Average -- Other Awards													
13	12/31/17	185	13	223	138	167	528	567	7191	39	184.38	- 185.08	= -0.70	265	671	282	725
				223 --- 25 Pins Over Average -- Other Awards													
14	01/07/18	184	14	179	170	173	522	564	7713	42	183.64	- 184.38	= -0.74	265	671	282	725
15	01/14/18	183	15	214	171	247	632	677	8345	45	185.44	- 183.64	= 1.80	265	671	282	725
				214 --- 25 Pins Over Average -- Other Awards													
				247 --- 50 Pins Over Average -- Other Awards													
16	01/21/18	185	13	234	216	170	620	659	8965	48	186.77	- 185.44	= 1.33	265	671	282	725
				234 --- 25 Pins Over Average -- Other Awards													
				216 --- 25 Pins Over Average -- Other Awards													
17	01/28/18	186	12	195	194	148	537	573	9502	51	186.31	- 186.77	= -0.46	265	671	282	725
18	02/04/18	186	12	192	122	184	498	534	10000	54	185.19	- 186.31	= -1.13	265	671	282	725
19	02/11/18	185	13	190	211	244	645	684	10645	57	186.75	- 185.19	= 1.57	265	671	282	725
				211 --- 25 Pins Over Average -- Other Awards													
				244 --- 50 Pins Over Average -- Other Awards													
20	02/18/18	186	12	212	191	184	587	623	11232	60	187.20	- 186.75	= 0.45	265	671	282	725
				212 --- 25 Pins Over Average -- Other Awards													
21	02/25/18	187	11	215	204	172	591	624	11823	63	187.67	- 187.20	= 0.47	265	671	282	725
				215 --- 25 Pins Over Average -- Other Awards													
22	03/04/18	187	11	205	171	177	553	586	12376	66	187.52	- 187.67	= -0.15	265	671	282	725
23	03/11/18	187	11	209	180	170	559	592	12935	69	187.46	- 187.52	= -0.05	265	671	282	725
24	03/18/18	187	11	173	182	191	546	579	13481	72	187.24	- 187.46	= -0.23	265	671	282	725
25	03/25/18	187	11	168	203	174	545	578	14026	75	187.01	- 187.24	= -0.22	265	671	282	725

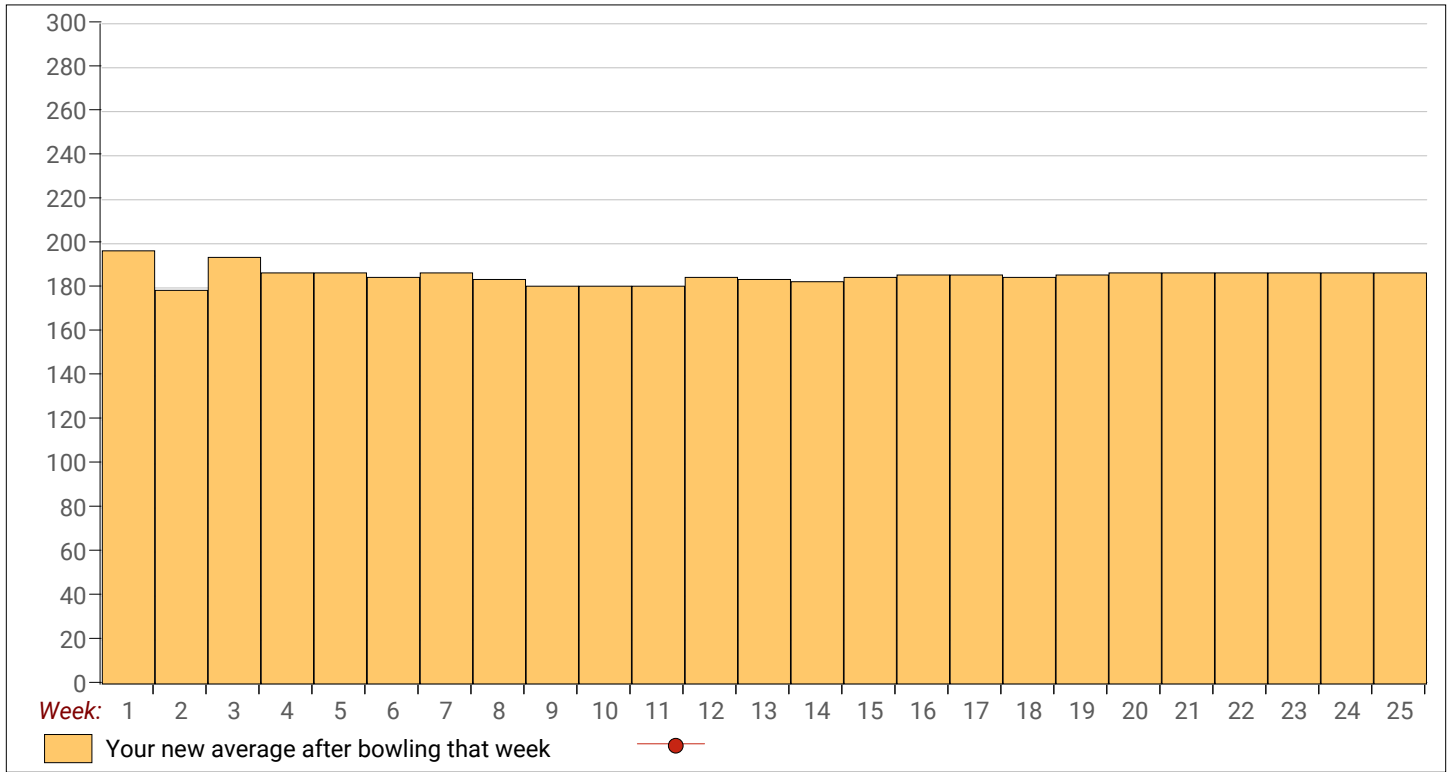
<u><100</u>	<u>100's</u>	<u>125's</u>	<u>150's</u>	<u>175's</u>	<u>200's</u>	<u>225's</u>	<u>250's</u>	<u>275's</u>	<u>300's</u>
	1	5	23	23	18	3	2		
<u><400</u>	<u>400's</u>	<u>450's</u>	<u>500's</u>	<u>550's</u>	<u>600's</u>	<u>650's</u>	<u>700's</u>	<u>750's</u>	<u>800's</u>
		5	8	7	3	2			
<u>Ave of Game 1</u>			<u>Ave of Game 2</u>			<u>Ave of Game 3</u>			
196.12			180.32			184.60			

High game of 265 on week 12 High series of 671 on week 3 High average of 197.33 after bowling week 1
 Low game of 122 on week 18 Low series of 481 on week 9 Low average of 179.67 after bowling week 2

High Scores by Game

Game #1: 234 on week 16 Game #2: 216 on week 16 Game #3: 265 on week 12

Note: This report includes information through March 25 which is Week 25 of 25



Note: This report includes information through March 25 which is Week 25 of 25

Dorothy Goldspring's Bowling Record - Team 17: Team 17

Week No.	Bowling Date	Old Ave	Old HDCP	HDCP							---Average Change---			High Game	High Sers	HDCP Game	HDCP Sers		
				-1-	-2-	-3-	Total	Total	Pins	Gms	New	Old	---> +/-						
1	10/08/17	164	32	157	161	174	492	588	492	3	164.00	-	0.00	=	164.00	174	492	206	588
2	10/15/17	164	32	165	158	204	527	623	1019	6	169.83	-	164.00	=	5.83	204	527	236	623
				204 --- 25 Pins Over Average -- Other Awards															
3	10/22/17	169	27	178	180	138	496	577	1515	9	168.33	-	169.83	=	-1.50	204	527	236	623
4	10/29/17	168	28	211	139	192	542	626	2057	12	171.42	-	168.33	=	3.08	211	542	239	626
				211 --- 25 Pins Over Average -- Other Awards															
5	11/05/17	171	26	149	144	168	461	539	2518	15	167.87	-	171.42	=	-3.55	211	542	239	626
6	11/12/17	167	29	194	170	180	544	631	3062	18	170.11	-	167.87	=	2.24	211	544	239	631
				194 --- 25 Pins Over Average -- Other Awards															
7	11/19/17	170	27	193	201	182	576	657	3638	21	173.24	-	170.11	=	3.13	211	576	239	657
				201 --- 25 Pins Over Average -- Other Awards															
8	11/26/17	173	24	155	153	203	511	583	4149	24	172.88	-	173.24	=	-0.36	211	576	239	657
				203 --- 25 Pins Over Average -- Other Awards															
9	12/03/17	172	25	165	180	149	494	569	4643	27	171.96	-	172.88	=	-0.91	211	576	239	657
10	12/10/17	171	26	184	127	180	491	569	5134	30	171.13	-	171.96	=	-0.83	211	576	239	657
11	12/17/17	171	26	168	158	155	481	559	5615	33	170.15	-	171.13	=	-0.98	211	576	239	657
12	12/24/17	170	27	163	158	161	482	563	6097	36	169.36	-	170.15	=	-0.79	211	576	239	657
13	12/31/17	169	27	166	183	163	512	593	6609	39	169.46	-	169.36	=	0.10	211	576	239	657
14	01/07/18	169	27	197	192	154	543	624	7152	42	170.29	-	169.46	=	0.82	211	576	239	657
				197 --- 25 Pins Over Average -- Other Awards															
15	01/14/18	170	27	150	187	161	498	579	7650	45	170.00	-	170.29	=	-0.29	211	576	239	657
16	01/21/18	170	27	181	169	234	584	665	8234	48	171.54	-	170.00	=	1.54	234	584	261	665
				234 --- 50 Pins Over Average -- Other Awards															
17	01/28/18	171	26	163	196	205	564	642	8798	51	172.51	-	171.54	=	0.97	234	584	261	665
				196 --- 25 Pins Over Average -- Other Awards															
				205 --- 25 Pins Over Average -- Other Awards															
18	02/04/18	172	25	169	169	164	502	577	9300	54	172.22	-	172.51	=	-0.29	234	584	261	665
19	02/11/18	172	25	92	210	155	457	532	9757	57	171.18	-	172.22	=	-1.05	234	584	261	665
				210 --- 25 Pins Over Average -- Other Awards															
20	02/18/18	171	26	173	156	148	477	555	10234	60	170.57	-	171.18	=	-0.61	234	584	261	665
21	02/25/18	170	27	138	162	157	457	538	10691	63	169.70	-	170.57	=	-0.87	234	584	261	665
22	03/04/18	169	27	174	147	166	487	568	11178	66	169.36	-	169.70	=	-0.33	234	584	261	665
23	03/11/18	169	27	209	143	199	551	632	11729	69	169.99	-	169.36	=	0.62	234	584	261	665
				209 --- 25 Pins Over Average -- Other Awards															
				199 --- 25 Pins Over Average -- Other Awards															
24	03/18/18	169	27	146	208	158	512	593	12241	72	170.01	-	169.99	=	0.03	234	584	261	665
				208 --- 25 Pins Over Average -- Other Awards															
25	03/25/18	170	27	137	155	157	449	530	12690	75	169.20	-	170.01	=	-0.81	234	584	261	665

<u><100</u>	<u>100's</u>	<u>125's</u>	<u>150's</u>	<u>175's</u>	<u>200's</u>	<u>225's</u>	<u>250's</u>	<u>275's</u>	<u>300's</u>
1		12	36	17	8	1			
<u><400</u>	<u>400's</u>	<u>450's</u>	<u>500's</u>	<u>550's</u>	<u>600's</u>	<u>650's</u>	<u>700's</u>	<u>750's</u>	<u>800's</u>
	1	12	8	4					

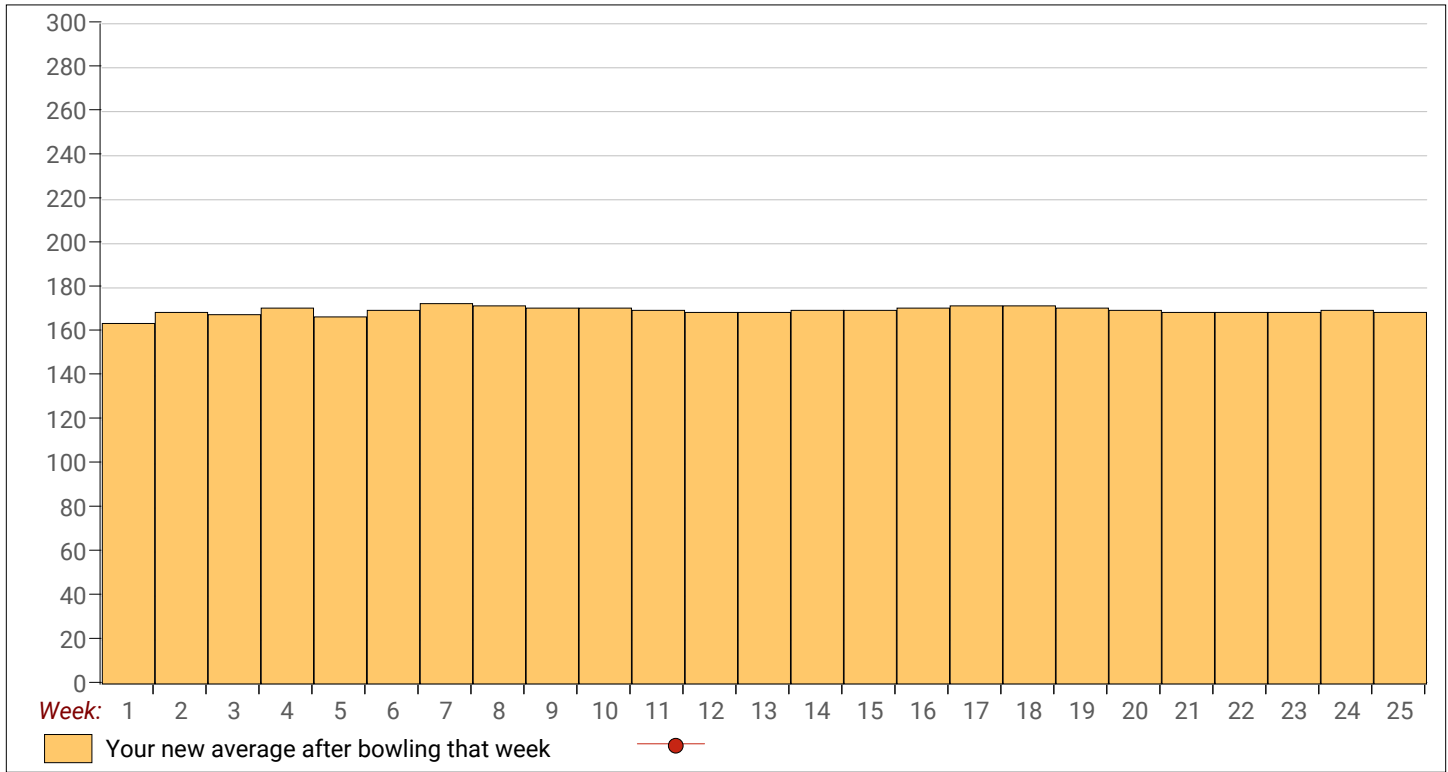
<u>Ave of Game 1</u>	<u>Ave of Game 2</u>	<u>Ave of Game 3</u>
167.08	168.24	172.28

High game of **234** on week **16** High series of **584** on week **16** High average of **173.24** after bowling week **7**
 Low game of **92** on week **19** Low series of **449** on week **25** Low average of **164.00** after bowling week **1**

High Scores by Game

Game #1: **211** on week **4** Game #2: **210** on week **19** Game #3: **234** on week **16**

Note: This report includes information through March 25 which is Week 25 of 25



Note: This report includes information through March 25 which is Week 25 of 25

John Sirois's Bowling Record - Team 17: Team 17

Week No.	Bowling Date	Old Ave	Old HDCP	HDCP							---Average Change---			High Game	High Sers	HDCP Game	HDCP Sers	
				-1-	-2-	-3-	Total	Total	Pins	Gms	New	Old	---> +/-					
1	10/08/17	168	28	189	143	174	506	590	506	3	168.67	-	0.00	= 168.67	189	506	217	590
2	10/15/17	168	28	178	169	176	523	607	1029	6	171.50	-	168.67	= 2.83	189	523	217	607
3	10/22/17	171	26	175	221	194	590	668	1619	9	179.89	-	171.50	= 8.39	221	590	247	668
221 --- 50 Pins Over Average -- Other Awards																		
4	10/29/17	179	18	199	169	187	555	609	2174	12	181.17	-	179.89	= 1.28	221	590	247	668
5	11/05/17	181	17	141	166	125	432	483	2606	15	173.73	-	181.17	= -7.43	221	590	247	668
6	11/12/17	173	24	149	175	202	526	598	3132	18	174.00	-	173.73	= 0.27	221	590	247	668
202 --- 25 Pins Over Average -- Other Awards																		
7	11/19/17	174	23	184	179	183	546	615	3678	21	175.14	-	174.00	= 1.14	221	590	247	668
8	11/26/17	175	22	190	175	214	579	645	4257	24	177.38	-	175.14	= 2.23	221	590	247	668
214 --- 25 Pins Over Average -- Other Awards																		
9	12/03/17	177	20	159	183	184	526	586	4783	27	177.15	-	177.38	= -0.23	221	590	247	668
10	12/10/17	177	20	205	170	151	526	586	5309	30	176.97	-	177.15	= -0.18	221	590	247	668
205 --- 25 Pins Over Average -- Other Awards																		
11	12/17/17	176	21	186	180	181	547	610	5856	33	177.45	-	176.97	= 0.49	221	590	247	668
12	12/24/17	177	20	193	203	186	582	642	6438	36	178.83	-	177.45	= 1.38	221	590	247	668
203 --- 25 Pins Over Average -- Other Awards																		
13	12/31/17	178	19	139	177	171	487	544	6925	39	177.56	-	178.83	= -1.27	221	590	247	668
14	01/07/18	177	20	168	214	200	582	642	7507	42	178.74	-	177.56	= 1.17	221	590	247	668
214 --- 25 Pins Over Average -- Other Awards																		
15	01/14/18	178	19	177	167	163	507	564	8014	45	178.09	-	178.74	= -0.65	221	590	247	668
16	01/21/18	178	19	162	182	170	514	571	8528	48	177.67	-	178.09	= -0.42	221	590	247	668
17	01/28/18	177	20	158	197	168	523	583	9051	51	177.47	-	177.67	= -0.20	221	590	247	668
18	02/04/18	177	20	172	188	165	525	585	9576	54	177.33	-	177.47	= -0.14	221	590	247	668
19	02/11/18	177	20	189	157	210	556	616	10132	57	177.75	-	177.33	= 0.42	221	590	247	668
210 --- 25 Pins Over Average -- Other Awards																		
20	02/18/18	177	20	168	201	182	551	611	10683	60	178.05	-	177.75	= 0.30	221	590	247	668
21	02/25/18	178	19	182	180	211	573	630	11256	63	178.67	-	178.05	= 0.62	221	590	247	668
211 --- 25 Pins Over Average -- Other Awards																		
22	03/04/18	178	19	159	166	133	458	515	11714	66	177.48	-	178.67	= -1.18	221	590	247	668
23	03/11/18	177	20	160	176	186	522	582	12236	69	177.33	-	177.48	= -0.15	221	590	247	668
24	03/18/18	177	20	187	242	172	601	661	12837	72	178.29	-	177.33	= 0.96	242	601	262	668
242 --- 50 Pins Over Average -- Other Awards																		
25	03/25/18	178	19	148	201	191	540	597	13377	75	178.36	-	178.29	= 0.07	242	601	262	668

<u><100</u>	<u>100's</u>	<u>125's</u>	<u>150's</u>	<u>175's</u>	<u>200's</u>	<u>225's</u>	<u>250's</u>	<u>275's</u>	<u>300's</u>
		7	23	33	11	1			
<u><400</u>	<u>400's</u>	<u>450's</u>	<u>500's</u>	<u>550's</u>	<u>600's</u>	<u>650's</u>	<u>700's</u>	<u>750's</u>	<u>800's</u>
	1	2	13	8	1				

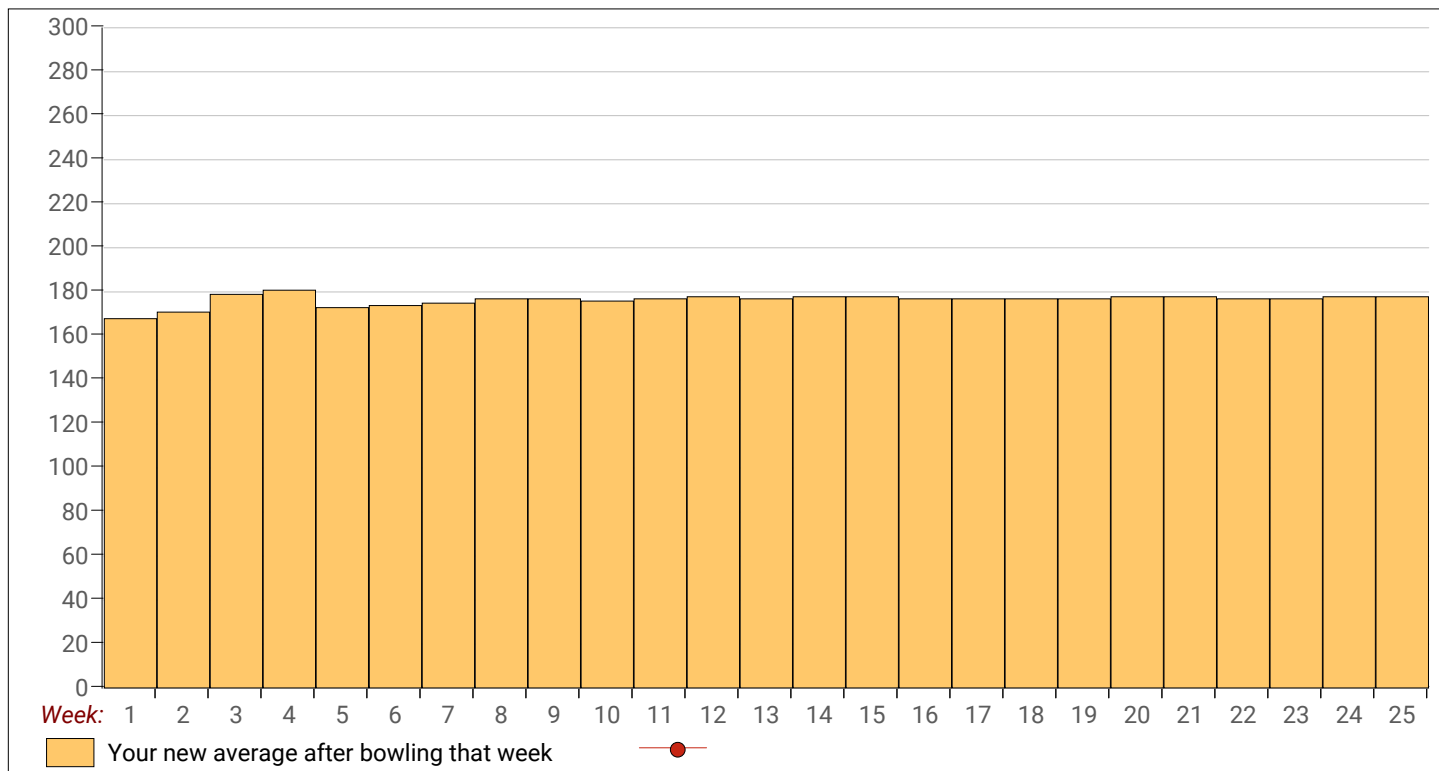
<u>Ave of Game 1</u>	<u>Ave of Game 2</u>	<u>Ave of Game 3</u>
172.68	183.24	179.16

High game of 242 on week 24 High series of 601 on week 24 High average of 181.17 after bowling week 4
 Low game of 125 on week 5 Low series of 432 on week 5 Low average of 168.67 after bowling week 1

High Scores by Game

Game #1: 205 on week 10 Game #2: 242 on week 24 Game #3: 214 on week 8

Note: This report includes information through March 25 which is Week 25 of 25



Note: This report includes information through March 25 which is Week 25 of 25

Jackie Peterson's Bowling Record - Team 18: Team 18

Week No.	Bowling Date	Old Ave	Old HDCP	HDCP				---Average Change---			High Game	High Sers	HDCP Game	HDCP Sers			
				-1-	-2-	-3-	Total	Total	Pins	Gms					New - Old	---> +/-	
1	10/08/17	120	72	91	101	168	360	576	360	3	120.00	- 0.00	= 120.00	168	360	240	576
2	10/15/17	120	72	121	116	135	372	588	732	6	122.00	- 120.00	= 2.00	168	372	240	588
3	10/22/17	122	70	156	137	133	426	636	1158	9	128.67	- 122.00	= 6.67	168	426	240	636
				156 --- 25 Pins Over Average -- Other Awards													
4	10/29/17	128	64	113	116	107	336	528	1494	12	124.50	- 128.67	= -4.17	168	426	240	636
5	11/05/17	124	68	112	131	121	364	568	1858	15	123.87	- 124.50	= -0.63	168	426	240	636
6	11/12/17	123	69	107	106	120	333	540	2191	18	121.72	- 123.87	= -2.14	168	426	240	636
7	11/19/17	121	71	163	159	135	457	670	2648	21	126.10	- 121.72	= 4.37	168	457	240	670
				163 --- 25 Pins Over Average -- Other Awards													
				159 --- 25 Pins Over Average -- Other Awards													
8	11/26/17	126	66	97	147	107	351	549	2999	24	124.96	- 126.10	= -1.14	168	457	240	670
9	12/03/17	124	68	79	117	107	303	507	3302	27	122.30	- 124.96	= -2.66	168	457	240	670
10	12/10/17	122	70	122	101	111	334	544	3636	30	121.20	- 122.30	= -1.10	168	457	240	670
11	12/17/17	121	71	169	147	162	478	691	4114	33	124.67	- 121.20	= 3.47	169	478	240	691
				169 --- 25 Pins Over Average -- Other Awards													
				147 --- 25 Pins Over Average -- Other Awards													
				162 --- 25 Pins Over Average -- Other Awards													
12	12/24/17	124	68	178	136	157	471	675	4585	36	127.36	- 124.67	= 2.69	178	478	246	691
				178 --- 50 Pins Over Average -- Other Awards													
				157 --- 25 Pins Over Average -- Other Awards													
13	12/31/17	127	65	141	158	124	423	618	5008	39	128.41	- 127.36	= 1.05	178	478	246	691
				158 --- 25 Pins Over Average -- Other Awards													
14	01/07/18	128	64	173	157	166	496	688	5504	42	131.05	- 128.41	= 2.64	178	496	246	691
				173 --- 25 Pins Over Average -- Other Awards													
				157 --- 25 Pins Over Average -- Other Awards													
				166 --- 25 Pins Over Average -- Other Awards													
15	01/14/18	131	62	189	189	166	544	730	6048	45	134.40	- 131.05	= 3.35	189	544	251	730
				189 --- 50 Pins Over Average -- Other Awards													
				189 --- 50 Pins Over Average -- Other Awards													
				166 --- 25 Pins Over Average -- Other Awards													
16	01/21/18	134	59	144	124	166	434	611	6482	48	135.04	- 134.40	= 0.64	189	544	251	730
				166 --- 25 Pins Over Average -- Other Awards													
17	01/28/18	135	58	198	135	182	515	689	6997	51	137.20	- 135.04	= 2.15	198	544	256	730
				198 --- 50 Pins Over Average -- Other Awards													
				182 --- 25 Pins Over Average -- Other Awards													
18	02/04/18	137	56	137	156	149	442	610	7439	54	137.76	- 137.20	= 0.56	198	544	256	730
19	02/11/18	137	56	176	127	145	448	616	7887	57	138.37	- 137.76	= 0.61	198	544	256	730
				176 --- 25 Pins Over Average -- Other Awards													
20	02/18/18	138	55	136	151	128	415	580	8302	60	138.37	- 138.37	= 0.00	198	544	256	730
21	02/25/18	138	55	177	146	161	484	649	8786	63	139.46	- 138.37	= 1.09	198	544	256	730
				177 --- 25 Pins Over Average -- Other Awards													
22	03/04/18	139	54	120	149	176	445	607	9231	66	139.86	- 139.46	= 0.40	198	544	256	730
				176 --- 25 Pins Over Average -- Other Awards													
23	03/11/18	139	54	167	147	123	437	599	9668	69	140.12	- 139.86	= 0.25	198	544	256	730
				167 --- 25 Pins Over Average -- Other Awards													
24	03/18/18	140	54	138	143	148	429	591	10097	72	140.24	- 140.12	= 0.12	198	544	256	730
25	03/25/18	140	54	163	152	124	439	601	10536	75	140.48	- 140.24	= 0.24	198	544	256	730

<u><100</u>	<u>100's</u>	<u>125's</u>	<u>150's</u>	<u>175's</u>	<u>200's</u>	<u>225's</u>	<u>250's</u>	<u>275's</u>	<u>300's</u>
3	22	23	19	8					
<u><400</u>	<u>400's</u>	<u>450's</u>	<u>500's</u>	<u>550's</u>	<u>600's</u>	<u>650's</u>	<u>700's</u>	<u>750's</u>	<u>800's</u>
8	10	5	2						

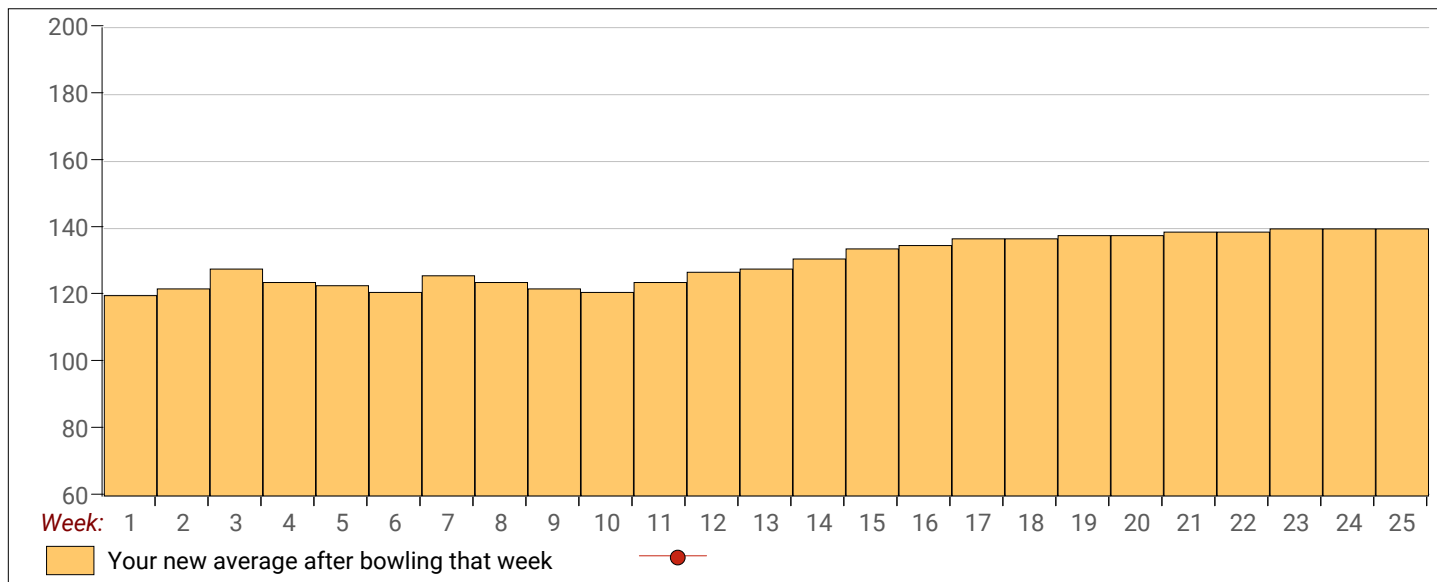
<u>Ave of Game 1</u>	<u>Ave of Game 2</u>	<u>Ave of Game 3</u>
142.68	137.92	140.84

Note: This report includes information through March 25 which is Week 25 of 25

High game of 198 on week 17 High series of 544 on week 15 High average of 140.48 after bowling week 25
 Low game of 79 on week 9 Low series of 303 on week 9 Low average of 120.00 after bowling week 1

High Scores by Game

Game #1: 198 on week 17 Game #2: 189 on week 15 Game #3: 182 on week 17



Note: This report includes information through March 25 which is Week 25 of 25

Don Renollett's Bowling Record - Team 18: Team 18

Week No.	Bowling Date	Old Ave	Old HDCP	HDCP							---Average Change---			High Game	High Sers	HDCP Game	HDCP Sers	
				-1-	-2-	-3-	Total	Total	Pins	Gms	New	Old	---> +/-					
1	10/08/17	147	47	159	143	141	443	584	443	3	147.67	-	0.00	= 147.67	159	443	206	584
2	10/15/17	147	47	121	109	125	355	496	798	6	133.00	-	147.67	= -14.67	159	443	206	584
3	10/22/17	133	60	169	194	135	498	678	1296	9	144.00	-	133.00	= 11.00	194	498	254	678
				169 --- 25 Pins Over Average -- Other Awards														
				194 --- 50 Pins Over Average -- Other Awards														
4	10/29/17	144	50	147	107	126	380	530	1676	12	139.67	-	144.00	= -4.33	194	498	254	678
5	11/05/17	139	54	185	183	136	504	666	2180	15	145.33	-	139.67	= 5.67	194	504	254	678
				185 --- 25 Pins Over Average -- Other Awards														
				183 --- 25 Pins Over Average -- Other Awards														
6	11/12/17	145	49	158	136	179	473	620	2653	18	147.39	-	145.33	= 2.06	194	504	254	678
				179 --- 25 Pins Over Average -- Other Awards														
7	11/19/17	147	47	123	166	156	445	586	3098	21	147.52	-	147.39	= 0.13	194	504	254	678
8	11/26/17	147	47	164	180	180	524	665	3622	24	150.92	-	147.52	= 3.39	194	524	254	678
				180 --- 25 Pins Over Average -- Other Awards														
				180 --- 25 Pins Over Average -- Other Awards														
9	12/03/17	150	45	105	131	150	386	521	4008	27	148.44	-	150.92	= -2.47	194	524	254	678
10	12/10/17	148	46	150	160	110	420	558	4428	30	147.60	-	148.44	= -0.84	194	524	254	678
11	12/17/17	147	47	178	158	187	523	664	4951	33	150.03	-	147.60	= 2.43	194	524	254	678
				178 --- 25 Pins Over Average -- Other Awards														
				187 --- 25 Pins Over Average -- Other Awards														
12	12/24/17	150	45	166	176	199	541	676	5492	36	152.56	-	150.03	= 2.53	199	541	254	678
				176 --- 25 Pins Over Average -- Other Awards														
				199 --- 25 Pins Over Average -- Other Awards														
13	12/31/17	152	43	134	141	149	424	553	5916	39	151.69	-	152.56	= -0.86	199	541	254	678
14	01/07/18	151	44	171	155	190	516	648	6432	42	153.14	-	151.69	= 1.45	199	541	254	678
				190 --- 25 Pins Over Average -- Other Awards														
15	01/14/18	153	42	165	138	171	474	600	6906	45	153.47	-	153.14	= 0.32	199	541	254	678
16	01/21/18	153	42	172	162	146	480	606	7386	48	153.88	-	153.47	= 0.41	199	541	254	678
17	01/28/18	153	42	166	181	154	501	627	7887	51	154.65	-	153.88	= 0.77	199	541	254	678
				181 --- 25 Pins Over Average -- Other Awards														
18	02/04/18	154	41	191	157	142	490	613	8377	54	155.13	-	154.65	= 0.48	199	541	254	678
				191 --- 25 Pins Over Average -- Other Awards														
19	02/11/18	155	40	178	156	94	428	548	8805	57	154.47	-	155.13	= -0.66	199	541	254	678
20	02/18/18	154	41	142	199	152	493	616	9298	60	154.97	-	154.47	= 0.49	199	541	254	678
				199 --- 25 Pins Over Average -- Other Awards														
21	02/25/18	154	41	155	202	189	546	669	9844	63	156.25	-	154.97	= 1.29	202	546	254	678
				202 --- 25 Pins Over Average -- Other Awards														
				189 --- 25 Pins Over Average -- Other Awards														
22	03/04/18	156	39	179	171	212	562	679	10406	66	157.67	-	156.25	= 1.41	212	562	254	679
				212 --- 50 Pins Over Average -- Other Awards														
23	03/11/18	157	38	176	185	179	540	654	10946	69	158.64	-	157.67	= 0.97	212	562	254	679
				185 --- 25 Pins Over Average -- Other Awards														
24	03/18/18	158	37	169	172	214	555	666	11501	72	159.74	-	158.64	= 1.10	214	562	254	679
				214 --- 50 Pins Over Average -- Other Awards														
25	03/25/18	159	36	226	168	188	582	690	12083	75	161.11	-	159.74	= 1.37	226	582	262	690
				226 --- 50 Pins Over Average -- Other Awards														
				188 --- 25 Pins Over Average -- Other Awards														

<u><100</u>	<u>100's</u>	<u>125's</u>	<u>150's</u>	<u>175's</u>	<u>200's</u>	<u>225's</u>	<u>250's</u>	<u>275's</u>	<u>300's</u>
1	6	16	27	21	3	1			
<u><400</u>	<u>400's</u>	<u>450's</u>	<u>500's</u>	<u>550's</u>	<u>600's</u>	<u>650's</u>	<u>700's</u>	<u>750's</u>	<u>800's</u>
3	5	6	8	3					

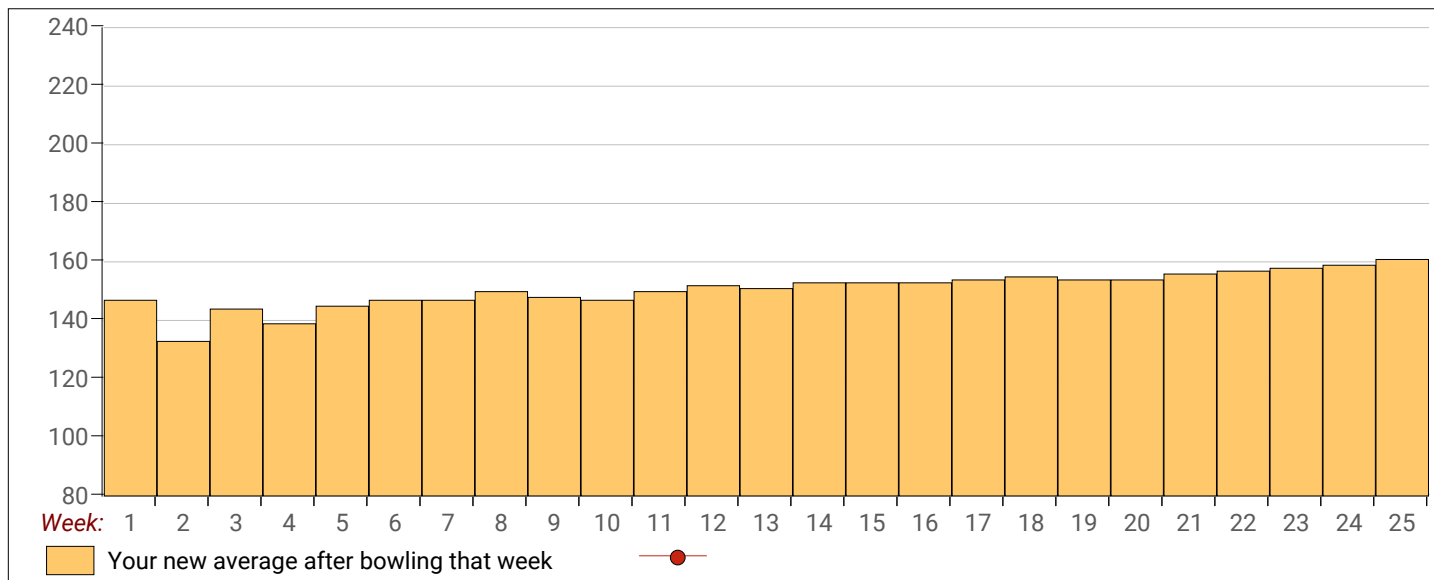
<u>Ave of Game 1</u>	<u>Ave of Game 2</u>	<u>Ave of Game 3</u>
161.96	161.20	160.16

Note: This report includes information through March 25 which is Week 25 of 25

High game of 226 on week 25 High series of 582 on week 25 High average of 161.11 after bowling week 25
Low game of 94 on week 19 Low series of 355 on week 2 Low average of 133.00 after bowling week 2

High Scores by Game

Game #1: 226 on week 25 Game #2: 202 on week 21 Game #3: 214 on week 24



Note: This report includes information through March 25 which is Week 25 of 25

Rhonda Klein's Bowling Record - Team 19: Ro & Lo

Week No.	Bowling Date	Old Ave	Old HDCP	-1-	-2-	-3-	Total	HDCP Total	Pins	Gms	---Average Change---			High Game	High Sers	HDCP Game	HDCP Sers	
											New - Old	--->	+/-					
1	10/08/17	0	0	a110	a110	a110	330	330	0	0	-	0.00	=	0.00	0	0		
2	10/15/17	0	0	a110	a110	a110	330	330	0	0	-	0.00	=	0.00	0	0		
3	10/22/17	0	0	a110	a110	a110	330	330	0	0	-	0.00	=	0.00	0	0		
4	10/29/17	0	0	a110	a110	a110	330	330	0	0	-	0.00	=	0.00	0	0		
5	11/05/17	0	0	a110	a110	a110	330	330	0	0	-	0.00	=	0.00	0	0		
6	11/12/17	0	0	a110	a110	a110	330	330	0	0	-	0.00	=	0.00	0	0		
7	11/19/17	0	0	a110	a110	a110	330	330	0	0	-	0.00	=	0.00	0	0		
8	11/26/17	0	0	a110	a110	a110	330	330	0	0	-	0.00	=	0.00	0	0		
9	12/03/17	0	0	a110	a110	a110	330	330	0	0	-	0.00	=	0.00	0	0		
10	12/10/17	0	0	a110	a110	a110	330	330	0	0	-	0.00	=	0.00	0	0		
11	12/17/17	0	0	a110	a110	a110	330	330	0	0	-	0.00	=	0.00	0	0		
12	12/24/17	0	0	a110	a110	a110	330	330	0	0	-	0.00	=	0.00	0	0		
13	12/31/17	0	0	a110	a110	a110	330	330	0	0	-	0.00	=	0.00	0	0		
14	01/07/18	0	0	a110	a110	a110	330	330	0	0	-	0.00	=	0.00	0	0		
15	01/14/18	0	0	a110	a110	a110	330	330	0	0	-	0.00	=	0.00	0	0		
16	01/21/18	0	0	a110	a110	a110	330	330	0	0	-	0.00	=	0.00	0	0		
17	01/28/18	0	0	a110	a110	a110	330	330	0	0	-	0.00	=	0.00	0	0		
18	02/04/18	0	0	a110	a110	a110	330	330	0	0	-	0.00	=	0.00	0	0		
19	02/11/18	0	0	a110	a110	a110	330	330	0	0	-	0.00	=	0.00	0	0		
20	02/18/18	0	0	a110	a110	a110	330	330	0	0	-	0.00	=	0.00	0	0		
21	02/25/18	0	0	a110	a110	a110	330	330	0	0	-	0.00	=	0.00	0	0		
22	03/04/18	0	0	a110	a110	a110	330	330	0	0	-	0.00	=	0.00	0	0		
23	03/11/18	0	0	a110	a110	a110	330	330	0	0	-	0.00	=	0.00	0	0		
24	03/18/18	0	0	a110	a110	a110	330	330	0	0	-	0.00	=	0.00	0	0		
25	03/25/18	0	0	a110	a110	a110	330	330	0	0	-	0.00	=	0.00	0	0		

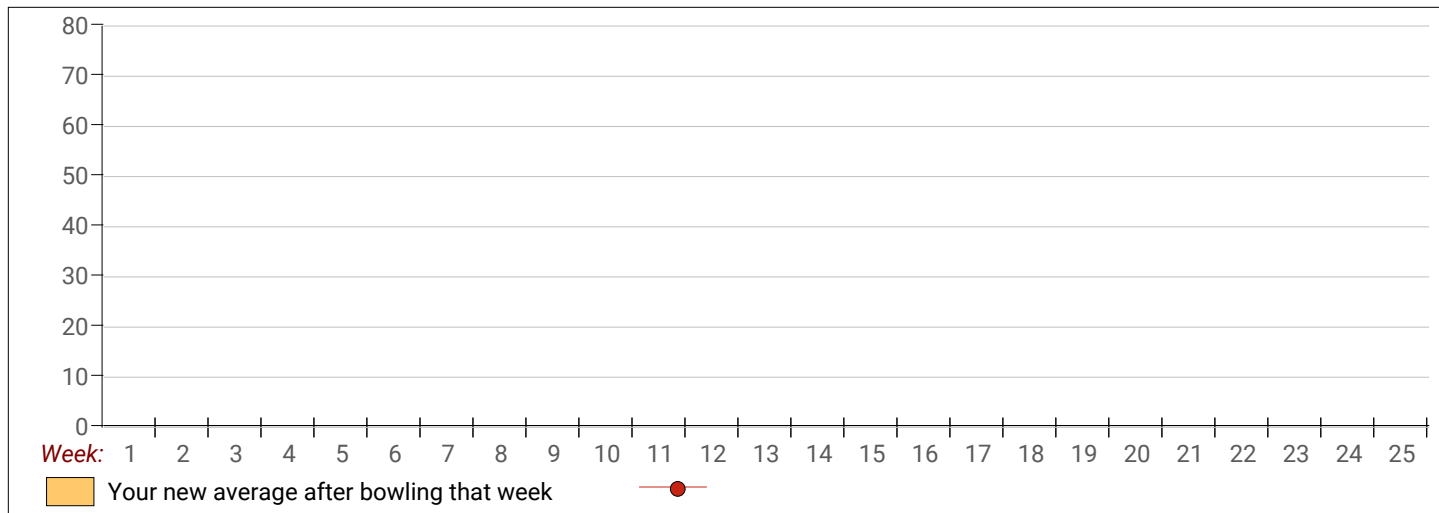
- <100
- 100's
- 125's
- 150's
- 175's
- 200's
- 225's
- 250's
- 275's
- 300's
- <400
- 400's
- 450's
- 500's
- 550's
- 600's
- 650's
- 700's
- 750's
- 800's

Ave of Game 1 Ave of Game 2 Ave of Game 3

High game of 0 on week 0 High series of 0 on week 0 High average of 0.00 after bowling week 25
 Low game of 0 on week 0 Low series of 0 on week 0 Low average of 0.00 after bowling week 25

High Scores by Game

Game #1: 0 on week 0 Game #2: 0 on week 0 Game #3: 0 on week 0



Note: This report includes information through March 25 which is Week 25 of 25

Loraine Akers's Bowling Record - Team 19: Ro & Lo

Week No.	Bowling Date	Old Ave	Old HDCP	-1-	-2-	-3-	Total	HDCP		---Average Change---			High Game	High Sers	HDCP Game	HDCP Sers
								Total	Pins	Gms	New	Old				
1	10/08/17	0	0	a110	a110	a110	330	330	0	0	-	0.00	=	0.00	0	0
2	10/15/17	0	0	a110	a110	a110	330	330	0	0	-	0.00	=	0.00	0	0
3	10/22/17	0	0	a110	a110	a110	330	330	0	0	-	0.00	=	0.00	0	0
4	10/29/17	0	0	a110	a110	a110	330	330	0	0	-	0.00	=	0.00	0	0
5	11/05/17	0	0	a110	a110	a110	330	330	0	0	-	0.00	=	0.00	0	0
6	11/12/17	0	0	a110	a110	a110	330	330	0	0	-	0.00	=	0.00	0	0
7	11/19/17	0	0	a110	a110	a110	330	330	0	0	-	0.00	=	0.00	0	0
8	11/26/17	0	0	a110	a110	a110	330	330	0	0	-	0.00	=	0.00	0	0
9	12/03/17	0	0	a110	a110	a110	330	330	0	0	-	0.00	=	0.00	0	0
10	12/10/17	0	0	a110	a110	a110	330	330	0	0	-	0.00	=	0.00	0	0
11	12/17/17	0	0	a110	a110	a110	330	330	0	0	-	0.00	=	0.00	0	0
12	12/24/17	0	0	a110	a110	a110	330	330	0	0	-	0.00	=	0.00	0	0
13	12/31/17	0	0	a110	a110	a110	330	330	0	0	-	0.00	=	0.00	0	0
14	01/07/18	0	0	a110	a110	a110	330	330	0	0	-	0.00	=	0.00	0	0
15	01/14/18	0	0	a110	a110	a110	330	330	0	0	-	0.00	=	0.00	0	0
16	01/21/18	0	0	a110	a110	a110	330	330	0	0	-	0.00	=	0.00	0	0
17	01/28/18	0	0	a110	a110	a110	330	330	0	0	-	0.00	=	0.00	0	0
18	02/04/18	0	0	a110	a110	a110	330	330	0	0	-	0.00	=	0.00	0	0
19	02/11/18	0	0	a110	a110	a110	330	330	0	0	-	0.00	=	0.00	0	0
20	02/18/18	0	0	a110	a110	a110	330	330	0	0	-	0.00	=	0.00	0	0
21	02/25/18	0	0	a110	a110	a110	330	330	0	0	-	0.00	=	0.00	0	0
22	03/04/18	0	0	a110	a110	a110	330	330	0	0	-	0.00	=	0.00	0	0
23	03/11/18	0	0	a110	a110	a110	330	330	0	0	-	0.00	=	0.00	0	0
24	03/18/18	0	0	a110	a110	a110	330	330	0	0	-	0.00	=	0.00	0	0
25	03/25/18	0	0	a110	a110	a110	330	330	0	0	-	0.00	=	0.00	0	0

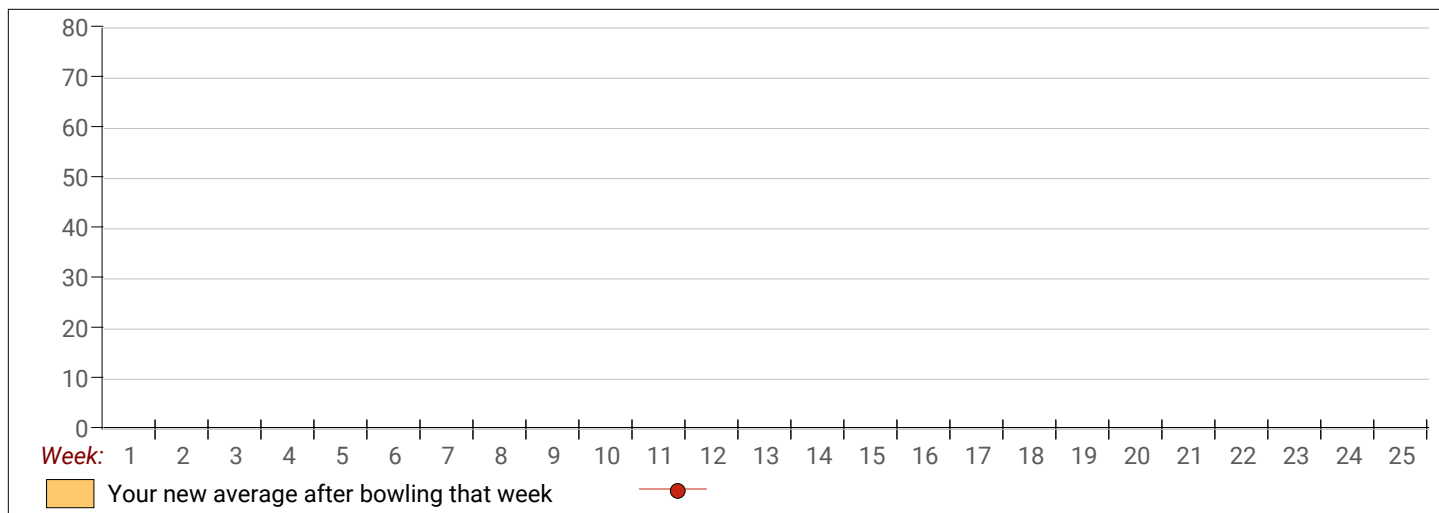
- <100
 - 100's
 - 125's
 - 150's
 - 175's
 - 200's
 - 225's
 - 250's
 - 275's
 - 300's
- <400
 - 400's
 - 450's
 - 500's
 - 550's
 - 600's
 - 650's
 - 700's
 - 750's
 - 800's

Ave of Game 1 Ave of Game 2 Ave of Game 3

High game of 0 on week 0 High series of 0 on week 0 High average of 0.00 after bowling week 25
 Low game of 0 on week 0 Low series of 0 on week 0 Low average of 0.00 after bowling week 25

High Scores by Game

Game #1: 0 on week 0 Game #2: 0 on week 0 Game #3: 0 on week 0



Note: This report includes information through March 25 which is Week 25 of 25

Beth Rosa's Bowling Record - Team 20: Slow Rollers

Week No.	Bowling Date	Old Ave	Old HDCP	HDCP				---Average Change---			High Game	High Sers	HDCP Game	HDCP Sers			
				-1-	-2-	-3-	Total	Total	Pins	Gms					New - Old	---> +/-	
1	10/08/17	144	50	133	177	123	433	583	433	3	144.33	- 0.00	= 144.33	177	433	227	583
2	10/15/17	144	50	127	159	138	424	574	857	6	142.83	- 144.33	= -1.50	177	433	227	583
3	10/22/17	142	52	111	154	156	421	577	1278	9	142.00	- 142.83	= -0.83	177	433	227	583
4	10/29/17	142	52	147	146	150	443	599	1721	12	143.42	- 142.00	= 1.42	177	443	227	599
5	11/05/17	143	51	140	160	163	463	616	2184	15	145.60	- 143.42	= 2.18	177	463	227	616
6	11/12/17	145	49	148	179	157	484	631	2668	18	148.22	- 145.60	= 2.62	179	484	228	631
				179 --- 25 Pins Over Average -- Other Awards													
7	11/19/17	148	46	128	171	140	439	577	3107	21	147.95	- 148.22	= -0.27	179	484	228	631
8	11/26/17	147	47	157	147	160	464	605	3571	24	148.79	- 147.95	= 0.84	179	484	228	631
9	12/03/17	148	46	179	161	174	514	652	4085	27	151.30	- 148.79	= 2.50	179	514	228	652
				179 --- 25 Pins Over Average -- Other Awards													
				174 --- 25 Pins Over Average -- Other Awards													
10	12/10/17	151	44	125	133	109	367	499	4452	30	148.40	- 151.30	= -2.90	179	514	228	652
11	12/17/17	148	46	137	155	157	449	587	4901	33	148.52	- 148.40	= 0.12	179	514	228	652
12	12/24/17	148	46	173	147	129	449	587	5350	36	148.61	- 148.52	= 0.10	179	514	228	652
				173 --- 25 Pins Over Average -- Other Awards													
13	12/31/17	148	46	171	147	177	495	633	5845	39	149.87	- 148.61	= 1.26	179	514	228	652
				177 --- 25 Pins Over Average -- Other Awards													
14	01/07/18	149	45	87	148	126	361	496	6206	42	147.76	- 149.87	= -2.11	179	514	228	652
15	01/14/18	147	47	157	155	143	455	596	6661	45	148.02	- 147.76	= 0.26	179	514	228	652
16	01/21/18	148	46	a138	a138	a138	414	552	6661	45	148.02	- 148.02	= 0.00	179	514	228	652
17	01/28/18	148	46	a138	a138	a138	414	552	6661	45	148.02	- 148.02	= 0.00	179	514	228	652
18	02/04/18	148	46	a138	a138	a138	414	552	6661	45	148.02	- 148.02	= 0.00	179	514	228	652
19	02/11/18	148	46	180	141	117	438	576	7099	48	147.90	- 148.02	= -0.13	180	514	228	652
				180 --- 25 Pins Over Average -- Other Awards													
20	02/18/18	147	47	125	130	159	414	555	7513	51	147.31	- 147.90	= -0.58	180	514	228	652
21	02/25/18	147	47	108	98	122	328	469	7841	54	145.20	- 147.31	= -2.11	180	514	228	652
22	03/04/18	145	49	111	93	103	307	454	8148	57	142.95	- 145.20	= -2.26	180	514	228	652
23	03/11/18	142	52	133	154	109	396	552	8544	60	142.40	- 142.95	= -0.55	180	514	228	652
24	03/18/18	142	52	116	173	189	478	634	9022	63	143.21	- 142.40	= 0.81	189	514	241	652
				173 --- 25 Pins Over Average -- Other Awards													
				189 --- 25 Pins Over Average -- Other Awards													
25	03/25/18	143	51	142	142	170	454	607	9476	66	143.58	- 143.21	= 0.37	189	514	241	652
				170 --- 25 Pins Over Average -- Other Awards													

<u><100</u>	<u>100's</u>	<u>125's</u>	<u>150's</u>	<u>175's</u>	<u>200's</u>	<u>225's</u>	<u>250's</u>	<u>275's</u>	<u>300's</u>
3	10	25	22	6					
<u><400</u>	<u>400's</u>	<u>450's</u>	<u>500's</u>	<u>550's</u>	<u>600's</u>	<u>650's</u>	<u>700's</u>	<u>750's</u>	<u>800's</u>
5	9	7	1						

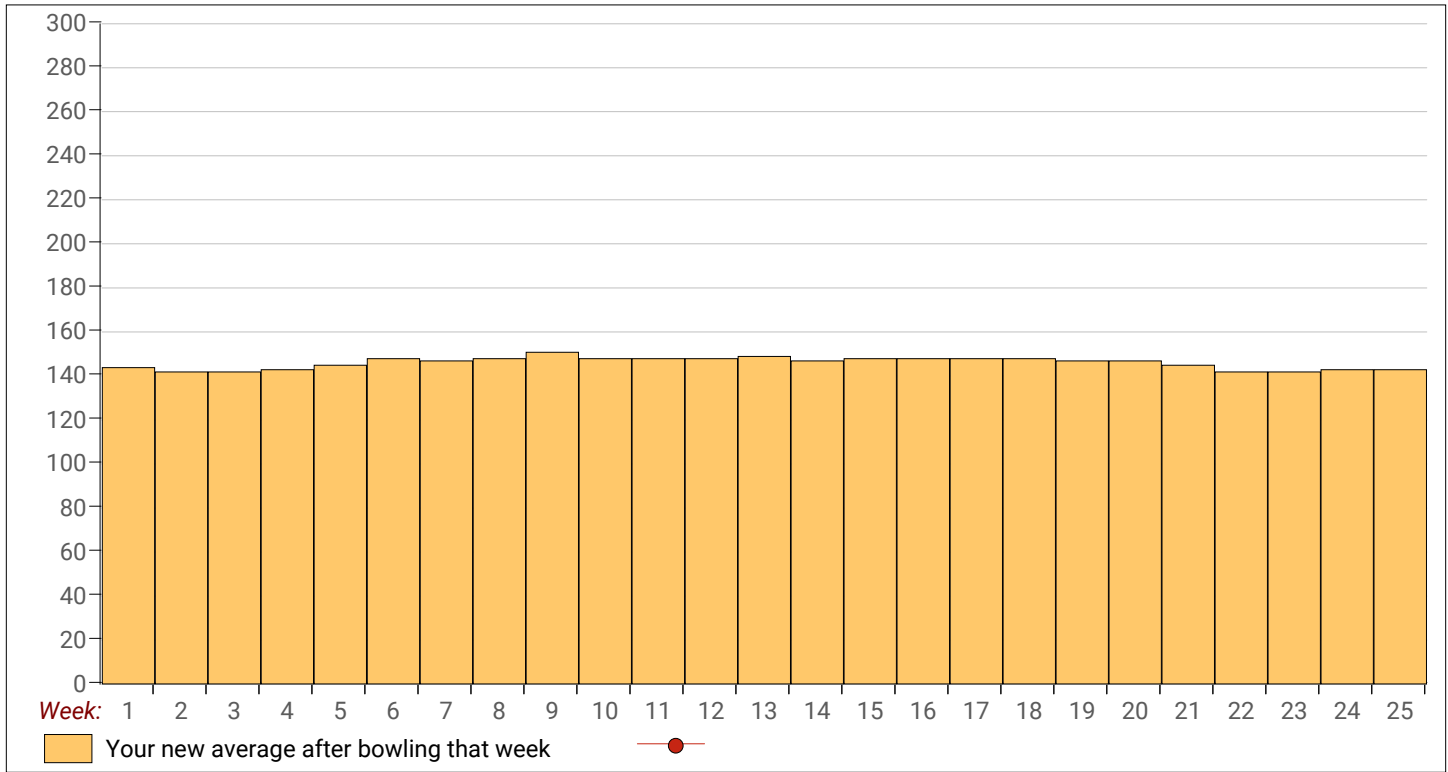
<u>Ave of Game 1</u>	<u>Ave of Game 2</u>	<u>Ave of Game 3</u>
137.95	148.64	144.14

High game of 189 on week 24 High series of 514 on week 9 High average of 151.30 after bowling week 9
 Low game of 87 on week 14 Low series of 307 on week 22 Low average of 142.00 after bowling week 3

High Scores by Game

Game #1: 180 on week 19 Game #2: 179 on week 6 Game #3: 189 on week 24

Note: This report includes information through March 25 which is Week 25 of 25



Note: This report includes information through March 25 which is Week 25 of 25

Steve Rosa's Bowling Record - Team 20: Slow Rollers

Week No.	Bowling Date	Old Ave	Old HDCP	HDCP				---Average Change---			High Game	High Sers	HDCP Game	HDCP Sers			
				-1-	-2-	-3-	Total	Total	Pins	Gms					New - Old	---> +/-	
1	10/08/17	240	0	222	234	265	721	721	721	3	240.33	- 0.00	= 240.33	265	721	265	721
2	10/15/17	240	0	205	187	213	605	605	1326	6	221.00	- 240.33	= -19.33	265	721	265	721
3	10/22/17	221	0	184	168	238	590	590	1916	9	212.89	- 221.00	= -8.11	265	721	265	721
4	10/29/17	212	0	198	258	170	626	626	2542	12	211.83	- 212.89	= -1.06	265	721	265	721
				258 --- 25 Pins Over Average -- Other Awards													
5	11/05/17	211	0	204	245	201	650	650	3192	15	212.80	- 211.83	= 0.97	265	721	265	721
				245 --- 25 Pins Over Average -- Other Awards													
6	11/12/17	212	0	202	189	192	583	583	3775	18	209.72	- 212.80	= -3.08	265	721	265	721
7	11/19/17	209	0	224	223	178	625	625	4400	21	209.52	- 209.72	= -0.20	265	721	265	721
8	11/26/17	209	0	202	213	211	626	626	5026	24	209.42	- 209.52	= -0.11	265	721	265	721
9	12/03/17	209	0	192	212	190	594	594	5620	27	208.15	- 209.42	= -1.27	265	721	265	721
10	12/10/17	208	0	214	215	225	654	654	6274	30	209.13	- 208.15	= 0.99	265	721	265	721
11	12/17/17	209	0	237	224	183	644	644	6918	33	209.64	- 209.13	= 0.50	265	721	265	721
				237 --- 25 Pins Over Average -- Other Awards													
12	12/24/17	209	0	206	215	230	651	651	7569	36	210.25	- 209.64	= 0.61	265	721	265	721
13	12/31/17	210	0	202	197	176	575	575	8144	39	208.82	- 210.25	= -1.43	265	721	265	721
14	01/07/18	208	0	218	183	167	568	568	8712	42	207.43	- 208.82	= -1.39	265	721	265	721
15	01/14/18	207	0	188	238	174	600	600	9312	45	206.93	- 207.43	= -0.50	265	721	265	721
				238 --- 25 Pins Over Average -- Other Awards													
16	01/21/18	206	0	129	152	158	439	439	9751	48	203.15	- 206.93	= -3.79	265	721	265	721
17	01/28/18	203	0	168	179	161	508	508	10259	51	201.16	- 203.15	= -1.99	265	721	265	721
18	02/04/18	201	0	177	234	182	593	593	10852	54	200.96	- 201.16	= -0.19	265	721	265	721
				234 --- 25 Pins Over Average -- Other Awards													
19	02/11/18	200	0	170	159	195	524	524	11376	57	199.58	- 200.96	= -1.38	265	721	265	721
20	02/18/18	199	0	161	207	170	538	538	11914	60	198.57	- 199.58	= -1.01	265	721	265	721
21	02/25/18	198	1	138	144	176	458	461	12372	63	196.38	- 198.57	= -2.19	265	721	265	721
22	03/04/18	196	3	111	152	145	408	417	12780	66	193.64	- 196.38	= -2.74	265	721	265	721
23	03/11/18	193	6	179	176	195	550	568	13330	69	193.19	- 193.64	= -0.45	265	721	265	721
24	03/18/18	193	6	146	156	190	492	510	13822	72	191.97	- 193.19	= -1.22	265	721	265	721
25	03/25/18	191	8	167	190	199	556	580	14378	75	191.71	- 191.97	= -0.27	265	721	265	721

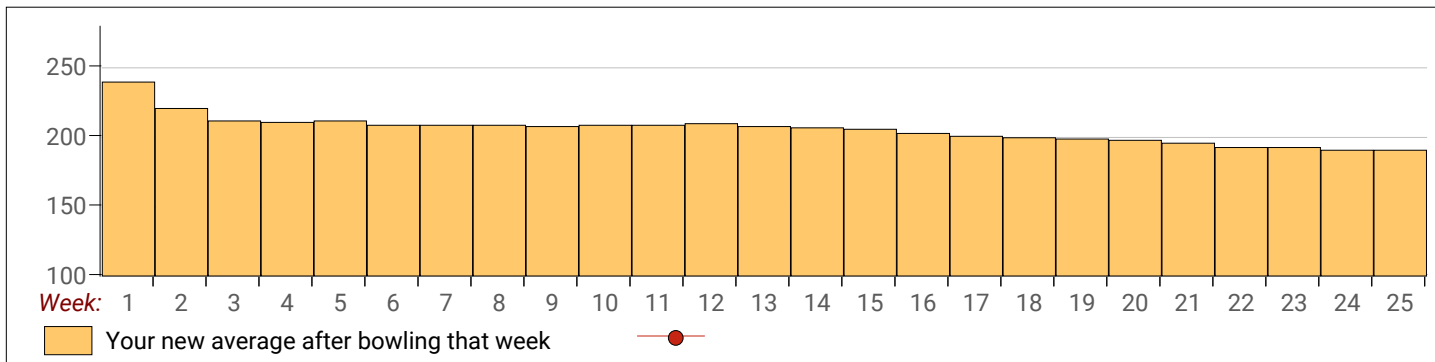
<u><100</u>	<u>100's</u>	<u>125's</u>	<u>150's</u>	<u>175's</u>	<u>200's</u>	<u>225's</u>	<u>250's</u>	<u>275's</u>	<u>300's</u>
	1	5	15	24	20	8	2		
<u><400</u>	<u>400's</u>	<u>450's</u>	<u>500's</u>	<u>550's</u>	<u>600's</u>	<u>650's</u>	<u>700's</u>	<u>750's</u>	<u>800's</u>
	2	2	3	8	6	3	1		

<u>Ave of Game 1</u>	<u>Ave of Game 2</u>	<u>Ave of Game 3</u>
185.76	198.00	191.36

High game of 265 on week 1 High series of 721 on week 1 High average of 240.33 after bowling week 1
 Low game of 111 on week 22 Low series of 408 on week 22 Low average of 191.71 after bowling week 25

High Scores by Game

Game #1: 237 on week 11 Game #2: 258 on week 4 Game #3: 265 on week 1



Note: This report includes information through March 25 which is Week 25 of 25

Dena Thomas's Bowling Record - Team 21: F N Ladies

Week No.	Bowling Date	Old Ave	Old HDCP	HDCP				---Average Change---			High Game	High Sers	HDCP Game	HDCP Sers			
				-1-	-2-	-3-	Total	Total	Pins	Gms					New - Old	---> +/-	
1	10/08/17	164	32	141	163	189	493	589	493	3	164.33	- 0.00	= 164.33	189	493	221	589
2	10/15/17	164	32	166	143	173	482	578	975	6	162.50	- 164.33	= -1.83	189	493	221	589
3	10/22/17	162	34	140	175	175	490	592	1465	9	162.78	- 162.50	= 0.28	189	493	221	592
4	10/29/17	162	34	132	154	172	458	560	1923	12	160.25	- 162.78	= -2.53	189	493	221	592
5	11/05/17	160	36	163	140	141	444	552	2367	15	157.80	- 160.25	= -2.45	189	493	221	592
6	11/12/17	157	38	a147	a147	a147	441	555	2367	15	157.80	- 157.80	= 0.00	189	493	221	592
7	11/19/17	157	38	145	162	187	494	608	2861	18	158.94	- 157.80	= 1.14	189	494	225	608
				187 --- 25 Pins Over Average -- Other Awards													
8	11/26/17	158	37	133	149	200	482	593	3343	21	159.19	- 158.94	= 0.25	200	494	237	608
				200 --- 25 Pins Over Average -- Other Awards													
9	12/03/17	159	36	170	162	144	476	584	3819	24	159.13	- 159.19	= -0.07	200	494	237	608
10	12/10/17	159	36	173	131	177	481	589	4300	27	159.26	- 159.13	= 0.13	200	494	237	608
11	12/17/17	159	36	a149	a149	a149	447	555	4300	27	159.26	- 159.26	= 0.00	200	494	237	608
12	12/24/17	159	36	169	181	176	526	634	4826	30	160.87	- 159.26	= 1.61	200	526	237	634
13	12/31/17	160	36	134	181	225	540	648	5366	33	162.61	- 160.87	= 1.74	225	540	261	648
				225 --- 50 Pins Over Average -- Other Awards													
14	01/07/18	162	34	161	192	146	499	601	5865	36	162.92	- 162.61	= 0.31	225	540	261	648
				192 --- 25 Pins Over Average -- Other Awards													
15	01/14/18	162	34	158	125	144	427	529	6292	39	161.33	- 162.92	= -1.58	225	540	261	648
16	01/21/18	161	35	132	138	172	442	547	6734	42	160.33	- 161.33	= -1.00	225	540	261	648
17	01/28/18	160	36	a150	a150	a150	450	558	6734	42	160.33	- 160.33	= 0.00	225	540	261	648
18	02/04/18	160	36	170	132	138	440	548	7174	45	159.42	- 160.33	= -0.91	225	540	261	648
19	02/11/18	159	36	161	169	144	474	582	7648	48	159.33	- 159.42	= -0.09	225	540	261	648
20	02/18/18	159	36	a149	a149	a149	447	555	7648	48	159.33	- 159.33	= 0.00	225	540	261	648
21	02/25/18	159	36	152	140	168	460	568	8108	51	158.98	- 159.33	= -0.35	225	540	261	648
22	03/04/18	158	37	135	149	191	475	586	8583	54	158.94	- 158.98	= -0.04	225	540	261	648
				191 --- 25 Pins Over Average -- Other Awards													
23	03/11/18	158	37	179	154	199	532	643	9115	57	159.91	- 158.94	= 0.97	225	540	261	648
				199 --- 25 Pins Over Average -- Other Awards													
24	03/18/18	159	36	189	168	214	571	679	9686	60	161.43	- 159.91	= 1.52	225	571	261	679
				189 --- 25 Pins Over Average -- Other Awards													
				214 --- 50 Pins Over Average -- Other Awards													
25	03/25/18	161	35	192	162	185	539	644	10225	63	162.30	- 161.43	= 0.87	225	571	261	679
				192 --- 25 Pins Over Average -- Other Awards													

<u><100</u>	<u>100's</u>	<u>125's</u>	<u>150's</u>	<u>175's</u>	<u>200's</u>	<u>225's</u>	<u>250's</u>	<u>275's</u>	<u>300's</u>
		23	22	15	2	1			
<u><400</u>	<u>400's</u>	<u>450's</u>	<u>500's</u>	<u>550's</u>	<u>600's</u>	<u>650's</u>	<u>700's</u>	<u>750's</u>	<u>800's</u>
	4	12	4	1					

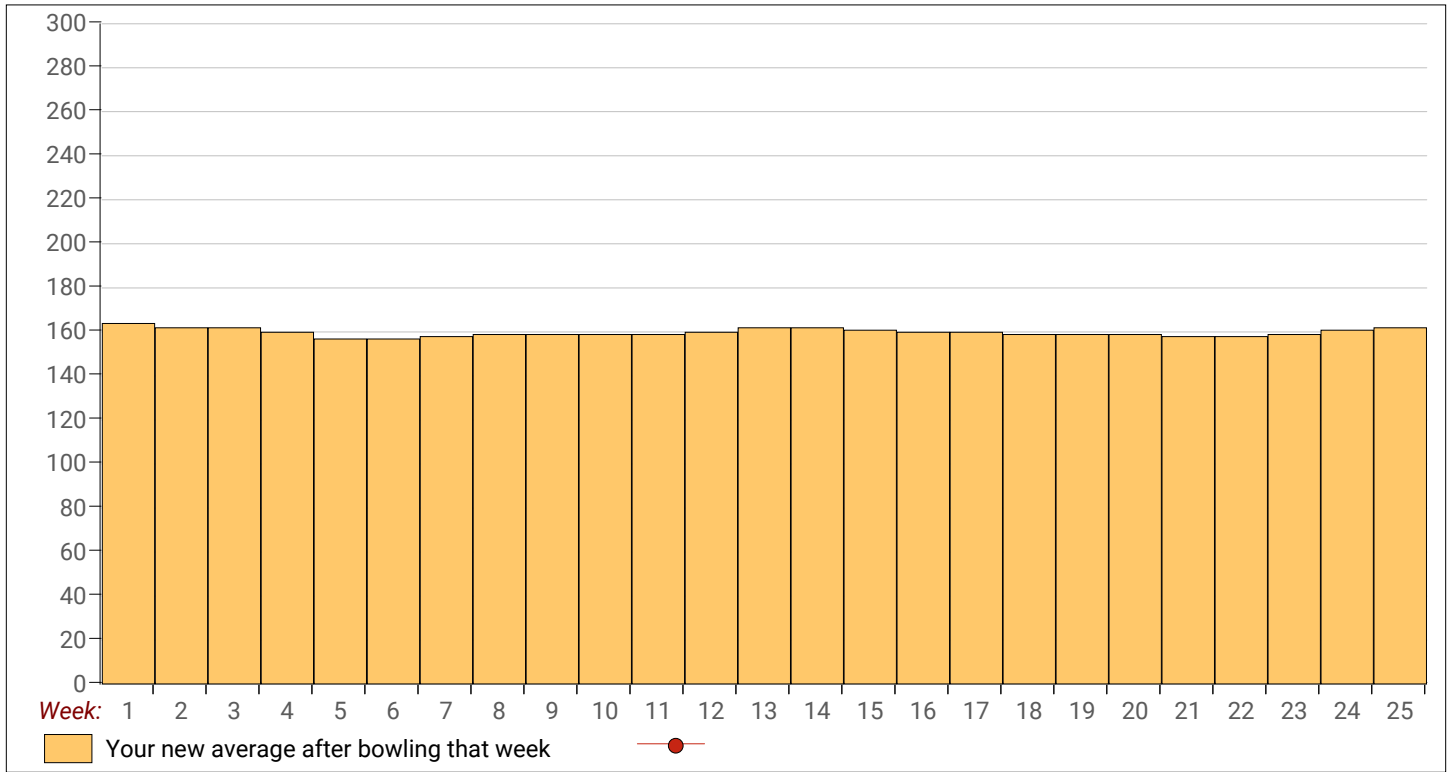
<u>Ave of Game 1</u>	<u>Ave of Game 2</u>	<u>Ave of Game 3</u>
156.90	155.71	174.29

High game of **225** on week **13** High series of **571** on week **24** High average of **164.33** after bowling week **1**
 Low game of **125** on week **15** Low series of **427** on week **15** Low average of **157.80** after bowling week **5**

High Scores by Game

Game #1: **192** on week **25** Game #2: **192** on week **14** Game #3: **225** on week **13**

Note: This report includes information through March 25 which is Week 25 of 25



Note: This report includes information through March 25 which is Week 25 of 25

Steph Scherping's Bowling Record - Team 21: F N Ladies

Week No.	Bowling Date	Old Ave	Old HDCP	HDCP				---Average Change---				High Game	High Sers	HDCP Game	HDCP Sers		
				-1-	-2-	-3-	Total	Total	Pins	Gms	New					Old	+/-
1	10/08/17	193	6	171	195	214	580	598	580	3	193.33	- 0.00	= 193.33	214	580	220	598
2	10/15/17	193	6	193	157	224	574	592	1154	6	192.33	- 193.33	= -1.00	224	580	230	598
				224 --- 25 Pins Over Average -- Other Awards													
3	10/22/17	192	7	190	190	221	601	622	1755	9	195.00	- 192.33	= 2.67	224	601	230	622
				221 --- 25 Pins Over Average -- Other Awards													
4	10/29/17	195	4	177	191	185	553	565	2308	12	192.33	- 195.00	= -2.67	224	601	230	622
5	11/05/17	192	7	268	225	179	672	693	2980	15	198.67	- 192.33	= 6.33	268	672	275	693
				268 --- 75 Pins Over Average -- Other Awards													
				225 --- 25 Pins Over Average -- Other Awards													
6	11/12/17	198	1	178	167	201	546	549	3526	18	195.89	- 198.67	= -2.78	268	672	275	693
7	11/19/17	195	4	175	234	204	613	625	4139	21	197.10	- 195.89	= 1.21	268	672	275	693
				234 --- 25 Pins Over Average -- Other Awards													
8	11/26/17	197	2	202	200	191	593	599	4732	24	197.17	- 197.10	= 0.07	268	672	275	693
9	12/03/17	197	2	174	198	164	536	542	5268	27	195.11	- 197.17	= -2.06	268	672	275	693
10	12/10/17	195	4	177	192	192	561	573	5829	30	194.30	- 195.11	= -0.81	268	672	275	693
11	12/17/17	194	5	180	191	163	534	549	6363	33	192.82	- 194.30	= -1.48	268	672	275	693
12	12/24/17	192	7	181	227	195	603	624	6966	36	193.50	- 192.82	= 0.68	268	672	275	693
				227 --- 25 Pins Over Average -- Other Awards													
13	12/31/17	193	6	171	197	201	569	587	7535	39	193.21	- 193.50	= -0.29	268	672	275	693
14	01/07/18	193	6	201	211	201	613	631	8148	42	194.00	- 193.21	= 0.79	268	672	275	693
15	01/14/18	194	5	199	220	245	664	679	8812	45	195.82	- 194.00	= 1.82	268	672	275	693
				220 --- 25 Pins Over Average -- Other Awards													
				245 --- 50 Pins Over Average -- Other Awards													
16	01/21/18	195	4	194	187	227	608	620	9420	48	196.25	- 195.82	= 0.43	268	672	275	693
				227 --- 25 Pins Over Average -- Other Awards													
17	01/28/18	196	3	183	190	182	555	564	9975	51	195.59	- 196.25	= -0.66	268	672	275	693
18	02/04/18	195	4	195	197	171	563	575	10538	54	195.15	- 195.59	= -0.44	268	672	275	693
19	02/11/18	195	4	a185	a185	a185	555	567	10538	54	195.15	- 195.15	= 0.00	268	672	275	693
20	02/18/18	195	4	183	176	210	569	581	11107	57	194.86	- 195.15	= -0.29	268	672	275	693
21	02/25/18	194	5	211	225	222	658	673	11765	60	196.08	- 194.86	= 1.22	268	672	275	693
				225 --- 25 Pins Over Average -- Other Awards													
				222 --- 25 Pins Over Average -- Other Awards													
22	03/04/18	196	3	243	194	189	626	635	12391	63	196.68	- 196.08	= 0.60	268	672	275	693
				243 --- 25 Pins Over Average -- Other Awards													
23	03/11/18	196	3	182	184	191	557	566	12948	66	196.18	- 196.68	= -0.50	268	672	275	693
24	03/18/18	196	3	192	173	242	607	616	13555	69	196.45	- 196.18	= 0.27	268	672	275	693
				242 --- 25 Pins Over Average -- Other Awards													
25	03/25/18	196	3	193	214	233	640	649	14195	72	197.15	- 196.45	= 0.70	268	672	275	693
				233 --- 25 Pins Over Average -- Other Awards													

<u><100</u>	<u>100's</u>	<u>125's</u>	<u>150's</u>	<u>175's</u>	<u>200's</u>	<u>225's</u>	<u>250's</u>	<u>275's</u>	<u>300's</u>
			9	37	16	9	1		
<u><400</u>	<u>400's</u>	<u>450's</u>	<u>500's</u>	<u>550's</u>	<u>600's</u>	<u>650's</u>	<u>700's</u>	<u>750's</u>	<u>800's</u>
			3	10	8	3			

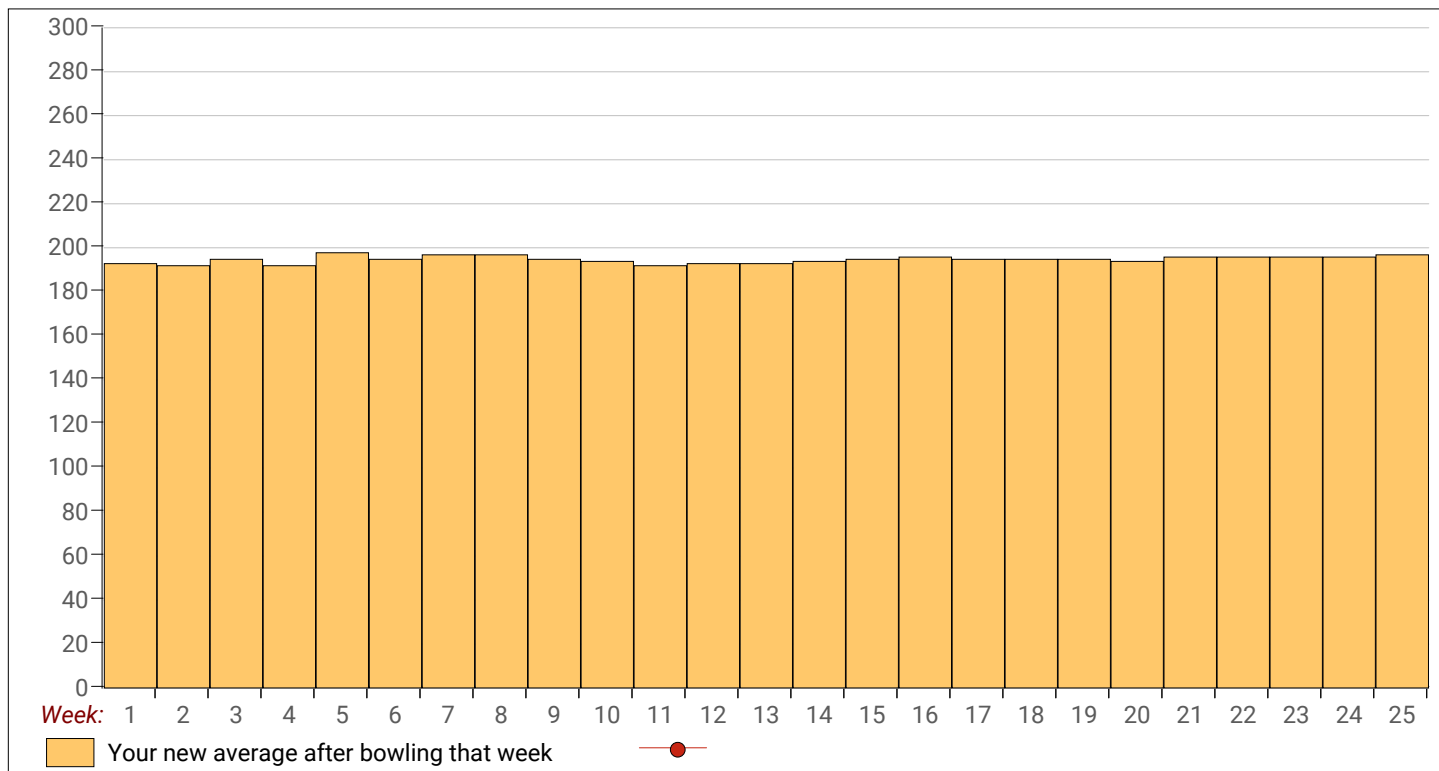
<u>Ave of Game 1</u>	<u>Ave of Game 2</u>	<u>Ave of Game 3</u>
192.21	197.29	201.96

High game of 268 on week 5 High series of 672 on week 5 High average of 198.67 after bowling week 5
 Low game of 157 on week 2 Low series of 534 on week 11 Low average of 192.33 after bowling week 2

High Scores by Game

Game #1: 268 on week 5 Game #2: 234 on week 7 Game #3: 245 on week 15

Note: This report includes information through March 25 which is Week 25 of 25



Note: This report includes information through March 25 which is Week 25 of 25

Sue Stang's Bowling Record - Team 22: Here For The Beer

Week No.	Bowling Date	Old Ave	Old HDCP	HDCP				---Average Change---				High Game	High Sers	HDCP Game	HDCP Sers		
				-1-	-2-	-3-	Total	Total	Pins	Gms	New					Old	+/-
1	10/08/17	163	33	173	146	170	489	588	489	3	163.00	- 0.00	= 163.00	173	489	206	588
2	10/15/17	163	33	177	176	162	515	614	1004	6	167.33	- 163.00	= 4.33	177	515	210	614
3	10/22/17	167	29	223	189	183	595	682	1599	9	177.67	- 167.33	= 10.33	223	595	252	682
223 --- 50 Pins Over Average -- Other Awards																	
4	10/29/17	177	20	172	163	170	505	565	2104	12	175.33	- 177.67	= -2.33	223	595	252	682
5	11/05/17	175	22	212	169	176	557	623	2661	15	177.40	- 175.33	= 2.07	223	595	252	682
212 --- 25 Pins Over Average -- Other Awards																	
6	11/12/17	177	20	193	158	163	514	574	3175	18	176.39	- 177.40	= -1.01	223	595	252	682
7	11/19/17	176	21	155	133	213	501	564	3676	21	175.05	- 176.39	= -1.34	223	595	252	682
213 --- 25 Pins Over Average -- Other Awards																	
8	11/26/17	175	22	209	132	167	508	574	4184	24	174.33	- 175.05	= -0.71	223	595	252	682
209 --- 25 Pins Over Average -- Other Awards																	
9	12/03/17	174	23	176	156	205	537	606	4721	27	174.85	- 174.33	= 0.52	223	595	252	682
205 --- 25 Pins Over Average -- Other Awards																	
10	12/10/17	174	23	117	136	151	404	473	5125	30	170.83	- 174.85	= -4.02	223	595	252	682
11	12/17/17	170	27	147	164	166	477	558	5602	33	169.76	- 170.83	= -1.08	223	595	252	682
12	12/24/17	169	27	191	147	169	507	588	6109	36	169.69	- 169.76	= -0.06	223	595	252	682
13	12/31/17	169	27	142	207	169	518	599	6627	39	169.92	- 169.69	= 0.23	223	595	252	682
207 --- 25 Pins Over Average -- Other Awards																	
14	01/07/18	169	27	182	168	151	501	582	7128	42	169.71	- 169.92	= -0.21	223	595	252	682
15	01/14/18	169	27	184	145	165	494	575	7622	45	169.38	- 169.71	= -0.34	223	595	252	682
16	01/21/18	169	27	203	188	177	568	649	8190	48	170.63	- 169.38	= 1.25	223	595	252	682
203 --- 25 Pins Over Average -- Other Awards																	
17	01/28/18	170	27	161	159	158	478	559	8668	51	169.96	- 170.63	= -0.66	223	595	252	682
18	02/04/18	169	27	199	176	187	562	643	9230	54	170.93	- 169.96	= 0.97	223	595	252	682
199 --- 25 Pins Over Average -- Other Awards																	
19	02/11/18	170	27	191	159	179	529	610	9759	57	171.21	- 170.93	= 0.28	223	595	252	682
20	02/18/18	171	26	140	187	191	518	596	10277	60	171.28	- 171.21	= 0.07	223	595	252	682
21	02/25/18	171	26	177	215	168	560	638	10837	63	172.02	- 171.28	= 0.73	223	595	252	682
215 --- 25 Pins Over Average -- Other Awards																	
22	03/04/18	172	25	167	186	162	515	590	11352	66	172.00	- 172.02	= -0.02	223	595	252	682
23	03/11/18	172	25	157	176	160	493	568	11845	69	171.67	- 172.00	= -0.33	223	595	252	682
24	03/18/18	171	26	157	173	191	521	599	12366	72	171.75	- 171.67	= 0.08	223	595	252	682
25	03/25/18	171	26	200	165	200	565	643	12931	75	172.41	- 171.75	= 0.66	223	595	252	682
200 --- 25 Pins Over Average -- Other Awards																	
200 --- 25 Pins Over Average -- Other Awards																	

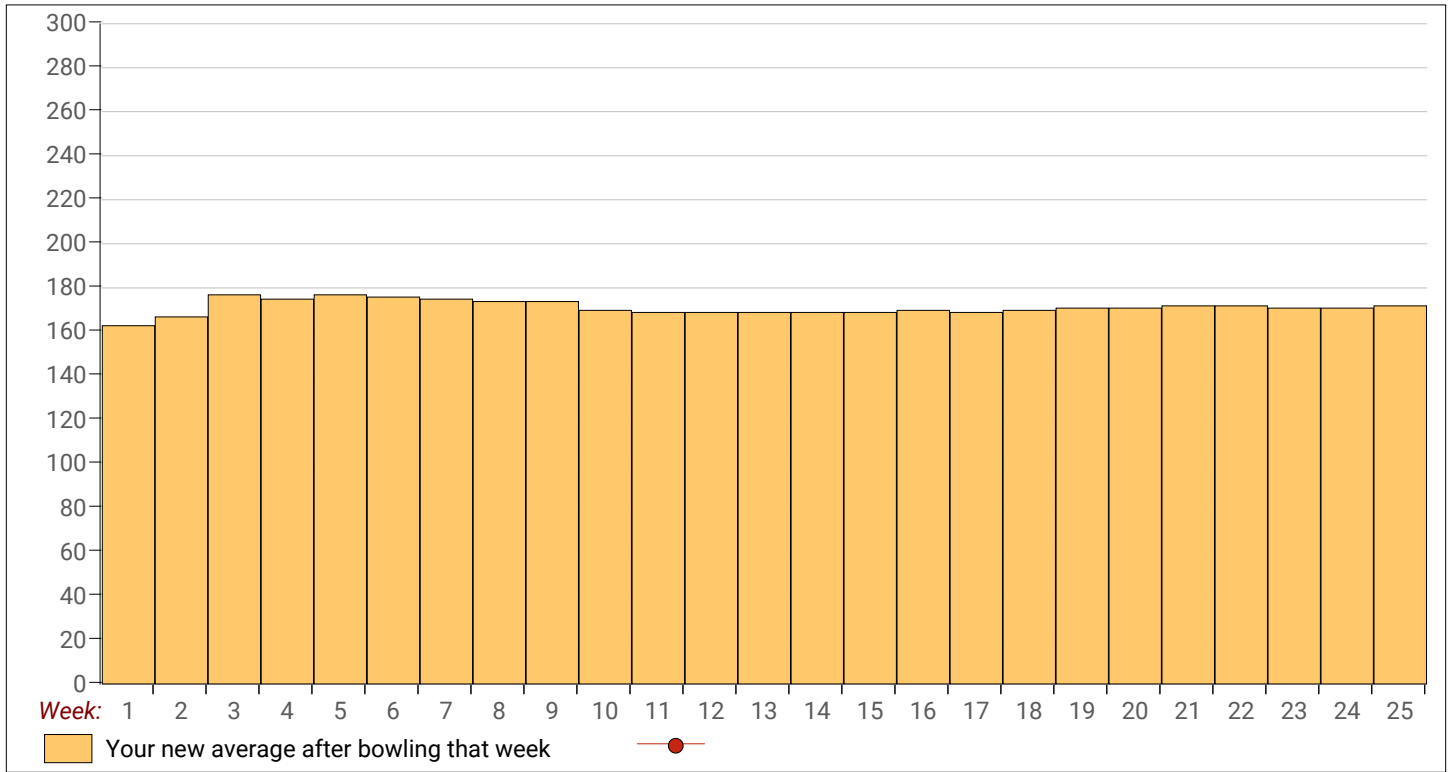
<u><100</u>	<u>100's</u>	<u>125's</u>	<u>150's</u>	<u>175's</u>	<u>200's</u>	<u>225's</u>	<u>250's</u>	<u>275's</u>	<u>300's</u>
	1	9	32	23	10				
<u><400</u>	<u>400's</u>	<u>450's</u>	<u>500's</u>	<u>550's</u>	<u>600's</u>	<u>650's</u>	<u>700's</u>	<u>750's</u>	<u>800's</u>
	1	5	13	6					

<u>Ave of Game 1</u>	<u>Ave of Game 2</u>	<u>Ave of Game 3</u>
176.20	166.92	174.12

High game of **223** on week **3** High series of **595** on week **3** High average of **177.67** after bowling week **3**
 Low game of **117** on week **10** Low series of **404** on week **10** Low average of **163.00** after bowling week **1**

High Scores by Game
 Game #1: **223** on week **3** Game #2: **215** on week **21** Game #3: **213** on week **7**

Note: This report includes information through March 25 which is Week 25 of 25



Note: This report includes information through March 25 which is Week 25 of 25

Jim Stang's Bowling Record - Team 22: Here For The Beer

Week No.	Bowling Date	Old Ave	Old HDCP	HDCP							---Average Change---			High Game	High Sers	HDCP Game	HDCP Sers		
				-1-	-2-	-3-	Total	Total	Pins	Gms	New	Old	+/-						
1	10/08/17	184	14	156	216	181	553	595	553	3	184.33	-	0.00	=	184.33	216	553	230	595
2	10/15/17	184	14	206	186	213	605	647	1158	6	193.00	-	184.33	=	8.67	216	605	230	647
				213 --- 25 Pins Over Average -- Other Awards															
3	10/22/17	193	6	168	192	155	515	533	1673	9	185.89	-	193.00	=	-7.11	216	605	230	647
4	10/29/17	185	13	168	201	212	581	620	2254	12	187.83	-	185.89	=	1.94	216	605	230	647
				212 --- 25 Pins Over Average -- Other Awards															
5	11/05/17	187	11	182	205	190	577	610	2831	15	188.73	-	187.83	=	0.90	216	605	230	647
6	11/12/17	188	10	189	168	195	552	582	3383	18	187.94	-	188.73	=	-0.79	216	605	230	647
7	11/19/17	187	11	206	180	191	577	610	3960	21	188.57	-	187.94	=	0.63	216	605	230	647
8	11/26/17	188	10	193	199	212	604	634	4564	24	190.17	-	188.57	=	1.60	216	605	230	647
9	12/03/17	190	9	237	168	183	588	615	5152	27	190.81	-	190.17	=	0.65	237	605	246	647
				237 --- 25 Pins Over Average -- Other Awards															
10	12/10/17	190	9	162	192	171	525	552	5677	30	189.23	-	190.81	=	-1.58	237	605	246	647
11	12/17/17	189	9	170	182	193	545	572	6222	33	188.55	-	189.23	=	-0.69	237	605	246	647
12	12/24/17	188	10	197	184	212	593	623	6815	36	189.31	-	188.55	=	0.76	237	605	246	647
13	12/31/17	189	9	181	218	200	599	626	7414	39	190.10	-	189.31	=	0.80	237	605	246	647
				218 --- 25 Pins Over Average -- Other Awards															
14	01/07/18	190	9	200	212	224	636	663	8050	42	191.67	-	190.10	=	1.56	237	636	246	663
				224 --- 25 Pins Over Average -- Other Awards															
15	01/14/18	191	8	208	202	177	587	611	8637	45	191.93	-	191.67	=	0.27	237	636	246	663
16	01/21/18	191	8	205	213	210	628	652	9265	48	193.02	-	191.93	=	1.09	237	636	246	663
17	01/28/18	193	6	207	191	201	599	617	9864	51	193.41	-	193.02	=	0.39	237	636	246	663
18	02/04/18	193	6	197	234	195	626	644	10490	54	194.26	-	193.41	=	0.85	237	636	246	663
				234 --- 25 Pins Over Average -- Other Awards															
19	02/11/18	194	5	216	191	198	605	620	11095	57	194.65	-	194.26	=	0.39	237	636	246	663
20	02/18/18	194	5	198	180	192	570	585	11665	60	194.42	-	194.65	=	-0.23	237	636	246	663
21	02/25/18	194	5	203	147	185	535	550	12200	63	193.65	-	194.42	=	-0.77	237	636	246	663
22	03/04/18	193	6	219	204	204	627	645	12827	66	194.35	-	193.65	=	0.70	237	636	246	663
				219 --- 25 Pins Over Average -- Other Awards															
23	03/11/18	194	5	189	172	205	566	581	13393	69	194.10	-	194.35	=	-0.25	237	636	246	663
24	03/18/18	194	5	223	257	202	682	697	14075	72	195.49	-	194.10	=	1.38	257	682	262	697
				223 --- 25 Pins Over Average -- Other Awards															
				257 --- 50 Pins Over Average -- Other Awards															
25	03/25/18	195	4	240	187	163	590	602	14665	75	195.53	-	195.49	=	0.05	257	682	262	697
				240 --- 25 Pins Over Average -- Other Awards															

<100 100's 125's 150's 175's 200's 225's 250's 275's 300's

<400 400's 450's 500's 550's 600's 650's 700's 750's 800's

Ave of Game 1 Ave of Game 2 Ave of Game 3

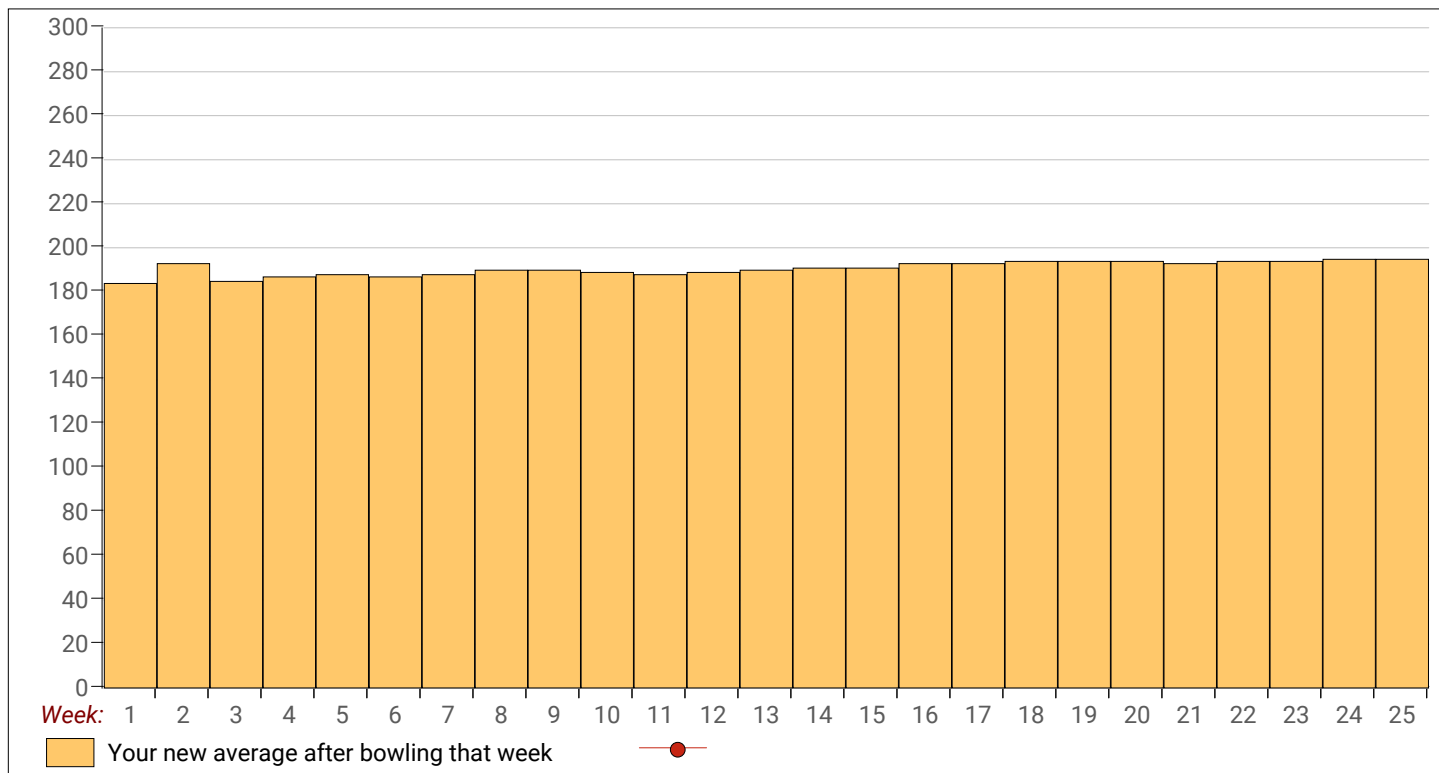
196.80 195.24 194.56

High game of 257 on week 24 High series of 682 on week 24 High average of 195.53 after bowling week 25
 Low game of 147 on week 21 Low series of 515 on week 3 Low average of 184.33 after bowling week 1

High Scores by Game

Game #1: 240 on week 25 Game #2: 257 on week 24 Game #3: 224 on week 14

Note: This report includes information through March 25 which is Week 25 of 25



Note: This report includes information through March 25 which is Week 25 of 25

Toni Handel's Bowling Record - Team 23: TNT

Week No.	Bowling Date	Old Ave	Old HDCP	HDCP							---Average Change---			High Game	High Sers	HDCP Game	HDCP Sers
				-1-	-2-	-3-	Total	Total	Pins	Gms	New	Old	---> +/-				
1	10/08/17	121	71	132	108	124	364	577	364	3	121.33	- 0.00	= 121.33	132	364	203	577
2	10/15/17	121	71	154	157	186	497	710	861	6	143.50	- 121.33	= 22.17	186	497	257	710
				154 --- 25 Pins Over Average -- Other Awards 157 --- 25 Pins Over Average -- Other Awards 186 --- 50 Pins Over Average -- Other Awards													
3	10/22/17	143	51	127	145	78	350	503	1211	9	134.56	- 143.50	= -8.94	186	497	257	710
4	10/29/17	134	59	155	122	126	403	580	1614	12	134.50	- 134.56	= -0.06	186	497	257	710
5	11/05/17	134	59	177	169	169	515	692	2129	15	141.93	- 134.50	= 7.43	186	515	257	710
				177 --- 25 Pins Over Average -- Other Awards 169 --- 25 Pins Over Average -- Other Awards 169 --- 25 Pins Over Average -- Other Awards													
6	11/12/17	141	53	189	186	186	561	720	2690	18	149.44	- 141.93	= 7.51	189	561	257	720
				189 --- 25 Pins Over Average -- Other Awards 186 --- 25 Pins Over Average -- Other Awards 186 --- 25 Pins Over Average -- Other Awards													
7	11/19/17	149	45	143	151	147	441	576	3131	21	149.10	- 149.44	= -0.35	189	561	257	720
8	11/26/17	149	45	126	155	132	413	548	3544	24	147.67	- 149.10	= -1.43	189	561	257	720
9	12/03/17	147	47	158	153	173	484	625	4028	27	149.19	- 147.67	= 1.52	189	561	257	720
				173 --- 25 Pins Over Average -- Other Awards													
10	12/10/17	149	45	171	174	174	519	654	4547	30	151.57	- 149.19	= 2.38	189	561	257	720
				174 --- 25 Pins Over Average -- Other Awards 174 --- 25 Pins Over Average -- Other Awards													
11	12/17/17	151	44	140	137	193	470	602	5017	33	152.03	- 151.57	= 0.46	193	561	257	720
				193 --- 25 Pins Over Average -- Other Awards													
12	12/24/17	152	43	173	201	154	528	657	5545	36	154.03	- 152.03	= 2.00	201	561	257	720
				201 --- 25 Pins Over Average -- Other Awards													
13	12/31/17	154	41	168	138	173	479	602	6024	39	154.46	- 154.03	= 0.43	201	561	257	720
14	01/07/18	154	41	176	212	147	535	658	6559	42	156.17	- 154.46	= 1.71	212	561	257	720
				212 --- 50 Pins Over Average -- Other Awards													
15	01/14/18	156	39	187	169	145	501	618	7060	45	156.89	- 156.17	= 0.72	212	561	257	720
				187 --- 25 Pins Over Average -- Other Awards													
16	01/21/18	156	39	130	140	126	396	513	7456	48	155.33	- 156.89	= -1.56	212	561	257	720
17	01/28/18	155	40	174	164	151	489	609	7945	51	155.78	- 155.33	= 0.45	212	561	257	720
18	02/04/18	155	40	175	215	152	542	662	8487	54	157.17	- 155.78	= 1.38	215	561	257	720
				215 --- 50 Pins Over Average -- Other Awards													
19	02/11/18	157	38	149	168	167	484	598	8971	57	157.39	- 157.17	= 0.22	215	561	257	720
20	02/18/18	157	38	a147	a147	a147	441	555	8971	57	157.39	- 157.39	= 0.00	215	561	257	720
21	02/25/18	157	38	186	159	190	535	649	9506	60	158.43	- 157.39	= 1.05	215	561	257	720
				186 --- 25 Pins Over Average -- Other Awards 190 --- 25 Pins Over Average -- Other Awards													
22	03/04/18	158	37	140	134	144	418	529	9924	63	157.52	- 158.43	= -0.91	215	561	257	720
23	03/11/18	157	38	155	162	163	480	594	10404	66	157.64	- 157.52	= 0.11	215	561	257	720
24	03/18/18	157	38	174	172	166	512	626	10916	69	158.20	- 157.64	= 0.57	215	561	257	720
25	03/25/18	158	37	149	149	149	447	558	11363	72	157.82	- 158.20	= -0.38	215	561	257	720
				447 --- Triplicate Award -- Other Awards													

<u><100</u>	<u>100's</u>	<u>125's</u>	<u>150's</u>	<u>175's</u>	<u>200's</u>	<u>225's</u>	<u>250's</u>	<u>275's</u>	<u>300's</u>
1	3	23	31	11	3				
<u><400</u>	<u>400's</u>	<u>450's</u>	<u>500's</u>	<u>550's</u>	<u>600's</u>	<u>650's</u>	<u>700's</u>	<u>750's</u>	<u>800's</u>
3	5	7	8	1					

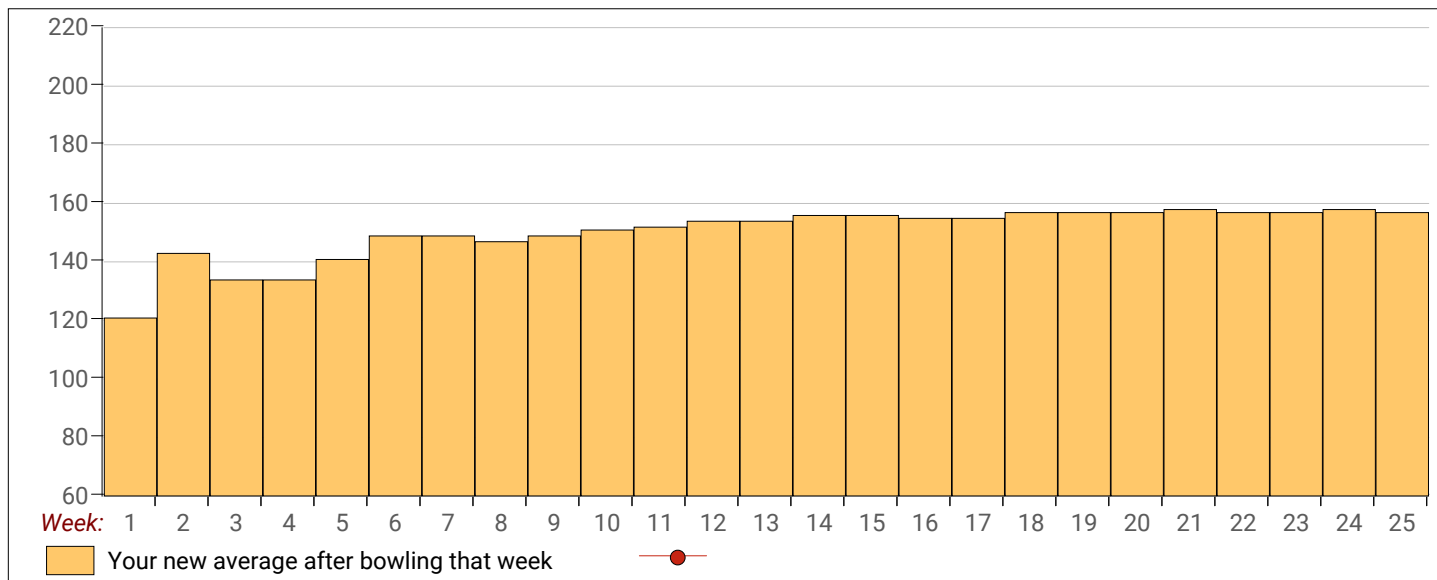
<u>Ave of Game 1</u>	<u>Ave of Game 2</u>	<u>Ave of Game 3</u>
158.67	160.00	154.79

Note: This report includes information through March 25 which is Week 25 of 25

High game of 215 on week 18 High series of 561 on week 6 High average of 158.43 after bowling week 21
 Low game of 78 on week 3 Low series of 350 on week 3 Low average of 121.33 after bowling week 1

High Scores by Game

Game #1: 189 on week 6 Game #2: 215 on week 18 Game #3: 193 on week 11



Note: This report includes information through March 25 which is Week 25 of 25

Theron Handel's Bowling Record - Team 23: TNT

Week No.	Bowling Date	Old Ave	Old HDCP	HDCP							---Average Change---			High Game	High Sers	HDCP Game	HDCP Sers		
				-1-	-2-	-3-	Total	Total	Pins	Gms	New	Old	+/-						
1	10/08/17	167	29	159	167	175	501	588	501	3	167.00	-	0.00	=	167.00	175	501	204	588
2	10/15/17	167	29	167	166	204	537	624	1038	6	173.00	-	167.00	=	6.00	204	537	233	624
				204 --- 25 Pins Over Average -- Other Awards															
3	10/22/17	173	24	180	178	165	523	595	1561	9	173.44	-	173.00	=	0.44	204	537	233	624
4	10/29/17	173	24	153	165	184	502	574	2063	12	171.92	-	173.44	=	-1.53	204	537	233	624
5	11/05/17	171	26	183	157	148	488	566	2551	15	170.07	-	171.92	=	-1.85	204	537	233	624
6	11/12/17	170	27	157	162	163	482	563	3033	18	168.50	-	170.07	=	-1.57	204	537	233	624
7	11/19/17	168	28	154	156	171	481	565	3514	21	167.33	-	168.50	=	-1.17	204	537	233	624
8	11/26/17	167	29	200	185	147	532	619	4046	24	168.58	-	167.33	=	1.25	204	537	233	624
				200 --- 25 Pins Over Average -- Other Awards															
9	12/03/17	168	28	183	177	167	527	611	4573	27	169.37	-	168.58	=	0.79	204	537	233	624
10	12/10/17	169	27	169	157	177	503	584	5076	30	169.20	-	169.37	=	-0.17	204	537	233	624
11	12/17/17	169	27	186	148	152	486	567	5562	33	168.55	-	169.20	=	-0.65	204	537	233	624
12	12/24/17	168	28	192	188	193	573	657	6135	36	170.42	-	168.55	=	1.87	204	573	233	657
				193 --- 25 Pins Over Average -- Other Awards															
13	12/31/17	170	27	193	190	168	551	632	6686	39	171.44	-	170.42	=	1.02	204	573	233	657
14	01/07/18	171	26	176	205	200	581	659	7267	42	173.02	-	171.44	=	1.59	205	581	233	659
				205 --- 25 Pins Over Average -- Other Awards															
				200 --- 25 Pins Over Average -- Other Awards															
15	01/14/18	173	24	172	171	175	518	590	7785	45	173.00	-	173.02	=	-0.02	205	581	233	659
16	01/21/18	173	24	187	181	182	550	622	8335	48	173.65	-	173.00	=	0.65	205	581	233	659
17	01/28/18	173	24	183	185	192	560	632	8895	51	174.41	-	173.65	=	0.77	205	581	233	659
18	02/04/18	174	23	143	166	174	483	552	9378	54	173.67	-	174.41	=	-0.75	205	581	233	659
19	02/11/18	173	24	154	176	164	494	566	9872	57	173.19	-	173.67	=	-0.47	205	581	233	659
20	02/18/18	173	24	a163	a163	a163	489	561	9872	57	173.19	-	173.19	=	0.00	205	581	233	659
21	02/25/18	173	24	188	201	196	585	657	10457	60	174.28	-	173.19	=	1.09	205	585	233	659
				201 --- 25 Pins Over Average -- Other Awards															
22	03/04/18	174	23	173	213	182	568	637	11025	63	175.00	-	174.28	=	0.72	213	585	236	659
				213 --- 25 Pins Over Average -- Other Awards															
23	03/11/18	175	22	139	191	209	539	605	11564	66	175.21	-	175.00	=	0.21	213	585	236	659
				209 --- 25 Pins Over Average -- Other Awards															
24	03/18/18	175	22	180	161	198	539	605	12103	69	175.41	-	175.21	=	0.19	213	585	236	659
25	03/25/18	175	22	152	200	160	512	578	12615	72	175.21	-	175.41	=	-0.20	213	585	236	659
				200 --- 25 Pins Over Average -- Other Awards															

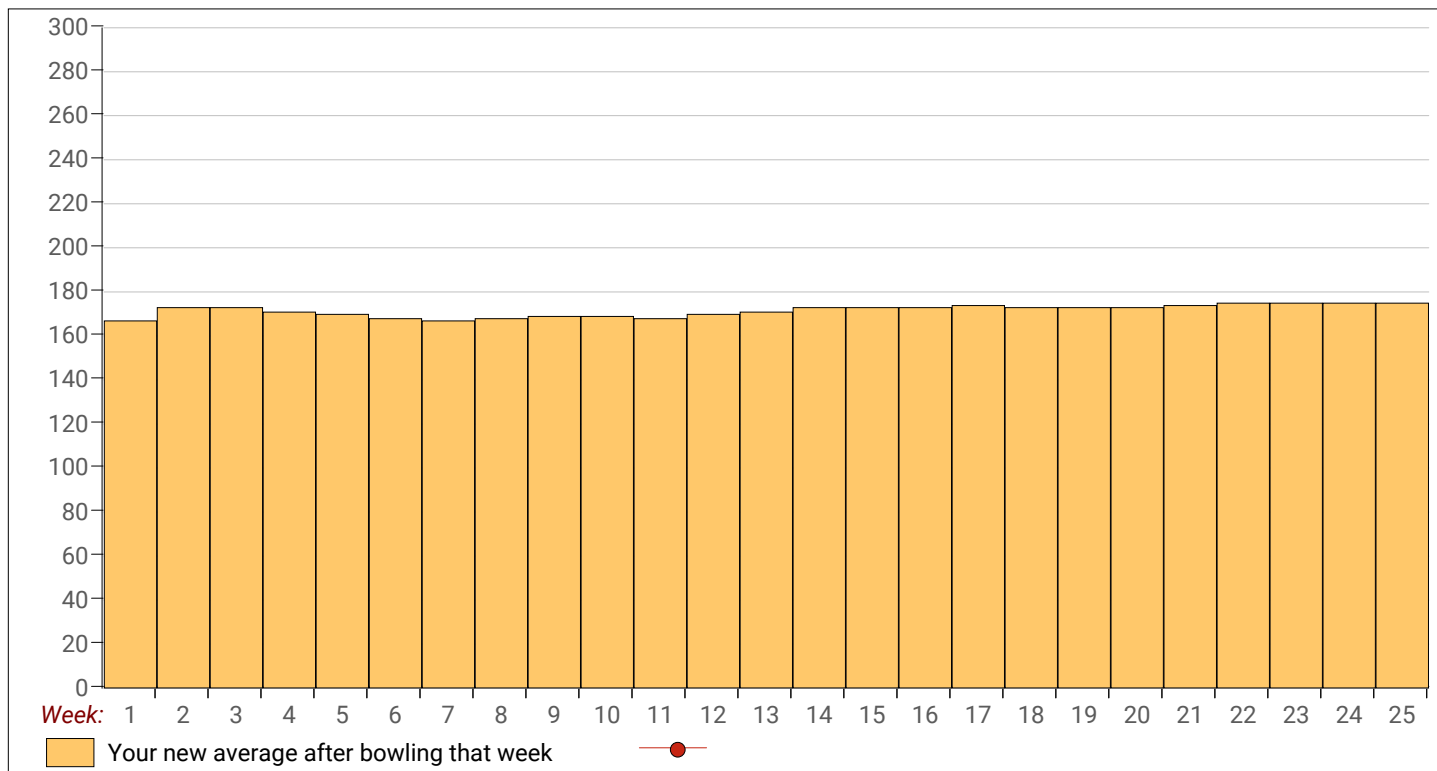
<u><100</u>	<u>100's</u>	<u>125's</u>	<u>150's</u>	<u>175's</u>	<u>200's</u>	<u>225's</u>	<u>250's</u>	<u>275's</u>	<u>300's</u>
		5	29	30	8				
<u><400</u>	<u>400's</u>	<u>450's</u>	<u>500's</u>	<u>550's</u>	<u>600's</u>	<u>650's</u>	<u>700's</u>	<u>750's</u>	<u>800's</u>
		6	11	7					

<u>Ave of Game 1</u>	<u>Ave of Game 2</u>	<u>Ave of Game 3</u>
171.79	176.92	176.92

High game of **213** on week **22** High series of **585** on week **21** High average of **175.41** after bowling week **24**
 Low game of **139** on week **23** Low series of **481** on week **7** Low average of **167.00** after bowling week **1**

High Scores by Game
 Game #1: **200** on week **8** Game #2: **213** on week **22** Game #3: **209** on week **23**

Note: This report includes information through March 25 which is Week 25 of 25



Note: This report includes information through March 25 which is Week 25 of 25

Mitzi Schmoll's Bowling Record - Team 24: Team 24

Week No.	Bowling Date	Old Ave	Old HDCP	HDCP				---Average Change---				High Game	High Sers	HDCP Game	HDCP Sers		
				-1-	-2-	-3-	Total	Total	Pins	Gms	New - Old					---> +/-	
1	10/08/17	168	28	154	189	163	506	590	506	3	168.67	- 0.00	= 168.67	189	506	217	590
2	10/15/17	168	28	161	163	127	451	535	957	6	159.50	- 168.67	= -9.17	189	506	217	590
3	10/22/17	159	36	163	172	138	473	581	1430	9	158.89	- 159.50	= -0.61	189	506	217	590
4	10/29/17	158	37	159	164	157	480	591	1910	12	159.17	- 158.89	= 0.28	189	506	217	591
5	11/05/17	159	36	151	138	163	452	560	2362	15	157.47	- 159.17	= -1.70	189	506	217	591
6	11/12/17	157	38	169	154	194	517	631	2879	18	159.94	- 157.47	= 2.48	194	517	232	631
194 --- 25 Pins Over Average -- Other Awards																	
7	11/19/17	159	36	155	166	181	502	610	3381	21	161.00	- 159.94	= 1.06	194	517	232	631
8	11/26/17	161	35	183	182	140	505	610	3886	24	161.92	- 161.00	= 0.92	194	517	232	631
9	12/03/17	161	35	146	160	156	462	567	4348	27	161.04	- 161.92	= -0.88	194	517	232	631
10	12/10/17	161	35	a151	a151	a151	453	558	4348	27	161.04	- 161.04	= 0.00	194	517	232	631
11	12/17/17	161	35	137	141	126	404	509	4752	30	158.40	- 161.04	= -2.64	194	517	232	631
12	12/24/17	158	37	158	134	180	472	583	5224	33	158.30	- 158.40	= -0.10	194	517	232	631
13	12/31/17	158	37	212	199	209	620	731	5844	36	162.33	- 158.30	= 4.03	212	620	249	731
212 --- 50 Pins Over Average -- Other Awards																	
199 --- 25 Pins Over Average -- Other Awards																	
209 --- 50 Pins Over Average -- Other Awards																	
14	01/07/18	162	34	a152	a152	a152	456	558	5844	36	162.33	- 162.33	= 0.00	212	620	249	731
15	01/14/18	162	34	169	133	137	439	541	6283	39	161.10	- 162.33	= -1.23	212	620	249	731
16	01/21/18	161	35	149	135	144	428	533	6711	42	159.79	- 161.10	= -1.32	212	620	249	731
17	01/28/18	159	36	146	168	178	492	600	7203	45	160.07	- 159.79	= 0.28	212	620	249	731
18	02/04/18	160	36	168	171	177	516	624	7719	48	160.81	- 160.07	= 0.75	212	620	249	731
19	02/11/18	160	36	163	110	168	441	549	8160	51	160.00	- 160.81	= -0.81	212	620	249	731
20	02/18/18	160	36	168	173	125	466	574	8626	54	159.74	- 160.00	= -0.26	212	620	249	731
21	02/25/18	159	36	153	133	118	404	512	9030	57	158.42	- 159.74	= -1.32	212	620	249	731
22	03/04/18	158	37	179	169	177	525	636	9555	60	159.25	- 158.42	= 0.83	212	620	249	731
23	03/11/18	159	36	187	153	165	505	613	10060	63	159.68	- 159.25	= 0.43	212	620	249	731
187 --- 25 Pins Over Average -- Other Awards																	
24	03/18/18	159	36	178	145	128	451	559	10511	66	159.26	- 159.68	= -0.42	212	620	249	731
25	03/25/18	159	36	156	137	189	482	590	10993	69	159.32	- 159.26	= 0.06	212	620	249	731
189 --- 25 Pins Over Average -- Other Awards																	

<u><100</u>	<u>100's</u>	<u>125's</u>	<u>150's</u>	<u>175's</u>	<u>200's</u>	<u>225's</u>	<u>250's</u>	<u>275's</u>	<u>300's</u>
	2	20	31	14	2				
<u><400</u>	<u>400's</u>	<u>450's</u>	<u>500's</u>	<u>550's</u>	<u>600's</u>	<u>650's</u>	<u>700's</u>	<u>750's</u>	<u>800's</u>
	5	10	7		1				

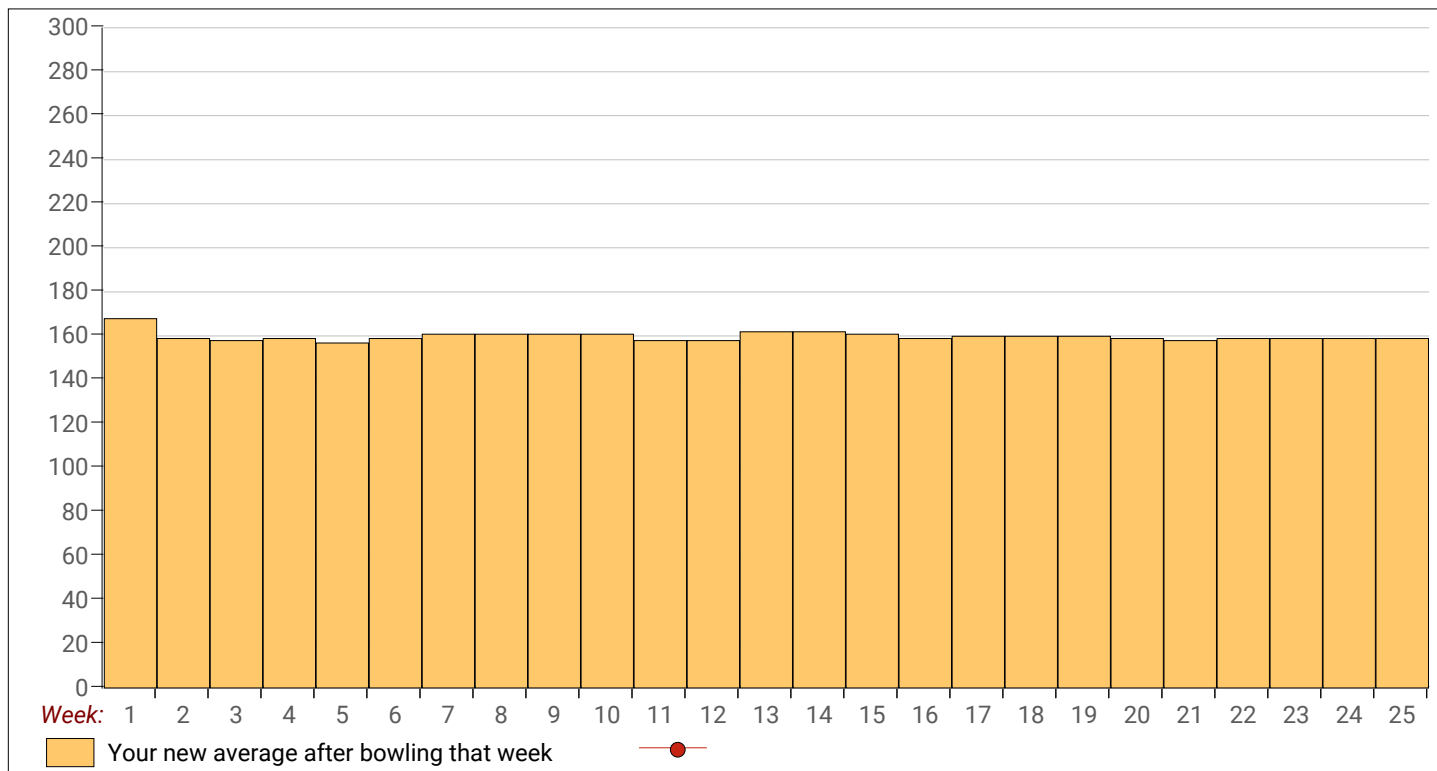
<u>Ave of Game 1</u>	<u>Ave of Game 2</u>	<u>Ave of Game 3</u>
163.65	156.04	158.26

High game of **212** on week **13** High series of **620** on week **13** High average of **168.67** after bowling week **1**
 Low game of **110** on week **19** Low series of **404** on week **11** Low average of **157.47** after bowling week **5**

High Scores by Game

Game #1: **212** on week **13** Game #2: **199** on week **13** Game #3: **209** on week **13**

Note: This report includes information through March 25 which is Week 25 of 25



Note: This report includes information through March 25 which is Week 25 of 25

Dawn Woolard's Bowling Record - Team 24: Team 24

Week No.	Bowling Date	Old Ave	Old HDCP	HDCP							---Average Change---			High Game	High Sers	HDCP Game	HDCP Sers
				-1-	-2-	-3-	Total	Total	Pins	Gms	New	Old	+/-				
1	10/08/17	153	42	136	146	178	460	586	460	3	153.33	- 0.00	= 153.33	178	460	220	586
2	10/15/17	153	42	112	121	128	361	487	821	6	136.83	- 153.33	= -16.50	178	460	220	586
3	10/22/17	136	57	167	164	168	499	670	1320	9	146.67	- 136.83	= 9.83	178	499	225	670
				167 --- 25 Pins Over Average -- Other Awards													
				164 --- 25 Pins Over Average -- Other Awards													
				168 --- 25 Pins Over Average -- Other Awards													
4	10/29/17	146	48	153	151	185	489	633	1809	12	150.75	- 146.67	= 4.08	185	499	233	670
				185 --- 25 Pins Over Average -- Other Awards													
5	11/05/17	150	45	162	150	178	490	625	2299	15	153.27	- 150.75	= 2.52	185	499	233	670
				178 --- 25 Pins Over Average -- Other Awards													
6	11/12/17	153	42	201	179	185	565	691	2864	18	159.11	- 153.27	= 5.84	201	565	243	691
				201 --- 25 Pins Over Average -- Other Awards													
				179 --- 25 Pins Over Average -- Other Awards													
				185 --- 25 Pins Over Average -- Other Awards													
7	11/19/17	159	36	161	168	119	448	556	3312	21	157.71	- 159.11	= -1.40	201	565	243	691
8	11/26/17	157	38	192	154	189	535	649	3847	24	160.29	- 157.71	= 2.58	201	565	243	691
				192 --- 25 Pins Over Average -- Other Awards													
				189 --- 25 Pins Over Average -- Other Awards													
9	12/03/17	160	36	168	186	199	553	661	4400	27	162.96	- 160.29	= 2.67	201	565	243	691
				186 --- 25 Pins Over Average -- Other Awards													
				199 --- 25 Pins Over Average -- Other Awards													
10	12/10/17	162	34	147	192	199	538	640	4938	30	164.60	- 162.96	= 1.64	201	565	243	691
				192 --- 25 Pins Over Average -- Other Awards													
				199 --- 25 Pins Over Average -- Other Awards													
11	12/17/17	164	32	174	181	190	545	641	5483	33	166.15	- 164.60	= 1.55	201	565	243	691
				190 --- 25 Pins Over Average -- Other Awards													
12	12/24/17	166	30	177	181	169	527	617	6010	36	166.94	- 166.15	= 0.79	201	565	243	691
13	12/31/17	166	30	160	141	160	461	551	6471	39	165.92	- 166.94	= -1.02	201	565	243	691
14	01/07/18	165	31	138	178	178	494	587	6965	42	165.83	- 165.92	= -0.09	201	565	243	691
15	01/14/18	165	31	160	192	174	526	619	7491	45	166.47	- 165.83	= 0.63	201	565	243	691
				192 --- 25 Pins Over Average -- Other Awards													
16	01/21/18	166	30	175	177	156	508	598	7999	48	166.65	- 166.47	= 0.18	201	565	243	691
17	01/28/18	166	30	179	205	160	544	634	8543	51	167.51	- 166.65	= 0.86	205	565	243	691
				205 --- 25 Pins Over Average -- Other Awards													
18	02/04/18	167	29	212	226	173	611	698	9154	54	169.52	- 167.51	= 2.01	226	611	255	698
				212 --- 25 Pins Over Average -- Other Awards													
				226 --- 50 Pins Over Average -- Other Awards													
19	02/11/18	169	27	154	181	225	560	641	9714	57	170.42	- 169.52	= 0.90	226	611	255	698
				225 --- 50 Pins Over Average -- Other Awards													
20	02/18/18	170	27	149	175	143	467	548	10181	60	169.68	- 170.42	= -0.74	226	611	255	698
21	02/25/18	169	27	162	166	169	497	578	10678	63	169.49	- 169.68	= -0.19	226	611	255	698
22	03/04/18	169	27	200	164	152	516	597	11194	66	169.61	- 169.49	= 0.11	226	611	255	698
				200 --- 25 Pins Over Average -- Other Awards													
23	03/11/18	169	27	180	161	173	514	595	11708	69	169.68	- 169.61	= 0.08	226	611	255	698
24	03/18/18	169	27	160	178	184	522	603	12230	72	169.86	- 169.68	= 0.18	226	611	255	698
25	03/25/18	169	27	173	149	170	492	573	12722	75	169.63	- 169.86	= -0.23	226	611	255	698

<u><100</u>	<u>100's</u>	<u>125's</u>	<u>150's</u>	<u>175's</u>	<u>200's</u>	<u>225's</u>	<u>250's</u>	<u>275's</u>	<u>300's</u>
	3	9	31	26	4	2			
<u><400</u>	<u>400's</u>	<u>450's</u>	<u>500's</u>	<u>550's</u>	<u>600's</u>	<u>650's</u>	<u>700's</u>	<u>750's</u>	<u>800's</u>
1	1	9	10	3	1				

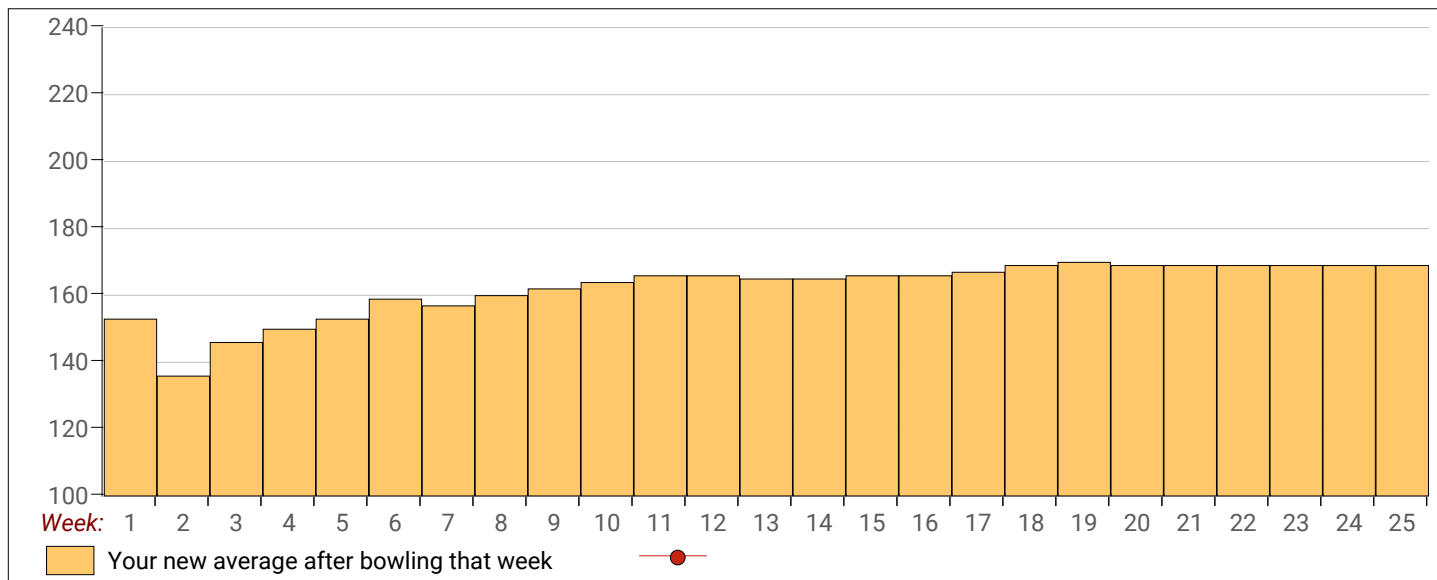
<u>Ave of Game 1</u>	<u>Ave of Game 2</u>	<u>Ave of Game 3</u>
166.08	170.64	172.16

Note: This report includes information through March 25 which is Week 25 of 25

High game of 226 on week 18 High series of 611 on week 18 High average of 170.42 after bowling week 19
Low game of 112 on week 2 Low series of 361 on week 2 Low average of 136.83 after bowling week 2

High Scores by Game

Game #1: 212 on week 18 Game #2: 226 on week 18 Game #3: 225 on week 19



Note: This report includes information through March 25 which is Week 25 of 25

Tim Adelman's Bowling Record - Team 25: Stud & The Dude

Week No.	Bowling Date	Old Ave	Old HDCP	HDCP				---Average Change---				High Game	High Sers	HDCP Game	HDCP Sers		
				-1-	-2-	-3-	Total	Total	Pins	Gms	New					Old	+/-
1	10/08/17	198	1	171	166	257	594	597	594	3	198.00	- 0.00	= 198.00	257	594	258	597
2	10/15/17	198	1	183	178	171	532	535	1126	6	187.67	- 198.00	= -10.33	257	594	258	597
3	10/22/17	187	11	190	171	178	539	572	1665	9	185.00	- 187.67	= -2.67	257	594	258	597
4	10/29/17	185	13	212	158	176	546	585	2211	12	184.25	- 185.00	= -0.75	257	594	258	597
				212 --- 25 Pins Over Average -- Other Awards													
5	11/05/17	184	14	251	223	184	658	700	2869	15	191.27	- 184.25	= 7.02	257	658	265	700
				251 --- 50 Pins Over Average -- Other Awards													
				223 --- 25 Pins Over Average -- Other Awards													
6	11/12/17	191	8	167	182	215	564	588	3433	18	190.72	- 191.27	= -0.54	257	658	265	700
7	11/19/17	190	9	157	169	233	559	586	3992	21	190.10	- 190.72	= -0.63	257	658	265	700
				233 --- 25 Pins Over Average -- Other Awards													
8	11/26/17	190	9	139	186	224	549	576	4541	24	189.21	- 190.10	= -0.89	257	658	265	700
				224 --- 25 Pins Over Average -- Other Awards													
9	12/03/17	189	9	184	201	205	590	617	5131	27	190.04	- 189.21	= 0.83	257	658	265	700
10	12/10/17	190	9	266	178	244	688	715	5819	30	193.97	- 190.04	= 3.93	266	688	275	715
				266 --- 75 Pins Over Average -- Other Awards													
				244 --- 50 Pins Over Average -- Other Awards													
11	12/17/17	193	6	189	179	179	547	565	6366	33	192.91	- 193.97	= -1.06	266	688	275	715
12	12/24/17	192	7	201	159	183	543	564	6909	36	191.92	- 192.91	= -0.99	266	688	275	715
13	12/31/17	191	8	152	157	181	490	514	7399	39	189.72	- 191.92	= -2.20	266	688	275	715
14	01/07/18	189	9	173	193	191	557	584	7956	42	189.43	- 189.72	= -0.29	266	688	275	715
15	01/14/18	189	9	172	193	152	517	544	8473	45	188.29	- 189.43	= -1.14	266	688	275	715
16	01/21/18	188	10	191	144	190	525	555	8998	48	187.46	- 188.29	= -0.83	266	688	275	715
17	01/28/18	187	11	170	148	203	521	554	9519	51	186.65	- 187.46	= -0.81	266	688	275	715
18	02/04/18	186	12	157	222	177	556	592	10075	54	186.57	- 186.65	= -0.07	266	688	275	715
				222 --- 25 Pins Over Average -- Other Awards													
19	02/11/18	186	12	190	190	151	531	567	10606	57	186.07	- 186.57	= -0.50	266	688	275	715
20	02/18/18	186	12	160	174	188	522	558	11128	60	185.47	- 186.07	= -0.60	266	688	275	715
21	02/25/18	185	13	178	201	134	513	552	11641	63	184.78	- 185.47	= -0.69	266	688	275	715
22	03/04/18	184	14	165	147	159	471	513	12112	66	183.52	- 184.78	= -1.26	266	688	275	715
23	03/11/18	183	15	193	166	197	556	601	12668	69	183.59	- 183.52	= 0.08	266	688	275	715
24	03/18/18	183	15	170	159	167	496	541	13164	72	182.83	- 183.59	= -0.76	266	688	275	715
25	03/25/18	182	16	167	157	195	519	567	13683	75	182.44	- 182.83	= -0.39	266	688	275	715

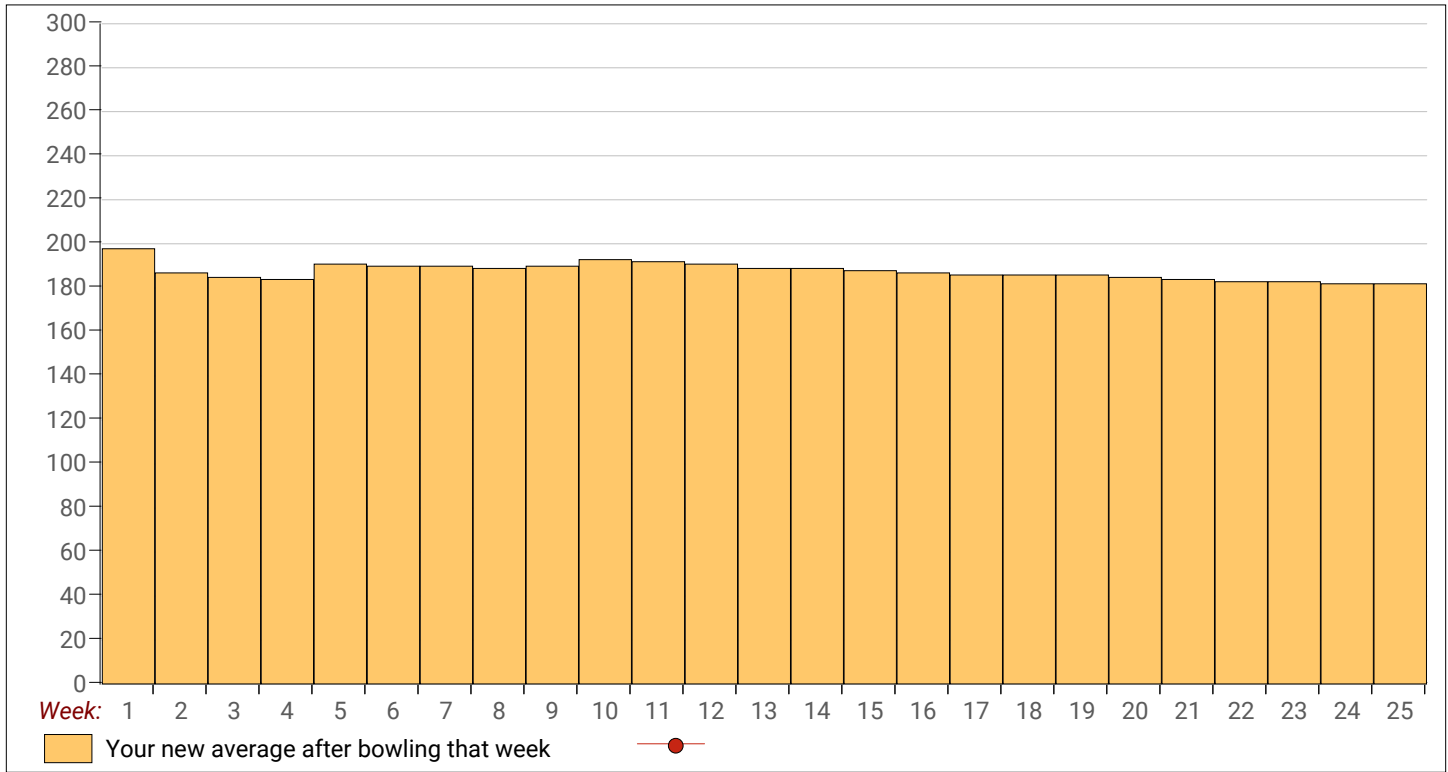
<u><100</u>	<u>100's</u>	<u>125's</u>	<u>150's</u>	<u>175's</u>	<u>200's</u>	<u>225's</u>	<u>250's</u>	<u>275's</u>	<u>300's</u>
		5	27	28	10	2	3		
<u><400</u>	<u>400's</u>	<u>450's</u>	<u>500's</u>	<u>550's</u>	<u>600's</u>	<u>650's</u>	<u>700's</u>	<u>750's</u>	<u>800's</u>
		3	13	7		2			

<u>Ave of Game 1</u>	<u>Ave of Game 2</u>	<u>Ave of Game 3</u>
181.92	176.04	189.36

High game of 266 on week 10 High series of 688 on week 10 High average of 198.00 after bowling week 1
 Low game of 134 on week 21 Low series of 471 on week 22 Low average of 182.44 after bowling week 25

High Scores by Game
 Game #1: 266 on week 10 Game #2: 223 on week 5 Game #3: 257 on week 1

Note: This report includes information through March 25 which is Week 25 of 25



Note: This report includes information through March 25 which is Week 25 of 25

Richard (Gator) Wallen's Bowling Record - Team 25: Stud & The Dude

Week No.	Bowling Date	Old Ave	Old HDCP	HDCP							---Average Change---			High Game	High Sers	HDCP Game	HDCP Sers		
				-1-	-2-	-3-	Total	Total	Pins	Gms	New	Old	---+/-						
1	10/08/17	182	16	174	176	197	547	595	547	3	182.33	-	0.00	=	182.33	197	547	213	595
2	10/15/17	182	16	211	204	174	589	637	1136	6	189.33	-	182.33	=	7.00	211	589	227	637
				211 --- 25 Pins Over Average -- Other Awards															
3	10/22/17	189	9	166	199	159	524	551	1660	9	184.44	-	189.33	=	-4.89	211	589	227	637
4	10/29/17	184	14	186	173	247	606	648	2266	12	188.83	-	184.44	=	4.39	247	606	261	648
				247 --- 50 Pins Over Average -- Other Awards															
5	11/05/17	188	10	192	200	232	624	654	2890	15	192.67	-	188.83	=	3.83	247	624	261	654
				232 --- 25 Pins Over Average -- Other Awards															
6	11/12/17	192	7	159	211	189	559	580	3449	18	191.61	-	192.67	=	-1.06	247	624	261	654
7	11/19/17	191	8	180	236	212	628	652	4077	21	194.14	-	191.61	=	2.53	247	628	261	654
				236 --- 25 Pins Over Average -- Other Awards															
8	11/26/17	194	5	168	170	210	548	563	4625	24	192.71	-	194.14	=	-1.43	247	628	261	654
9	12/03/17	192	7	176	193	202	571	592	5196	27	192.44	-	192.71	=	-0.26	247	628	261	654
10	12/10/17	192	7	195	245	190	630	651	5826	30	194.20	-	192.44	=	1.76	247	630	261	654
				245 --- 50 Pins Over Average -- Other Awards															
11	12/17/17	194	5	167	193	213	573	588	6399	33	193.91	-	194.20	=	-0.29	247	630	261	654
12	12/24/17	193	6	195	159	247	601	619	7000	36	194.44	-	193.91	=	0.54	247	630	261	654
				247 --- 50 Pins Over Average -- Other Awards															
13	12/31/17	194	5	201	187	161	549	564	7549	39	193.56	-	194.44	=	-0.88	247	630	261	654
14	01/07/18	193	6	191	194	222	607	625	8156	42	194.19	-	193.56	=	0.63	247	630	261	654
				222 --- 25 Pins Over Average -- Other Awards															
15	01/14/18	194	5	225	186	171	582	597	8738	45	194.18	-	194.19	=	-0.01	247	630	261	654
				225 --- 25 Pins Over Average -- Other Awards															
16	01/21/18	194	5	161	174	210	545	560	9283	48	193.40	-	194.18	=	-0.78	247	630	261	654
17	01/28/18	193	6	168	194	211	573	591	9856	51	193.25	-	193.40	=	-0.14	247	630	261	654
18	02/04/18	193	6	135	166	233	534	552	10390	54	192.41	-	193.25	=	-0.85	247	630	261	654
				233 --- 25 Pins Over Average -- Other Awards															
19	02/11/18	192	7	197	195	189	581	602	10971	57	192.47	-	192.41	=	0.07	247	630	261	654
20	02/18/18	192	7	201	198	167	566	587	11537	60	192.28	-	192.47	=	-0.19	247	630	261	654
21	02/25/18	192	7	132	200	136	468	489	12005	63	190.56	-	192.28	=	-1.73	247	630	261	654
22	03/04/18	190	9	206	179	167	552	579	12557	66	190.26	-	190.56	=	-0.30	247	630	261	654
23	03/11/18	190	9	191	189	192	572	599	13129	69	190.28	-	190.26	=	0.02	247	630	261	654
24	03/18/18	190	9	210	224	197	631	658	13760	72	191.11	-	190.28	=	0.84	247	631	261	658
				224 --- 25 Pins Over Average -- Other Awards															
25	03/25/18	191	8	220	190	228	638	662	14398	75	191.97	-	191.11	=	0.86	247	638	261	662
				220 --- 25 Pins Over Average -- Other Awards															
				228 --- 25 Pins Over Average -- Other Awards															

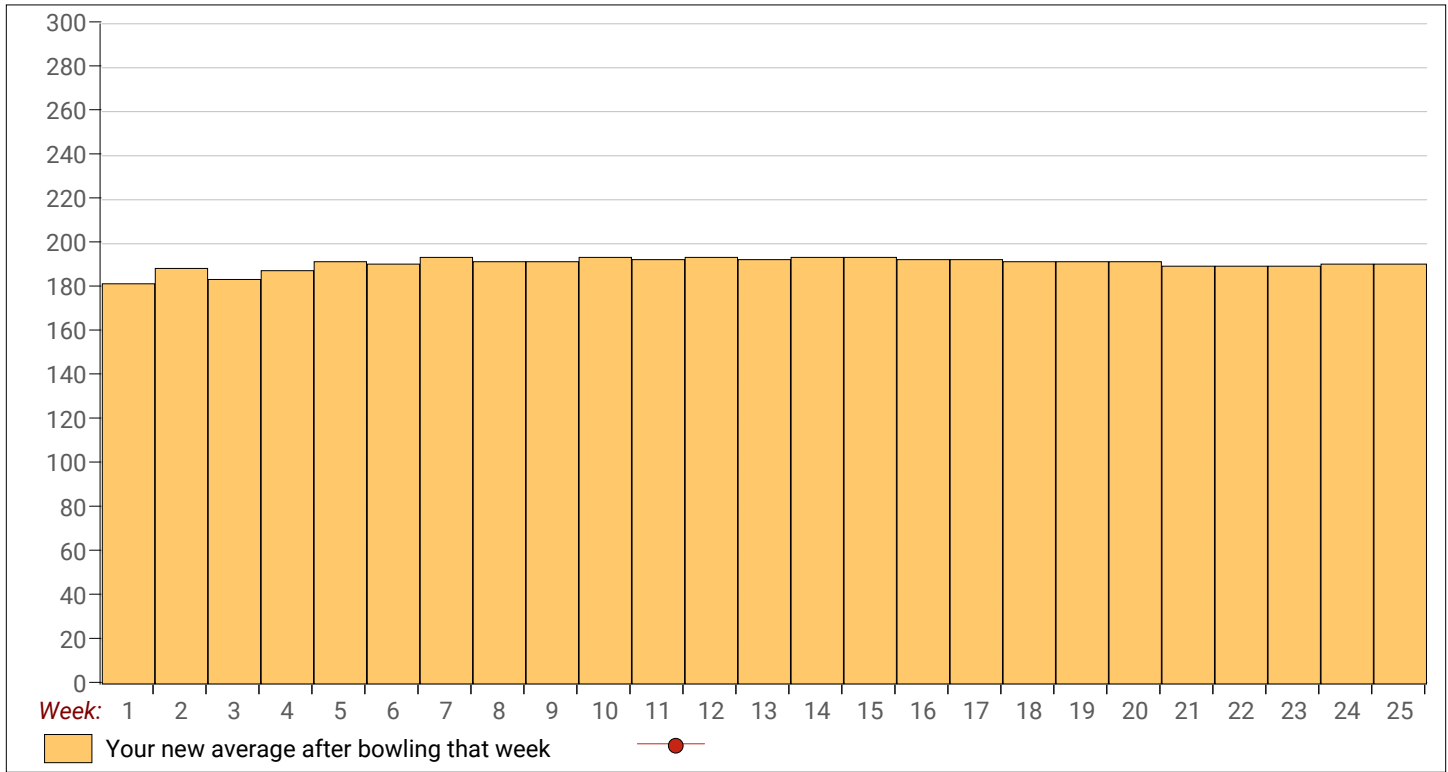
<u><100</u>	<u>100's</u>	<u>125's</u>	<u>150's</u>	<u>175's</u>	<u>200's</u>	<u>225's</u>	<u>250's</u>	<u>275's</u>	<u>300's</u>
		3	18	28	18	8			
<u><400</u>	<u>400's</u>	<u>450's</u>	<u>500's</u>	<u>550's</u>	<u>600's</u>	<u>650's</u>	<u>700's</u>	<u>750's</u>	<u>800's</u>
		1	6	10	8				
<u>Ave of Game 1</u>			<u>Ave of Game 2</u>			<u>Ave of Game 3</u>			
184.28			193.40			198.24			

High game of **247** on week **4** High series of **638** on week **25** High average of **194.44** after bowling week **12**
 Low game of **132** on week **21** Low series of **468** on week **21** Low average of **182.33** after bowling week **1**

High Scores by Game

Game #1: **225** on week **15** Game #2: **245** on week **10** Game #3: **247** on week **4**

Note: This report includes information through March 25 which is Week 25 of 25



Note: This report includes information through March 25 which is Week 25 of 25

VACANT's Bowling Record - Team 26: BYE

Week No.	Bowling Date	Old Ave	Old HDCP					HDCP		---Average Change---			High Game	High Sers	HDCP Game	HDCP Sers
				-1-	-2-	-3-	Total	Total	Pins	Gms	New - Old	---> +/-				
1	10/08/17	120	0				0	0	0	0	-	0.00	=	0.00	0	0
2	10/15/17	120	0				0	0	0	0	-	0.00	=	0.00	0	0
3	10/22/17	120	0				0	0	0	0	-	0.00	=	0.00	0	0
4	10/29/17	120	0				0	0	0	0	-	0.00	=	0.00	0	0
5	11/05/17	120	0				0	0	0	0	-	0.00	=	0.00	0	0
6	11/12/17	120	0				0	0	0	0	-	0.00	=	0.00	0	0
7	11/19/17	120	0				0	0	0	0	-	0.00	=	0.00	0	0
8	11/26/17	120	0				0	0	0	0	-	0.00	=	0.00	0	0
9	12/03/17	120	0				0	0	0	0	-	0.00	=	0.00	0	0
10	12/10/17	120	0				0	0	0	0	-	0.00	=	0.00	0	0
11	12/17/17	120	0				0	0	0	0	-	0.00	=	0.00	0	0
12	12/24/17	120	0				0	0	0	0	-	0.00	=	0.00	0	0
13	12/31/17	120	0				0	0	0	0	-	0.00	=	0.00	0	0
14	01/07/18	120	0				0	0	0	0	-	0.00	=	0.00	0	0
15	01/14/18	120	0				0	0	0	0	-	0.00	=	0.00	0	0
16	01/21/18	120	0				0	0	0	0	-	0.00	=	0.00	0	0
17	01/28/18	120	0				0	0	0	0	-	0.00	=	0.00	0	0
18	02/04/18	120	0				0	0	0	0	-	0.00	=	0.00	0	0
19	02/11/18	120	0				0	0	0	0	-	0.00	=	0.00	0	0
20	02/18/18	120	0				0	0	0	0	-	0.00	=	0.00	0	0
21	02/25/18	120	0				0	0	0	0	-	0.00	=	0.00	0	0
22	03/04/18	120	0				0	0	0	0	-	0.00	=	0.00	0	0
23	03/11/18	120	0				0	0	0	0	-	0.00	=	0.00	0	0
24	03/18/18	120	0				0	0	0	0	-	0.00	=	0.00	0	0
25	03/25/18	120	72				0	0	0	0	-	0.00	=	0.00	0	0

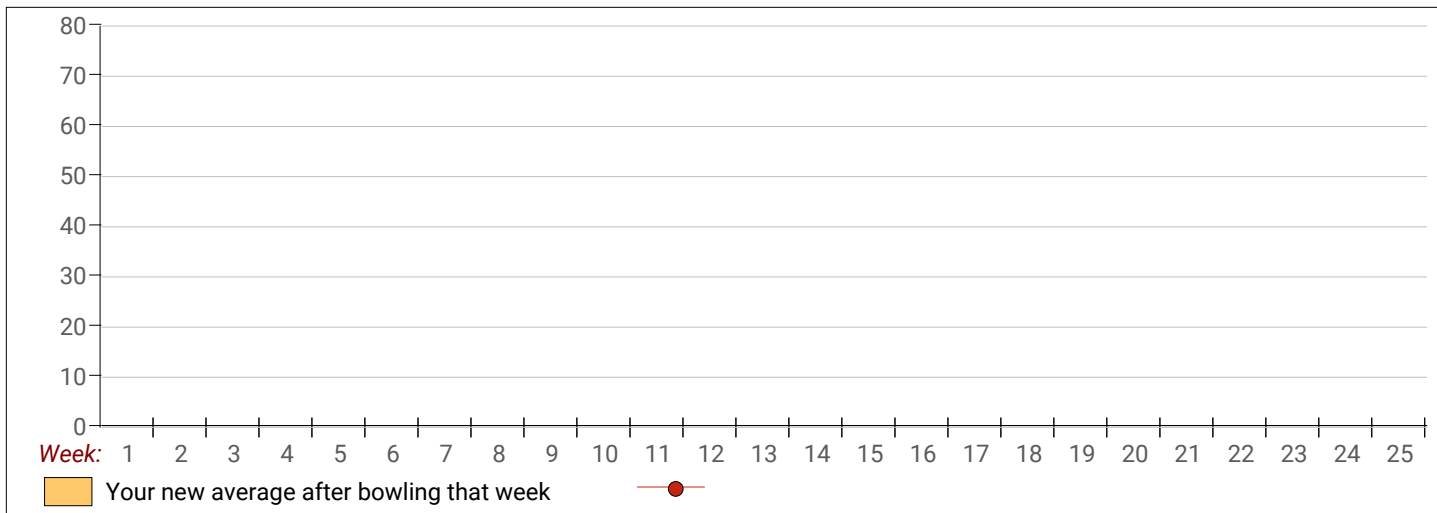
- <100
- 100's
- 125's
- 150's
- 175's
- 200's
- 225's
- 250's
- 275's
- 300's
- <400
- 400's
- 450's
- 500's
- 550's
- 600's
- 650's
- 700's
- 750's
- 800's

Ave of Game 1 Ave of Game 2 Ave of Game 3

High game of 0 on week 0 High series of 0 on week 0 High average of 0.00 after bowling week 25
 Low game of 0 on week 0 Low series of 0 on week 0 Low average of 0.00 after bowling week 25

High Scores by Game

Game #1: 0 on week 0 Game #2: 0 on week 0 Game #3: 0 on week 0



Note: This report includes information through March 25 which is Week 25 of 25

VACANT's Bowling Record - Team 26: BYE

Week No.	Bowling Date	Old Ave	Old HDCP				HDCP				---Average Change---			High Game	High Sers	HDCP Game	HDCP Sers	
				-1-	-2-	-3-	Total	Total	Pins	Gms	New	Old	--->					+/-
1	10/08/17	120	0				0	0	0	0	-	0.00	=	0.00	0	0		
2	10/15/17	120	0				0	0	0	0	-	0.00	=	0.00	0	0		
3	10/22/17	120	0				0	0	0	0	-	0.00	=	0.00	0	0		
4	10/29/17	120	0				0	0	0	0	-	0.00	=	0.00	0	0		
5	11/05/17	120	0				0	0	0	0	-	0.00	=	0.00	0	0		
6	11/12/17	120	0				0	0	0	0	-	0.00	=	0.00	0	0		
7	11/19/17	120	0				0	0	0	0	-	0.00	=	0.00	0	0		
8	11/26/17	120	0				0	0	0	0	-	0.00	=	0.00	0	0		
9	12/03/17	120	0				0	0	0	0	-	0.00	=	0.00	0	0		
10	12/10/17	120	0				0	0	0	0	-	0.00	=	0.00	0	0		
11	12/17/17	120	0				0	0	0	0	-	0.00	=	0.00	0	0		
12	12/24/17	120	0				0	0	0	0	-	0.00	=	0.00	0	0		
13	12/31/17	120	0				0	0	0	0	-	0.00	=	0.00	0	0		
14	01/07/18	120	0				0	0	0	0	-	0.00	=	0.00	0	0		
15	01/14/18	120	0				0	0	0	0	-	0.00	=	0.00	0	0		
16	01/21/18	120	0				0	0	0	0	-	0.00	=	0.00	0	0		
17	01/28/18	120	0				0	0	0	0	-	0.00	=	0.00	0	0		
18	02/04/18	120	0				0	0	0	0	-	0.00	=	0.00	0	0		
19	02/11/18	120	0				0	0	0	0	-	0.00	=	0.00	0	0		
20	02/18/18	120	0				0	0	0	0	-	0.00	=	0.00	0	0		
21	02/25/18	120	0				0	0	0	0	-	0.00	=	0.00	0	0		
22	03/04/18	120	0				0	0	0	0	-	0.00	=	0.00	0	0		
23	03/11/18	120	0				0	0	0	0	-	0.00	=	0.00	0	0		
24	03/18/18	120	0				0	0	0	0	-	0.00	=	0.00	0	0		
25	03/25/18	120	72				0	0	0	0	-	0.00	=	0.00	0	0		

- <100
- 100's
- 125's
- 150's
- 175's
- 200's
- 225's
- 250's
- 275's
- 300's
- <400
- 400's
- 450's
- 500's
- 550's
- 600's
- 650's
- 700's
- 750's
- 800's

Ave of Game 1 Ave of Game 2 Ave of Game 3

High game of 0 on week 0 High series of 0 on week 0 High average of 0.00 after bowling week 25
 Low game of 0 on week 0 Low series of 0 on week 0 Low average of 0.00 after bowling week 25

High Scores by Game

Game #1: 0 on week 0 Game #2: 0 on week 0 Game #3: 0 on week 0

