

Tuesday 6:00 pm

Midwest Coin Concepts

Lanes 1 - 4

USBC Certification:

Important Messages

Thank you for Participating in the Former Bubba's now Danny's Dugout Silver Strike Bowling League.

We're glad that you teams were the core to keep this league afloat. Lisa has been doing a great job working with management at Danny's, and also with the Midwest Coin Concepts League Office.

The mere existence of your league has gotten other people who are new to Danny's interested in participating, and we fully expect to grow the league the next session we do.

Look for new posters and signup sheets in the no-to-far future for the next upcoming Silver Strike League!

From all of us, thank you for participating!

Team Standings

Place	#	Team Name	%Won	Points Won	Points Lost	UnEarned Points	Y-T-D % WON	Year-To-Date WON	Y-T-D LOST	Games Won	Scratch Pins	Pins + HDCP
1	2	100 Style Points	65.6	21	11		65.6	21	11	15	8446	9478
2	1	Team Brits	59.4	19	13		59.4	19	13	14	6775	9763
3	4	Alley Katz	53.1	17	15		53.1	17	15	12	8772	9876
4	3	The Bowling Stones	21.9	7	25		21.9	7	25	7	6719	9056

Review of Last Week's Bowling.....

Lanes	Team Name	HDCP -1-	HDCP -2-	HDCP -3-	HDCP Total	Last Wk WON		Team Name	HDCP -1-	HDCP -2-	HDCP -3-	HDCP Total	Last Wk WON
1-2	Team Brits	402	389	405	1196	1	<-->	100 Style Points	419	399	379	1197	3
3-4	Alley Katz	413	427	399	1239	4	<-->	The Bowling Stones	388	347	397	1132	0

Thanks for bowling! We hope you had a good time. See you next season!

Last Week's Top Scores

	Scratch Game	395	Alley Katz		374	100 Style Points		298	Team Brits
	Scratch Series	1143	Alley Katz		1062	100 Style Points		875	Team Brits
	Handicap Game	427	Alley Katz		419	100 Style Points		405	Team Brits
	Handicap Series	1239	Alley Katz		1197	100 Style Points		1196	Team Brits
Men	Scratch Game	213	Terry Tenter		202	Scott Stueve		190	Paul Marquis
	Scratch Series	594	Terry Tenter		551	Scott Stueve		549	Austin Tenter
	Handicap Game	223	Terry Tenter		221	Paul Marquis		220	Scott Stueve
	Handicap Series	624	Terry Tenter		620	Paul Marquis		615	Austin Tenter
Women	Scratch Game	152	Joanne Tennison		139	Gina Klein		125	Lisa Marquis
	Scratch Series	433	Joanne Tennison		378	Gina Klein		348	Lisa Marquis
	Handicap Game	202	Gina Klein		201	Lisa Marquis		196	Joanne Tennison
	Handicap Series	576	Lisa Marquis		567	Gina Klein		565	Joanne Tennison

Season High Scores

	Scratch Game	430	Alley Katz		411	100 Style Points		347	The Bowling Stones
	Scratch Series	1248	Alley Katz		1162	100 Style Points		952	Team Brits
	Handicap Game	506	Team Brits		484	Alley Katz		466	100 Style Points
	Handicap Series	1421	Team Brits		1410	Alley Katz		1327	100 Style Points
Bowlers must have completed a minimum of 16 games to be eligible for any league award.									
Men	Scratch Game	233	Paul Marquis		227	Terry Tenter		224	Tim Dombrowske
	Scratch Series	628	Terry Tenter		620	Austin Tenter		591	Scott Stueve
	Handicap Game	278	Paul Marquis		251	Tim Dombrowske		249	Terry Tenter
	Handicap Series	741	Paul Marquis		716	Austin Tenter		709	Tim Dombrowske

Season High Scores - Continued

Women	Scratch Game	183	Gina Klein	183	Joanne Tennison	162	Lisa Marquis
	Scratch Series	498	Joanne Tennison	429	Gina Klein	407	Lisa Marquis
	Handicap Game	243	Gina Klein	236	Lisa Marquis	226	Joanne Tennison
	Handicap Series	680	Lisa Marquis	624	Joanne Tennison	600	Gina Klein

Team Rosters

ID #	Bowling Hand	Name	Ave HDCP		Pins Gms		To Raise Avg +1	To Drop Avg -1	-1-	-2-	-3-	Total	HDCP
	Total												
1 - Team Brits													
5		Lisa Marquis	115	76	2767	24	365	337	105	125	118	348	576
6		Paul Marquis	167	29	4008	24	528	500	190	157	180	527	620
2 - 100 Style Points													
9		Tim Dombrowske	170	27	4098	24	519	491	172	170	169	511	592
10		Scott Stueve	181	17	4348	24	566	538	202	184	165	551	605
3 - The Bowling Stones													
3		Gina Klein	129	63	3110	24	400	372	129	110	139	378	567
34		Joanne Tennison	150	45	3609	24	468	440	152	130	151	433	565
4 - Alley Katz													
28		Terry Tenter	189	9	4548	24	582	554	198	213	183	594	624
29		Austin Tenter	176	21	4224	24	555	527	183	182	184	549	615

Temporary Substitutes

Name	Ave HDCP	Pins	Gms	High Game	High Sers	HDCP Game	HDCP Sers	-1-	-2-	-3-	Total	HDCP Total
------	----------	------	-----	-----------	-----------	-----------	-----------	-----	-----	-----	-------	------------

Tuesday 6:00 pm

Midwest Coin Concepts

Lanes 1 - 4

Note: This report includes information through October 30 which is Week 8 of 8

Lisa Marquis's Bowling Record - Team 1: Team Brits

Week No.	Bowling Date	Old Ave	Old HDCP						HDCP		---Average Change---				High Game	High Sers	HDCP Game	HDCP Sers	
				-1-	-2-	-3-	Total	Total	Pins	Gms	New - Old ---> +/-								
1	09/11/18	98	91	78	115	102	295	568	295	3	98.33	-	0.00	=	98.33	115	295	206	568
2	09/18/18	98	91	132	138	137	407	680	702	6	117.00	-	98.33	=	18.67	138	407	229	680
				132 --- 25 Pins Over Average -- Other Awards															
				138 --- 25 Pins Over Average -- Other Awards															
				137 --- 25 Pins Over Average -- Other Awards															
3	09/25/18	117	74	114	162	125	401	623	1103	9	122.56	-	117.00	=	5.56	162	407	236	680
				162 --- 25 Pins Over Average -- Other Awards															
4	10/02/18	122	70	106	143	135	384	594	1487	12	123.92	-	122.56	=	1.36	162	407	236	680
5	10/09/18	123	69	114	95	73	282	489	1769	15	117.93	-	123.92	=	-5.98	162	407	236	680
6	10/16/18	117	74	92	93	95	280	502	2049	18	113.83	-	117.93	=	-4.10	162	407	236	680
7	10/23/18	113	78	106	125	139	370	604	2419	21	115.19	-	113.83	=	1.36	162	407	236	680
				139 --- 25 Pins Over Average -- Other Awards															
8	10/30/18	115	76	105	125	118	348	576	2767	24	115.29	-	115.19	=	0.10	162	407	236	680

<u><100</u>	<u>100's</u>	<u>125's</u>	<u>150's</u>	<u>175's</u>	<u>200's</u>	<u>225's</u>	<u>250's</u>	<u>275's</u>	<u>300's</u>
6	8	9	1						
<u><400</u>	<u>400's</u>	<u>450's</u>	<u>500's</u>	<u>550's</u>	<u>600's</u>	<u>650's</u>	<u>700's</u>	<u>750's</u>	<u>800's</u>
6	2								

<u>Ave of Game 1</u>	<u>Ave of Game 2</u>	<u>Ave of Game 3</u>
105.88	124.50	115.50

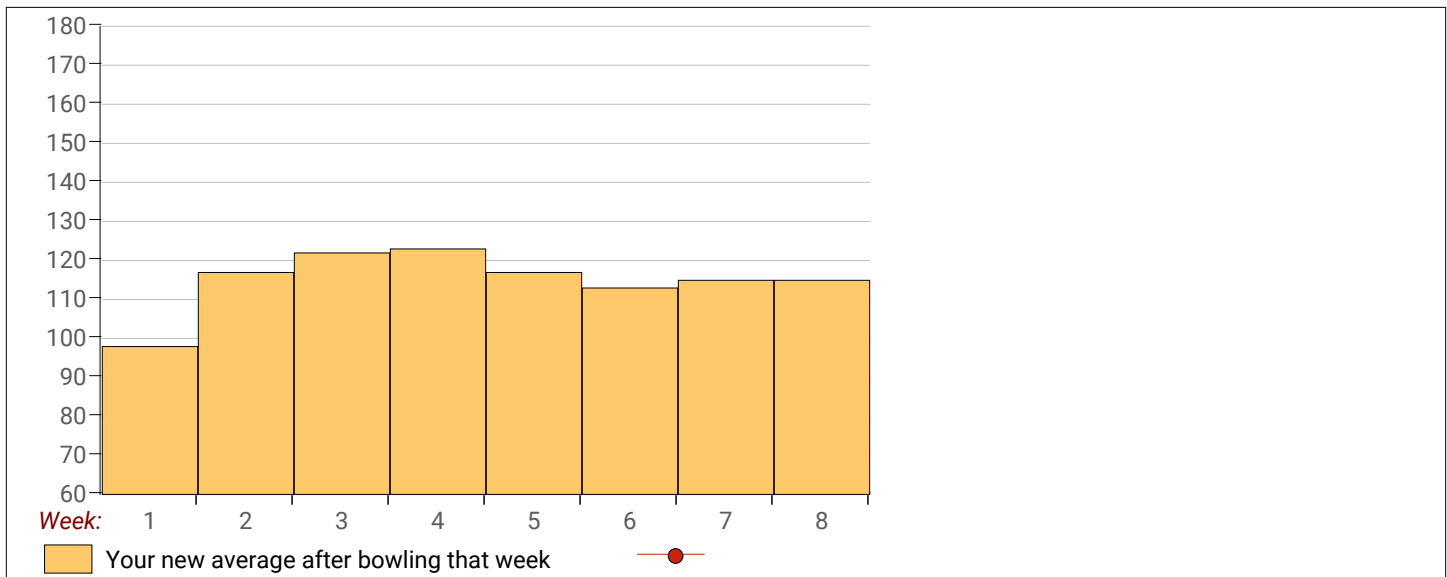
High game of 162 on week 3
Low game of 73 on week 5

High series of 407 on week 2
Low series of 280 on week 6

High average of 123.92 after bowling week 4
Low average of 98.33 after bowling week 1

High Scores by Game

Game #1: 132 on week 2 Game #2: 162 on week 3 Game #3: 139 on week 7



Tuesday 6:00 pm

Midwest Coin Concepts

Lanes 1 - 4

Note: This report includes information through October 30 which is Week 8 of 8

Paul Marquis's Bowling Record - Team 1: Team Brits

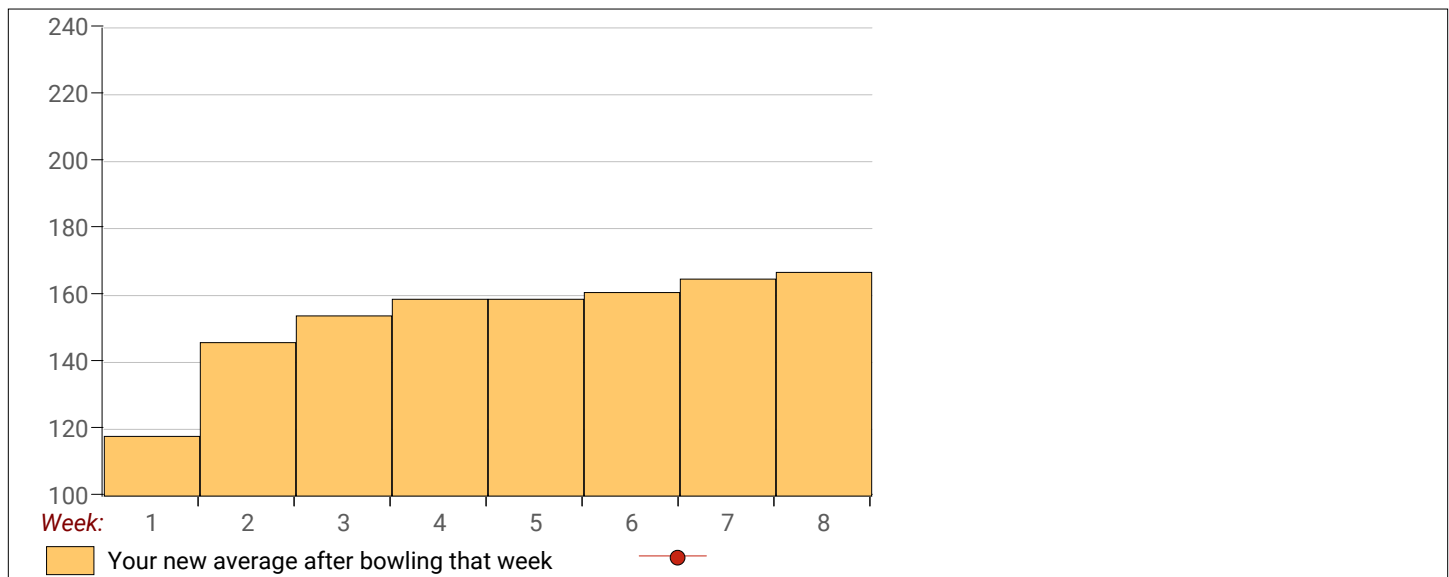
[illegible]

<u>Ave of Game 1</u>	<u>Ave of Game 2</u>	<u>Ave of Game 3</u>
183.13	156.50	161.38

High game of 233 on week 7	High series of 582 on week 7	High average of 167.00 after bowling week 8
Low game of 103 on week 1	Low series of 355 on week 1	Low average of 118.33 after bowling week 1

High Scores by Game

Game #1: 233 on week 7 Game #2: 189 on week 6 Game #3: 205 on week 2



Tuesday6:00 pm

Midwest Coin Concepts

Lanes 1 - 4

Note: This report includes information through October 30 which is Week 8 of 8

Tim Dombrowske's Bowling Record - Team 2: 100 Style Points

Week No.	Bowling Date	Old Ave	Old HDCP	-1-	-2-	-3-	Total	HDCP Total	Pins	Gms	---Average Change---				High Game	High Sers	HDCP Game	HDCP Sers	
											New	Old	---	+/-					
1	09/11/18	148	46	131	148	166	445	583	445	3	148.33	-	0.00	=	148.33	166	445	212	583
2	09/18/18	148	46	166	201	204	571	709	1016	6	169.33	-	148.33	=	21.00	204	571	250	709
201 --- 50 Pins Over Average -- Other Awards																			
204 --- 50 Pins Over Average -- Other Awards																			
3	09/25/18	169	27	164	166	191	521	602	1537	9	170.78	-	169.33	=	1.44	204	571	250	709
4	10/02/18	170	27	159	179	159	497	578	2034	12	169.50	-	170.78	=	-1.28	204	571	250	709
5	10/09/18	169	27	224	164	171	559	640	2593	15	172.87	-	169.50	=	3.37	224	571	251	709
224 --- 50 Pins Over Average -- Other Awards																			
6	10/16/18	172	25	177	157	183	517	592	3110	18	172.78	-	172.87	=	-0.09	224	571	251	709
7	10/23/18	172	25	154	160	163	477	552	3587	21	170.81	-	172.78	=	-1.97	224	571	251	709
8	10/30/18	170	27	172	170	169	511	592	4098	24	170.75	-	170.81	=	-0.06	224	571	251	709

<100	100's	125's	150's	175's	200's	225's	250's	275's	300's
		2	15	4	3				
<400	400's	450's	500's	550's	600's	650's	700's	750's	800's
	1	2	3	2					

Ave of Game 1	Ave of Game 2	Ave of Game 3
168.38	168.13	175.75

High game of 224 on week 5

Low game of 131 on week 1

High series of 571 on week 2

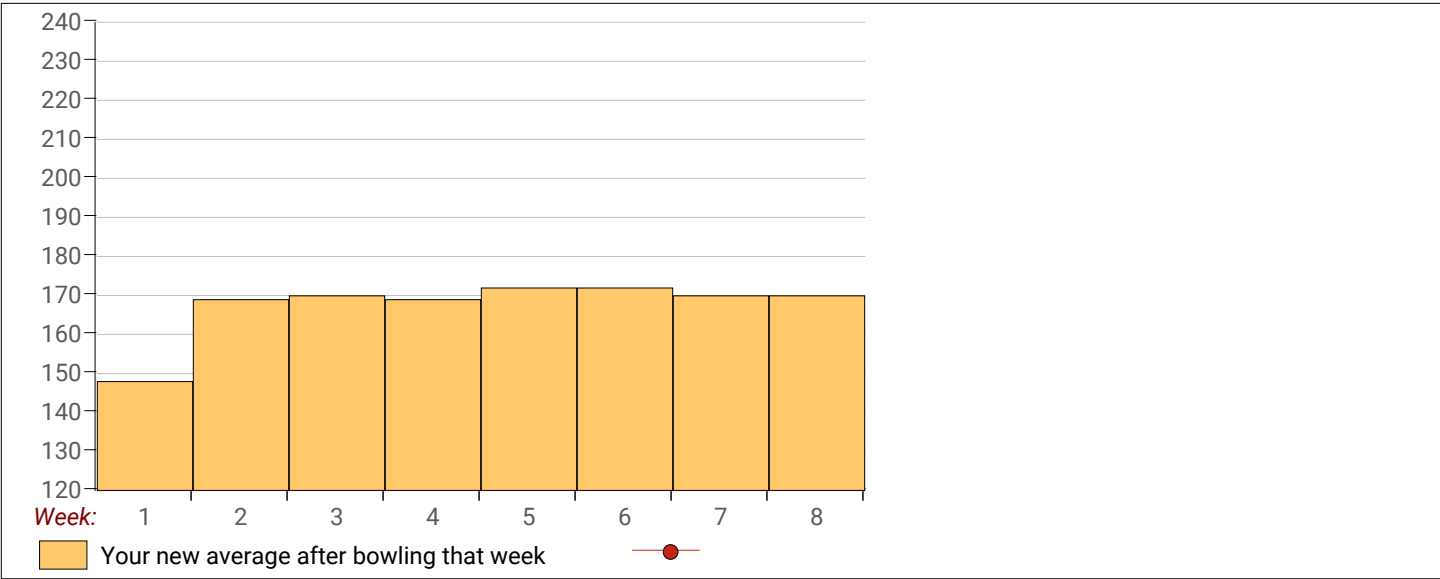
Low series of 445 on week 1

High average of 172.87 after bowling week 5

Low average of 148.33 after bowling week 1

High Scores by Game

Game #1: 224 on week 5 Game #2: 201 on week 2 Game #3: 204 on week 2



Tuesday6:00 pm

Midwest Coin Concepts

Lanes 1 - 4

Note: This report includes information through October 30 which is Week 8 of 8

Scott Stueve's Bowling Record - Team 2: 100 Style Points

Week No.	Bowling Date	Old Ave	Old HDCP	-1-	-2-	-3-	Total	HDCP Total	Pins	Gms	---Average Change---			High Game	High Sers	HDCP Game	HDCP Sers
											New - Old	----> +/-					
1	09/11/18	190	9	191	200	180	571	598	571	3	190.33	- 0.00	= 190.33	200	571	209	598
2	09/18/18	190	9	188	196	207	591	618	1162	6	193.67	- 190.33	= 3.33	207	591	216	618
3	09/25/18	193	6	196	183	157	536	554	1698	9	188.67	- 193.67	= -5.00	207	591	216	618
4	10/02/18	188	10	182	163	184	529	559	2227	12	185.58	- 188.67	= -3.08	207	591	216	618
5	10/09/18	185	13	173	193	178	544	583	2771	15	184.73	- 185.58	= -0.85	207	591	216	618
6	10/16/18	184	14	196	154	173	523	565	3294	18	183.00	- 184.73	= -1.73	207	591	216	618
7	10/23/18	183	15	163	189	151	503	548	3797	21	180.81	- 183.00	= -2.19	207	591	216	618
8	10/30/18	180	18	202	184	165	551	605	4348	24	181.17	- 180.81	= 0.36	207	591	220	618

<100	100's	125's	150's	175's	200's	225's	250's	275's	300's
			8	13	3				
<400	400's	450's	500's	550's	600's	650's	700's	750's	800's
			5	3					

Ave of Game 1	Ave of Game 2	Ave of Game 3
186.38	182.75	174.38

High game of 207 on week 2

Low game of 151 on week 7

High series of 591 on week 2

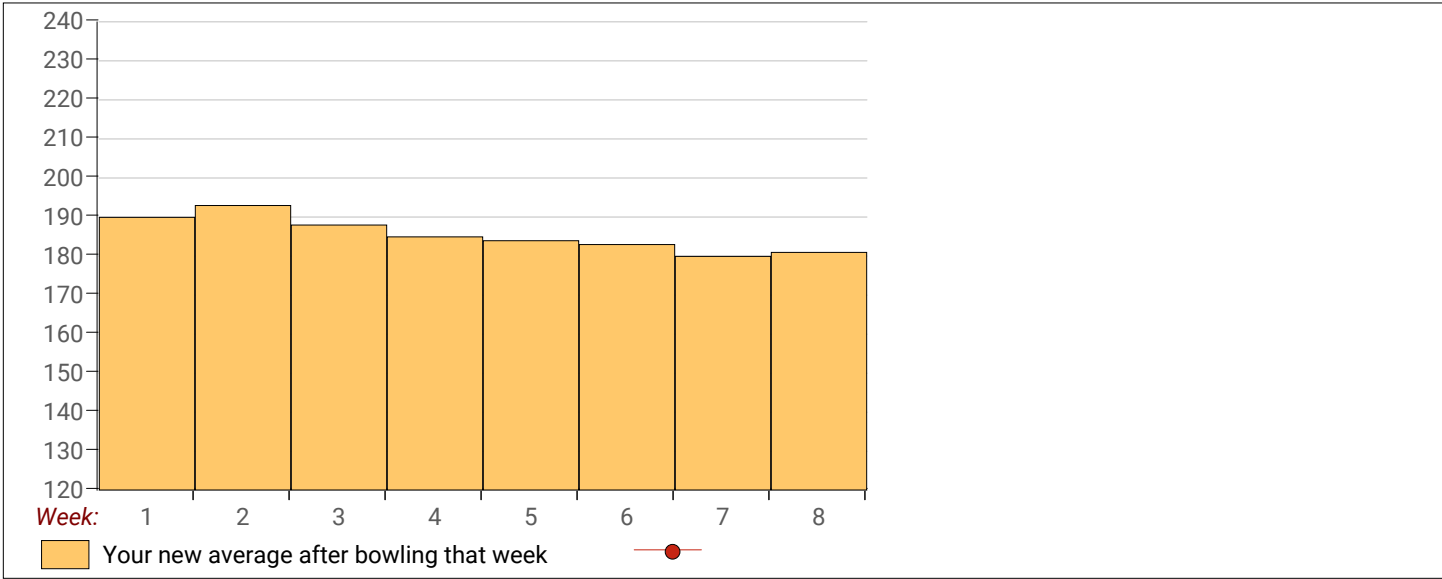
Low series of 503 on week 7

High average of 193.67 after bowling week 2

Low average of 180.81 after bowling week 7

High Scores by Game

Game #1: 202 on week 8 Game #2: 200 on week 1 Game #3: 207 on week 2



Tuesday6:00 pm

Midwest Coin Concepts

Lanes 1 - 4

Note: This report includes information through October 30 which is Week 8 of 8

Gina Klein's Bowling Record - Team 3: The Bowling Stones

Week No.	Bowling Date	Old Ave	Old HDCP	-1-	-2-	-3-	Total	HDCP Total	Pins	Gms	---Average Change---			High Game	High Sers	HDCP Game	HDCP Sers
											New - Old	---> +/-					
1	09/11/18	143	51	137	157	135	429	582	429	3	143.00	- 0.00	= 143.00	157	429	208	582
2	09/18/18	143	51	157	126	120	403	556	832	6	138.67	- 143.00	= -4.33	157	429	208	582
3	09/25/18	138	55	118	156	95	369	534	1201	9	133.44	- 138.67	= -5.22	157	429	211	582
4	10/02/18	133	60	124	113	183	420	600	1621	12	135.08	- 133.44	= 1.64	183	429	243	600
183 --- 50 Pins Over Average -- Other Awards																	
5	10/09/18	135	58	114	156	115	385	559	2006	15	133.73	- 135.08	= -1.35	183	429	243	600
6	10/16/18	133	60	150	115	121	386	566	2392	18	132.89	- 133.73	= -0.84	183	429	243	600
7	10/23/18	132	61	123	114	103	340	523	2732	21	130.10	- 132.89	= -2.79	183	429	243	600
8	10/30/18	130	63	129	110	139	378	567	3110	24	129.58	- 130.10	= -0.51	183	429	243	600

<100	100's	125's	150's	175's	200's	225's	250's	275's	300's
1	12	5	5	1					
<400	400's	450's	500's	550's	600's	650's	700's	750's	800's
5	3								

Ave of Game 1	Ave of Game 2	Ave of Game 3
131.50	130.88	126.38

High game of 183 on week 4

Low game of 95 on week 3

High series of 429 on week 1

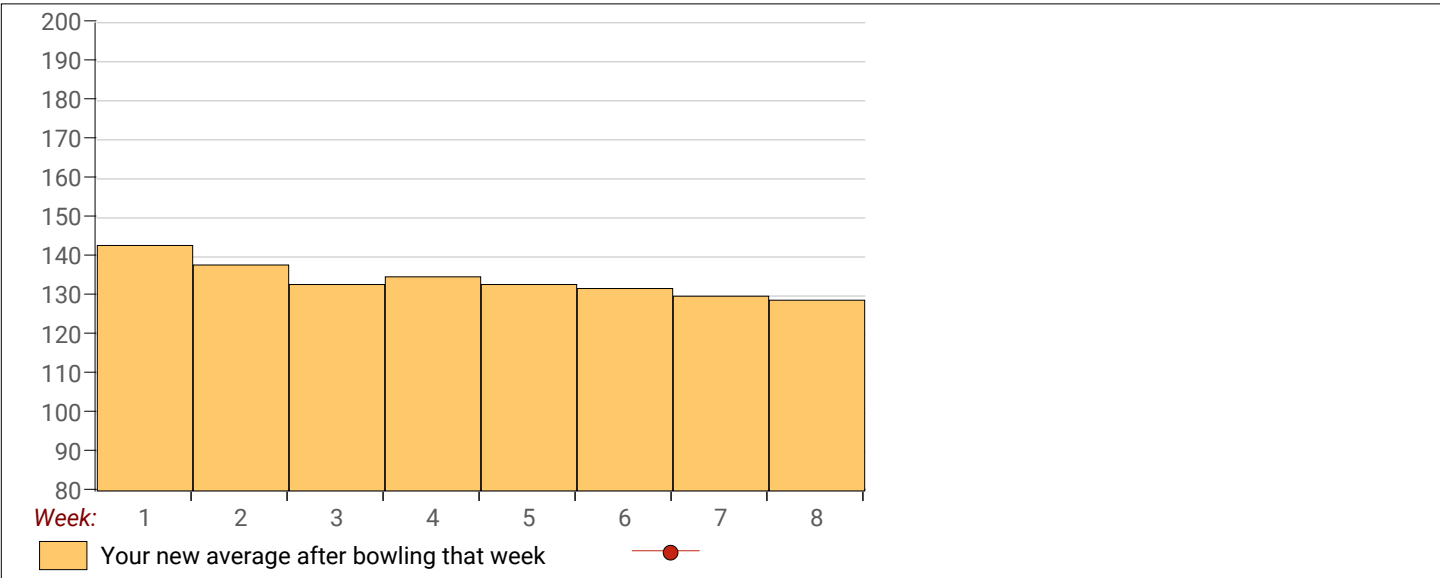
Low series of 340 on week 7

High average of 143.00 after bowling week 1

Low average of 129.58 after bowling week 8

High Scores by Game

Game #1: 157 on week 2 Game #2: 157 on week 1 Game #3: 183 on week 4



Tuesday6:00 pm

Midwest Coin Concepts

Lanes 1 - 4

Note: This report includes information through October 30 which is Week 8 of 8

Joanne Tennison's Bowling Record - Team 3: The Bowling Stones

Week No.	Bowling Date	Old Ave	Old HDCP	-1-	-2-	-3-	Total	HDCP Total	Pins	Gms	---Average Change---				High Game	High Sers	HDCP Game	HDCP Sers	
											New	Old	--->	+/-					
1	09/11/18	153	42	148	179	134	461	587	461	3	153.67	-	0.00	=	153.67	179	461	221	587
2	09/18/18	153	42	180	166	152	498	624	959	6	159.83	-	153.67	=	6.17	180	498	222	624
180 --- 25 Pins Over Average -- Other Awards																			
3	09/25/18	159	36	158	140	170	468	576	1427	9	158.56	-	159.83	=	-1.28	180	498	222	624
4	10/02/18	158	37	160	166	164	490	601	1917	12	159.75	-	158.56	=	1.19	180	498	222	624
5	10/09/18	159	36	124	147	149	420	528	2337	15	155.80	-	159.75	=	-3.95	180	498	222	624
6	10/16/18	155	40	144	130	135	409	529	2746	18	152.56	-	155.80	=	-3.24	180	498	222	624
7	10/23/18	152	43	114	183	133	430	559	3176	21	151.24	-	152.56	=	-1.32	183	498	226	624
183 --- 25 Pins Over Average -- Other Awards																			
8	10/30/18	151	44	152	130	151	433	565	3609	24	150.38	-	151.24	=	-0.86	183	498	226	624

<100	100's	125's	150's	175's	200's	225's	250's	275's	300's
	2	10	9	3					
<400	400's	450's	500's	550's	600's	650's	700's	750's	800's
	4	4							

Ave of Game 1	Ave of Game 2	Ave of Game 3
147.50	155.13	148.50

High game of 183 on week 7

Low game of 114 on week 7

High series of 498 on week 2

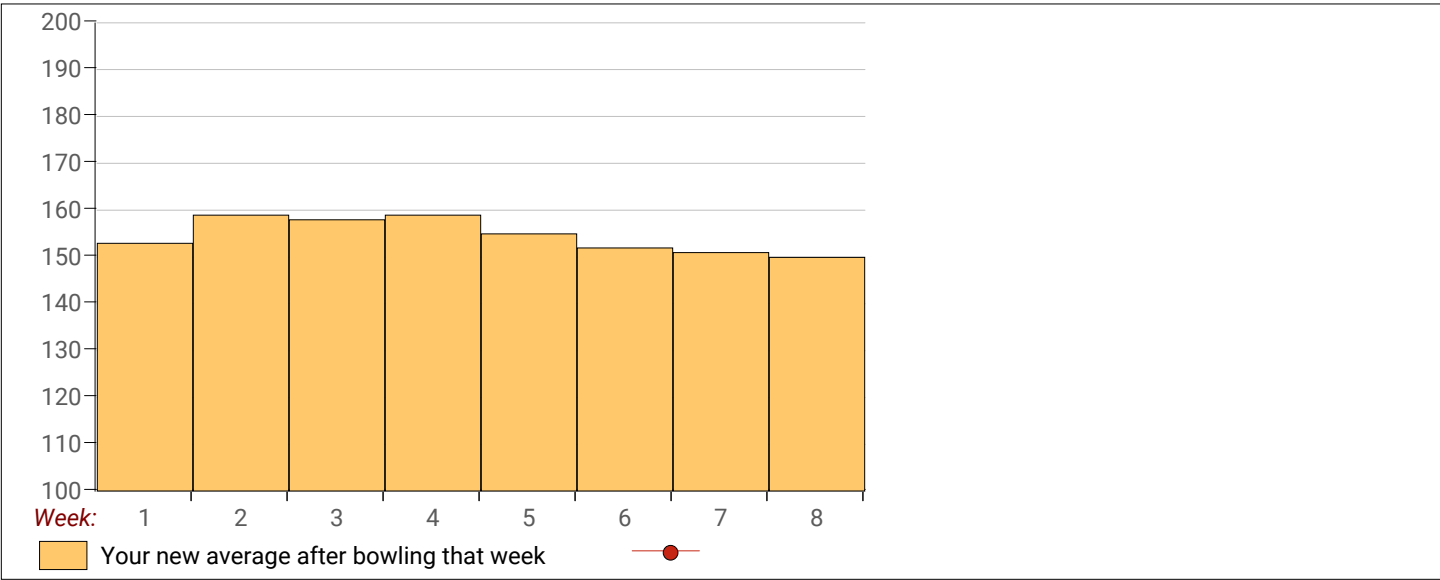
Low series of 409 on week 6

High average of 159.83 after bowling week 2

Low average of 150.38 after bowling week 8

High Scores by Game

Game #1: 180 on week 2 Game #2: 183 on week 7 Game #3: 170 on week 3



Tuesday6:00 pm

Midwest Coin Concepts

Lanes 1 - 4

Note: This report includes information through October 30 which is Week 8 of 8

Terry Tenter's Bowling Record - Team 4: Alley Katz

Week No.	Bowling Date	Old Ave	Old HDCP	-1-	-2-	-3-	Total	HDCP Total	Pins	Gms	---Average Change---			High Game	High Sers	HDCP Game	HDCP Sers
											New	Old	+/-				
1	09/11/18	175	22	194	200	132	526	592	526	3	175.33	- 0.00	= 175.33	200	526	222	592
2	09/18/18	175	22	196	169	189	554	620	1080	6	180.00	- 175.33	= 4.67	200	554	222	620
3	09/25/18	180	18	147	174	179	500	554	1580	9	175.56	- 180.00	= -4.44	200	554	222	620
4	10/02/18	175	22	185	227	216	628	694	2208	12	184.00	- 175.56	= 8.44	227	628	249	694
227 --- 50 Pins Over Average -- Other Awards																	
216 --- 25 Pins Over Average -- Other Awards																	
5	10/09/18	184	14	190	180	187	557	599	2765	15	184.33	- 184.00	= 0.33	227	628	249	694
6	10/16/18	184	14	191	192	193	576	618	3341	18	185.61	- 184.33	= 1.28	227	628	249	694
7	10/23/18	185	13	196	194	223	613	652	3954	21	188.29	- 185.61	= 2.67	227	628	249	694
223 --- 25 Pins Over Average -- Other Awards																	
8	10/30/18	188	10	198	213	183	594	624	4548	24	189.50	- 188.29	= 1.21	227	628	249	694
213 --- 25 Pins Over Average -- Other Awards																	

<100	100's	125's	150's	175's	200's	225's	250's	275's	300's
		2	2	15	4	1			
<400	400's	450's	500's	550's	600's	650's	700's	750's	800's
			2	4	2				

Ave of Game 1	Ave of Game 2	Ave of Game 3
187.13	193.63	187.75

High game of 227 on week 4

Low game of 132 on week 1

High series of 628 on week 4

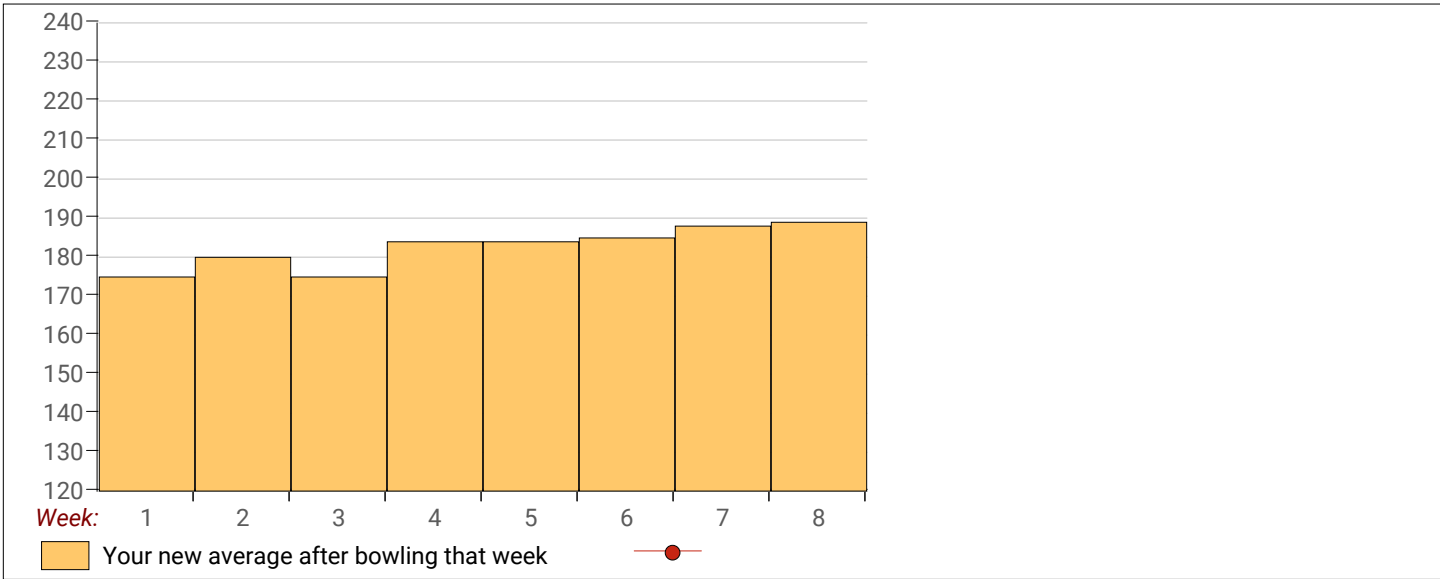
Low series of 500 on week 3

High average of 189.50 after bowling week 8

Low average of 175.33 after bowling week 1

High Scores by Game

Game #1: 198 on week 8 Game #2: 227 on week 4 Game #3: 223 on week 7



Tuesday6:00 pm

Midwest Coin Concepts

Lanes 1 - 4

Note: This report includes information through October 30 which is Week 8 of 8

Austin Tenter's Bowling Record - Team 4: Alley Katz

Week No.	Bowling Date	Old Ave	Old HDCP	-1-	-2-	-3-	Total	HDCP Total	Pins	Gms	---Average Change---				High Game	High Sers	HDCP Game	HDCP Sers	
											New	Old	---	+/-					
1	09/11/18	152	43	135	159	162	456	585	456	3	152.00	-	0.00	=	152.00	162	456	205	585
2	09/18/18	152	43	180	200	157	537	666	993	6	165.50	-	152.00	=	13.50	200	537	243	666
180 --- 25 Pins Over Average -- Other Awards																			
200 --- 25 Pins Over Average -- Other Awards																			
3	09/25/18	165	31	169	145	177	491	584	1484	9	164.89	-	165.50	=	-0.61	200	537	243	666
4	10/02/18	164	32	216	203	201	620	716	2104	12	175.33	-	164.89	=	10.44	216	620	248	716
216 --- 50 Pins Over Average -- Other Awards																			
203 --- 25 Pins Over Average -- Other Awards																			
201 --- 25 Pins Over Average -- Other Awards																			
5	10/09/18	175	22	192	160	190	542	608	2646	15	176.40	-	175.33	=	1.07	216	620	248	716
6	10/16/18	176	21	176	181	210	567	630	3213	18	178.50	-	176.40	=	2.10	216	620	248	716
210 --- 25 Pins Over Average -- Other Awards																			
7	10/23/18	178	19	150	156	156	462	519	3675	21	175.00	-	178.50	=	-3.50	216	620	248	716
8	10/30/18	175	22	183	182	184	549	615	4224	24	176.00	-	175.00	=	1.00	216	620	248	716
<u><100</u>		<u>100's</u>		<u>125's</u>		<u>150's</u>		<u>175's</u>		<u>200's</u>		<u>225's</u>		<u>250's</u>		<u>275's</u>		<u>300's</u>	
				2		8		9		5									
<u><400</u>		<u>400's</u>		<u>450's</u>		<u>500's</u>		<u>550's</u>		<u>600's</u>		<u>650's</u>		<u>700's</u>		<u>750's</u>		<u>800's</u>	
				3		3		1		1									
				<u>Ave of Game 1</u>				<u>Ave of Game 2</u>				<u>Ave of Game 3</u>							
				175.13				173.25				179.63							

High game of 216 on week 4

Low game of 135 on week 1

High series of 620 on week 4

Low series of 456 on week 1

High average of 178.50 after bowling week 6

Low average of 152.00 after bowling week 1

High Scores by Game

Game #1: 216 on week 4 Game #2: 203 on week 4 Game #3: 210 on week 6

