

Important Messages

Thank you for participating in the Flinstones Bowling League With Us!

We Hope you enjoyed being part of the league.

Your Final League Statndings are online at www.mwcoin.com >leagues > silver strike bowling > scroll down to find your league.

Thank you, and have a wonderful Summer!

Team Standings

Place	#	Team Name	%Won	Points Won	Points Lost	UnEarned Points	Y-T-D % WON	Year-To-Date WON	Y-T-D LOST	Games Won	Scratch Pins	Pins + HDCP
1	8	Team 8	68.8	33	15	2	68.8	33	15	24	11839	13798
2	10	Team 10	64.6	31	17	2	64.6	31	17	22	9232	12970
3	2	Team 2	60.4	29	19	2	60.4	29	19	22	10949	12053
4	9	Team 9	59.4	28½	19½	2	59.4	28½	19½	20½	11772	12021
5	4	Team 4	50.0	24	24	2	50.0	24	24	18	10799	13430
6	11	Team 11	47.9	23	25	2	47.9	23	25	17	12751	13309
7	7	Team 7	47.9	23	25	2	47.9	23	25	16	9754	12073
8	3	Team 3	45.8	22	26	2	45.8	22	26	18	11702	13148
9	6	Team 6	37.5	18	30	2	37.5	18	30	14	10312	12640
10	5	Team 5	37.5	18	30	2	37.5	18	30	15	11236	12631
11	12	Team 12	30.2	14½	33½	2	30.2	14½	33½	11½	9019	12259
12	1	Team 1		0	48	2		0	48		0	0

Review of Last Week's Bowling.....

Lanes	Team Name	HDCP -1-	HDCP -2-	HDCP -3-	HDCP Total	Last Wk WON	Team Name	HDCP -1-	HDCP -2-	HDCP -3-	HDCP Total	Last Wk WON
1-2	Team 9	0	0	0	0	0	<---> Team 8	0	0	0	0	0
3-4	Team 1	0	0	0	0	0	<---> Team 12	0	0	0	0	0
5-6	Team 5	0	0	0	0	0	<---> Team 6	0	0	0	0	0
7-8	Team 7	0	0	0	0	0	<---> Team 3	0	0	0	0	0
9-10	Team 11	0	0	0	0	0	<---> Team 4	0	0	0	0	0
11-12	Team 2	0	0	0	0	0	<---> Team 10	0	0	0	0	0

Thanks for bowling! We hope you had a good time. See you next season!

Last Week's Top Scores

Season High Scores

Scratch Game	462	Team 9	449	Team 8	449	Team 11
Scratch Series	1275	Team 9	1254	Team 11	1217	Team 8
Handicap Game	501	Team 8	489	Team 10	484	Team 9
Handicap Series	1373	Team 8	1341	Team 9	1334	Team 3

Bowlers must have completed a minimum of 9 games to be eligible for any league award.

Men	Scratch Game	266	Dan Lummel	249	Jason Ebert	246	Jason Hill
	Scratch Series	691	Jason Hill	656	Jason Ebert	634	Mitch Senkler
	Handicap Game	279	Dan Lummel	262	Scott Hassel	258	Jason Ebert
	Handicap Series	691	Jason Hill	683	Jason Ebert	683	Shawn Dillion
Women	Scratch Game	246	Lynea Theisen	246	Nicole Theisen	223	Nikki Senkler
	Scratch Series	644	Lynea Theisen	641	Nicole Theisen	596	Joyce Moe
	Handicap Game	269	Rhainnon Stip	265	Julie Hovendick	265	Nicole Theisen
	Handicap Series	699	Julie Hovendick	698	Nicole Theisen	691	Rhainnon Stip

Team Rosters

ID #	Bowling Hand	Name	Ave HDCP		Pins Gms		To Raise Avg +1	To Drop Avg -1	-1-	-2-	-3-	Total	HDCP Total
1 - Team 1													
1		Eric Strunk	0	0	0	0			a110	a110	a110	330	330
2		Brian Och	0	0	0	0			a110	a110	a110	330	330
2 - Team 2													
3		Mitch Senkler	196	3	5897	30	604	570	a186	a186	a186	558	567
4		Nikki Senkler	168	28	5052	30	525	491	a158	a158	a158	474	558
3 - Team 3													
5		Scott Hassel	185	13	6107	33	589	552	a175	a175	a175	525	564
6		Brandon Storms	160	36	2887	18	494	472	a150	a150	a150	450	558
4 - Team 4													
7		Brett Sandberg	186	12	6141	33	591	554	a176	a176	a176	528	564
8		Julie Hovendick	141	53	4658	33	454	417	a131	a131	a131	393	552
5 - Team 5													
9		Wendy Johnson	151	44	4989	33	483	446	a141	a141	a141	423	555
10		Lynea Theisen	189	9	6247	33	593	556	a179	a179	a179	537	564
6 - Team 6													
11		Joyce Moe	166	30	5481	33	531	494	a156	a156	a156	468	558
12		Lynda Moe	150	45	4831	32	454	418	a140	a140	a140	420	555
7 - Team 7													
13		James Theisen	174	23	5764	33	536	499	a164	a164	a164	492	561
14		Brad Luberts	133	60	3990	30	432	398	a123	a123	a123	369	549
8 - Team 8													
15		Rhainnon Stip	164	32	5438	33	502	465	a154	a154	a154	462	558
16		Jason Stow	186	12	2238	12	567	551	a176	a176	a176	528	564
9 - Team 9													
17		Dan Lummel	192	7	5777	30	592	558	a182	a182	a182	546	567
18		Jason Ebert	199	0	5995	30	605	571	a189	a189	a189	567	567
10 - Team 10													
19		Donald Clarkson	125	67	4145	33	391	354	a115	a115	a115	345	546
20		Shawn Dillion	154	41	5087	33	493	456	a144	a144	a144	432	555
11 - Team 11													
21		Nicole Theisen	182	16	6013	33	575	538	a172	a172	a172	516	564
22		Jason Hill	204	0	6738	33	642	605	a194	a194	a194	582	582
12 - Team 12													
23		Vicky Bottema	143	51	4735	33	449	412	a133	a133	a133	399	552
24		Marty Eliason	129	63	4284	33	396	359	a119	a119	a119	357	546

Temporary Substitutes

Name	Ave HDCP		Pins Gms		High Game	High Sers	HDCP Game	HDCP Sers	-1-	-2-	-3-	Total	HDCP Total
Randy Poepping	198	1	4163	21	245	660	253	684				0	0
Travis Theisen	188	10	1697	9	204	598	216	625				0	0

Note: This report includes information through January 21 which is Week 12 of 12

Eric Strunk's Bowling Record - Team 1: Team 1

Week No.	Bowling Date	Old Ave	Old HDCP	-1-	-2-	-3-	Total	HDCP		---Average Change---			High Game	High Sers	HDCP Game	HDCP Sers
								Total	Pins	Gms	New	Old				
1	11/05/17	0	0	a110	a110	a110	330	330	0	0	-	0.00	=	0.00	0	0
2	11/12/17	0	0	a110	a110	a110	330	330	0	0	-	0.00	=	0.00	0	0
3	11/19/17	0	0	a110	a110	a110	330	330	0	0	-	0.00	=	0.00	0	0
4	11/26/17	0	0	a110	a110	a110	330	330	0	0	-	0.00	=	0.00	0	0
5	12/03/17	0	0	a110	a110	a110	330	330	0	0	-	0.00	=	0.00	0	0
6	12/10/17	0	0	a110	a110	a110	330	330	0	0	-	0.00	=	0.00	0	0
7	12/17/17	0	0	a110	a110	a110	330	330	0	0	-	0.00	=	0.00	0	0
8	12/24/17	0	0	a110	a110	a110	330	330	0	0	-	0.00	=	0.00	0	0
9	12/31/17	0	0	a110	a110	a110	330	330	0	0	-	0.00	=	0.00	0	0
10	01/07/18	0	0	a110	a110	a110	330	330	0	0	-	0.00	=	0.00	0	0
11	01/14/18	0	0	a110	a110	a110	330	330	0	0	-	0.00	=	0.00	0	0
12	01/21/18	0	0	a110	a110	a110	330	330	0	0	-	0.00	=	0.00	0	0

<100 100's 125's 150's 175's 200's 225's 250's 275's 300's

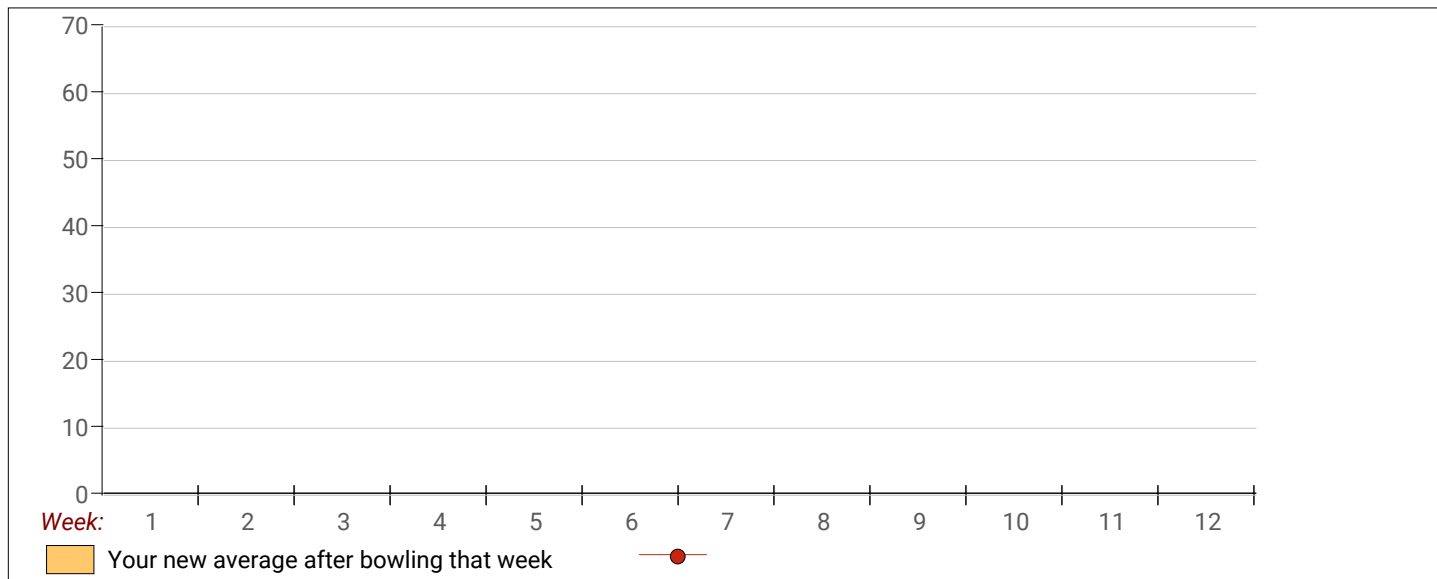
<400 400's 450's 500's 550's 600's 650's 700's 750's 800's

Ave of Game 1 Ave of Game 2 Ave of Game 3

High game of 0 on week 0 High series of 0 on week 0 High average of 0.00 after bowling week 12
 Low game of 0 on week 0 Low series of 0 on week 0 Low average of 0.00 after bowling week 12

High Scores by Game

Game #1: 0 on week 0 Game #2: 0 on week 0 Game #3: 0 on week 0



Note: This report includes information through January 21 which is Week 12 of 12

Brian Och's Bowling Record - Team 1: Team 1

Week No.	Bowling Date	Old Ave	Old HDCP	-1-	-2-	-3-	Total	HDCP		---Average Change---			High Game	High Sers	HDCP Game	HDCP Sers
								Total	Pins	Gms	New	Old				
1	11/05/17	0	0	a110	a110	a110	330	330	0	0	-	0.00	=	0.00	0	0
2	11/12/17	0	0	a110	a110	a110	330	330	0	0	-	0.00	=	0.00	0	0
3	11/19/17	0	0	a110	a110	a110	330	330	0	0	-	0.00	=	0.00	0	0
4	11/26/17	0	0	a110	a110	a110	330	330	0	0	-	0.00	=	0.00	0	0
5	12/03/17	0	0	a110	a110	a110	330	330	0	0	-	0.00	=	0.00	0	0
6	12/10/17	0	0	a110	a110	a110	330	330	0	0	-	0.00	=	0.00	0	0
7	12/17/17	0	0	a110	a110	a110	330	330	0	0	-	0.00	=	0.00	0	0
8	12/24/17	0	0	a110	a110	a110	330	330	0	0	-	0.00	=	0.00	0	0
9	12/31/17	0	0	a110	a110	a110	330	330	0	0	-	0.00	=	0.00	0	0
10	01/07/18	0	0	a110	a110	a110	330	330	0	0	-	0.00	=	0.00	0	0
11	01/14/18	0	0	a110	a110	a110	330	330	0	0	-	0.00	=	0.00	0	0
12	01/21/18	0	0	a110	a110	a110	330	330	0	0	-	0.00	=	0.00	0	0

<100 100's 125's 150's 175's 200's 225's 250's 275's 300's

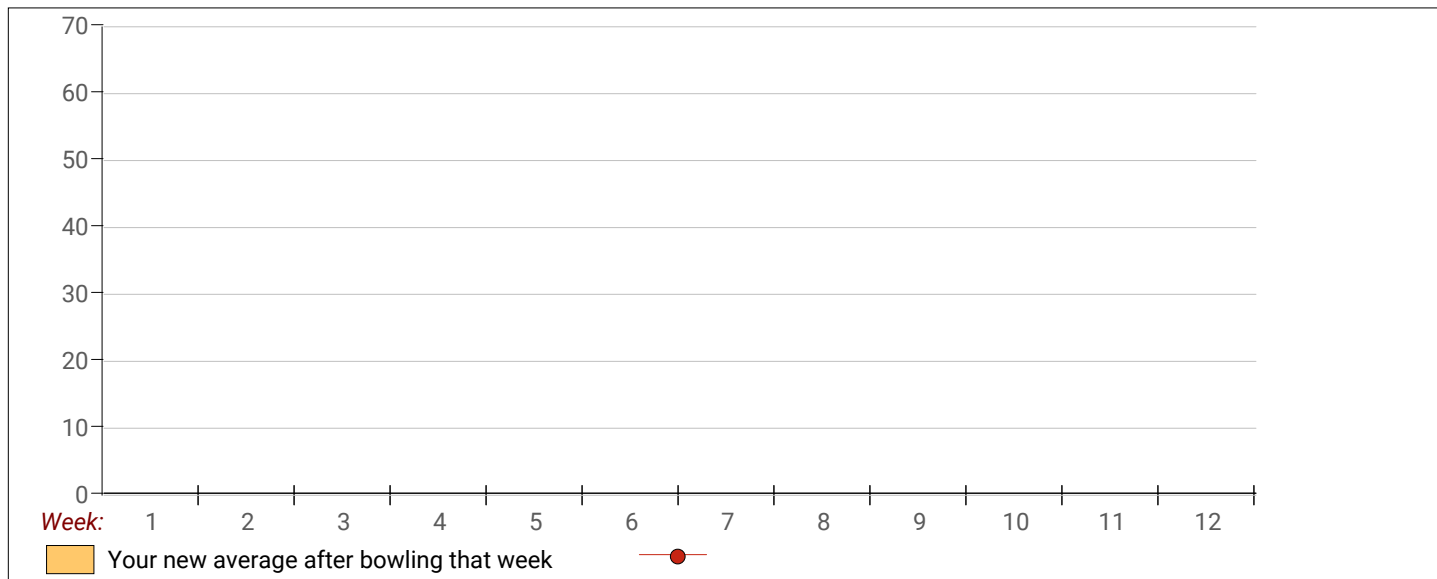
<400 400's 450's 500's 550's 600's 650's 700's 750's 800's

Ave of Game 1 Ave of Game 2 Ave of Game 3

High game of 0 on week 0 High series of 0 on week 0 High average of 0.00 after bowling week 12
 Low game of 0 on week 0 Low series of 0 on week 0 Low average of 0.00 after bowling week 12

High Scores by Game

Game #1: 0 on week 0 Game #2: 0 on week 0 Game #3: 0 on week 0



Note: This report includes information through January 21 which is Week 12 of 12

Mitch Senkler's Bowling Record - Team 2: Team 2

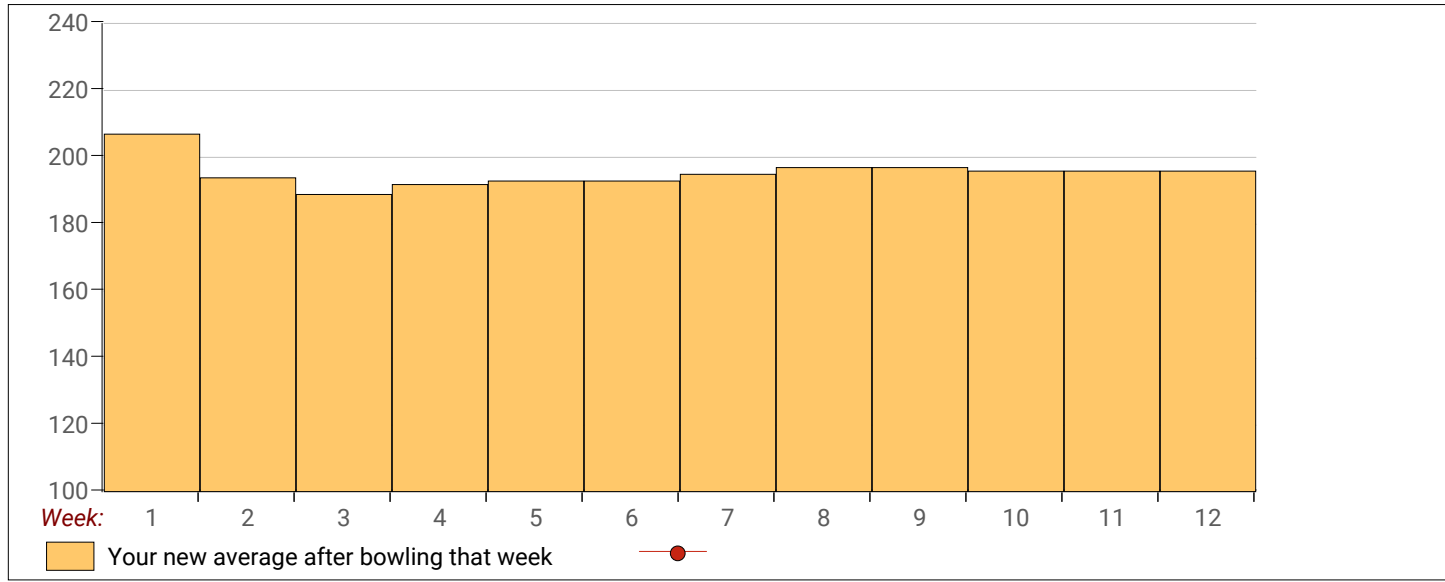
Week No.	Bowling Date	Old Ave	Old HDCP	HDCP				---Average Change---				High Game	High Sers	HDCP Game	HDCP Sers				
				-1-	-2-	-3-	Total	Total	Pins	Gms	New					Old	---> +/-		
1	11/05/17	207	0	215	229	179	623	623	623	3	207.67	-	0.00	=	207.67	229	623	229	623
2	11/12/17	207	0	205	116	222	543	543	1166	6	194.33	-	207.67	=	-13.33	229	623	229	623
3	11/19/17	194	5	190	158	191	539	554	1705	9	189.44	-	194.33	=	-4.89	229	623	229	623
4	11/26/17	189	9	207	181	215	603	630	2308	12	192.33	-	189.44	=	2.89	229	623	229	630
				215 --- 25 Pins Over Average -- Other Awards															
5	12/03/17	192	7	209	180	200	589	610	2897	15	193.13	-	192.33	=	0.80	229	623	229	630
6	12/10/17	193	6	170	222	189	581	599	3478	18	193.22	-	193.13	=	0.09	229	623	229	630
				222 --- 25 Pins Over Average -- Other Awards															
7	12/17/17	193	6	227	188	210	625	643	4103	21	195.38	-	193.22	=	2.16	229	625	233	643
				227 --- 25 Pins Over Average -- Other Awards															
8	12/24/17	195	4	198	224	212	634	646	4737	24	197.38	-	195.38	=	1.99	229	634	233	646
				224 --- 25 Pins Over Average -- Other Awards															
9	12/31/17	197	2	211	194	193	598	604	5335	27	197.59	-	197.38	=	0.22	229	634	233	646
10	01/07/18	197	2	215	157	190	562	568	5897	30	196.57	-	197.59	=	-1.03	229	634	233	646
11	01/14/18	196	3	a186	a186	a186	558	567	5897	30	196.57	-	196.57	=	0.00	229	634	233	646
12	01/21/18	196	3	a186	a186	a186	558	567	5897	30	196.57	-	196.57	=	0.00	229	634	233	646

<u><100</u>	<u>100's</u>	<u>125's</u>	<u>150's</u>	<u>175's</u>	<u>200's</u>	<u>225's</u>	<u>250's</u>	<u>275's</u>	<u>300's</u>
	1		3	11	13	2			
<u><400</u>	<u>400's</u>	<u>450's</u>	<u>500's</u>	<u>550's</u>	<u>600's</u>	<u>650's</u>	<u>700's</u>	<u>750's</u>	<u>800's</u>
			2	4	4				

<u>Ave of Game 1</u>	<u>Ave of Game 2</u>	<u>Ave of Game 3</u>
204.70	184.90	200.10

High game of **229** on week **1** High series of **634** on week **8** High average of **207.67** after bowling week **1**
 Low game of **116** on week **2** Low series of **539** on week **3** Low average of **189.44** after bowling week **3**

High Scores by Game
 Game #1: **227** on week **7** Game #2: **229** on week **1** Game #3: **222** on week **2**



Note: This report includes information through January 21 which is Week 12 of 12

Nikki Senkler's Bowling Record - Team 2: Team 2

Week No.	Bowling Date	Old Ave	Old HDCP	HDCP							---Average Change---			High Game	High Sers	HDCP Game	HDCP Sers		
				-1-	-2-	-3-	Total	Total	Pins	Gms	New	Old	---> +/-						
1	11/05/17	150	45	172	141	139	452	587	452	3	150.67	-	0.00	=	150.67	172	452	217	587
2	11/12/17	150	45	169	155	176	500	635	952	6	158.67	-	150.67	=	8.00	176	500	221	635
				176 --- 25 Pins Over Average -- Other Awards															
3	11/19/17	158	37	151	179	179	509	620	1461	9	162.33	-	158.67	=	3.67	179	509	221	635
4	11/26/17	162	34	155	173	213	541	643	2002	12	166.83	-	162.33	=	4.50	213	541	247	643
				213 --- 50 Pins Over Average -- Other Awards															
5	12/03/17	166	30	155	223	188	566	656	2568	15	171.20	-	166.83	=	4.37	223	566	253	656
				223 --- 50 Pins Over Average -- Other Awards															
6	12/10/17	171	26	162	175	131	468	546	3036	18	168.67	-	171.20	=	-2.53	223	566	253	656
7	12/17/17	168	28	192	164	181	537	621	3573	21	170.14	-	168.67	=	1.48	223	566	253	656
8	12/24/17	170	27	155	160	185	500	581	4073	24	169.71	-	170.14	=	-0.43	223	566	253	656
9	12/31/17	169	27	149	160	155	464	545	4537	27	168.04	-	169.71	=	-1.67	223	566	253	656
10	01/07/18	168	28	176	133	206	515	599	5052	30	168.40	-	168.04	=	0.36	223	566	253	656
				206 --- 25 Pins Over Average -- Other Awards															
11	01/14/18	168	28	a158	a158	a158	474	558	5052	30	168.40	-	168.40	=	0.00	223	566	253	656
12	01/21/18	168	28	a158	a158	a158	474	558	5052	30	168.40	-	168.40	=	0.00	223	566	253	656

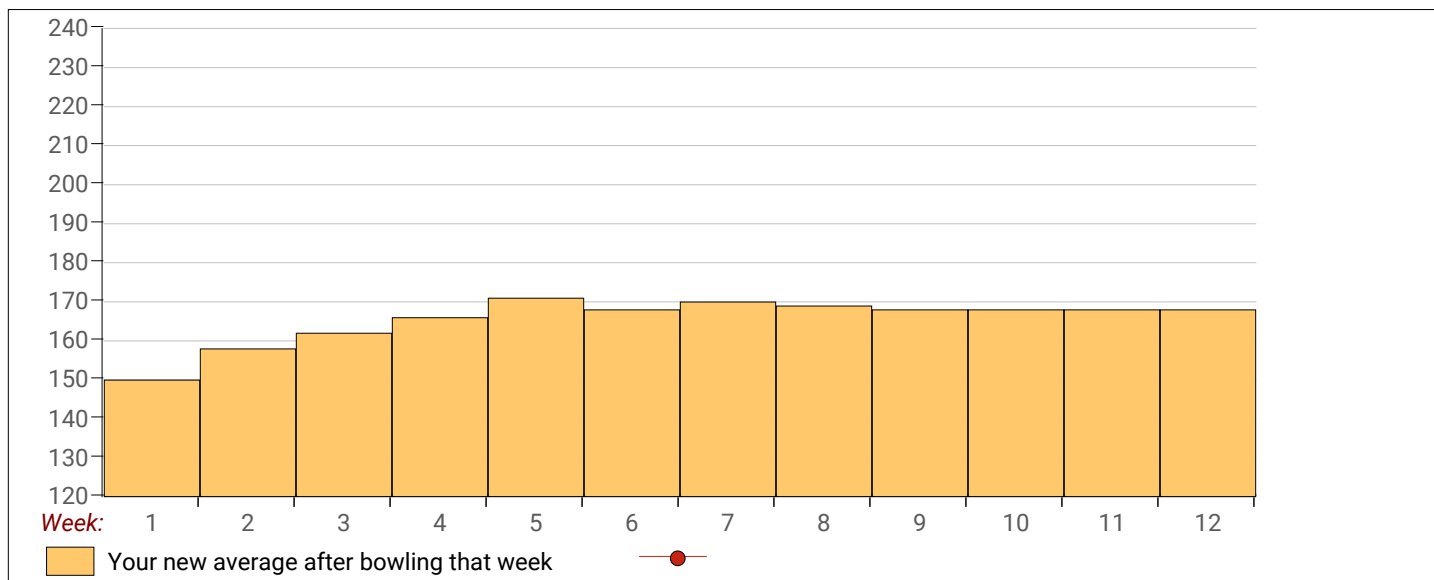
<u><100</u>	<u>100's</u>	<u>125's</u>	<u>150's</u>	<u>175's</u>	<u>200's</u>	<u>225's</u>	<u>250's</u>	<u>275's</u>	<u>300's</u>
		5	13	9	3				
<u><400</u>	<u>400's</u>	<u>450's</u>	<u>500's</u>	<u>550's</u>	<u>600's</u>	<u>650's</u>	<u>700's</u>	<u>750's</u>	<u>800's</u>
		3	6	1					

<u>Ave of Game 1</u>	<u>Ave of Game 2</u>	<u>Ave of Game 3</u>
163.60	166.30	175.30

High game of **223** on week **5** High series of **566** on week **5** High average of **171.20** after bowling week **5**
 Low game of **131** on week **6** Low series of **452** on week **1** Low average of **150.67** after bowling week **1**

High Scores by Game

Game #1: **192** on week **7** Game #2: **223** on week **5** Game #3: **213** on week **4**



Note: This report includes information through January 21 which is Week 12 of 12

Scott Hassel's Bowling Record - Team 3: Team 3

Week No.	Bowling Date	Old Ave	Old HDCP	HDCP				---Average Change---			High Game	High Sers	HDCP Game	HDCP Sers			
				-1-	-2-	-3-	Total	Total	Pins	Gms					New - Old	---> +/-	
1	11/05/17	180	18	188	171	182	541	595	541	3	180.33	- 0.00	= 180.33	188	541	206	595
2	11/12/17	180	18	189	191	160	540	594	1081	6	180.17	- 180.33	= -0.17	191	541	209	595
3	11/19/17	180	18	244	169	159	572	626	1653	9	183.67	- 180.17	= 3.50	244	572	262	626
244 --- 50 Pins Over Average -- Other Awards																	
4	11/26/17	183	15	188	188	160	536	581	2189	12	182.42	- 183.67	= -1.25	244	572	262	626
5	12/03/17	182	16	181	216	187	584	632	2773	15	184.87	- 182.42	= 2.45	244	584	262	632
216 --- 25 Pins Over Average -- Other Awards																	
6	12/10/17	184	14	236	215	179	630	672	3403	18	189.06	- 184.87	= 4.19	244	630	262	672
236 --- 50 Pins Over Average -- Other Awards																	
215 --- 25 Pins Over Average -- Other Awards																	
7	12/17/17	189	9	193	190	174	557	584	3960	21	188.57	- 189.06	= -0.48	244	630	262	672
8	12/24/17	188	10	176	191	204	571	601	4531	24	188.79	- 188.57	= 0.22	244	630	262	672
9	12/31/17	188	10	198	194	165	557	587	5088	27	188.44	- 188.79	= -0.35	244	630	262	672
10	01/07/18	188	10	161	166	157	484	514	5572	30	185.73	- 188.44	= -2.71	244	630	262	672
11	01/14/18	185	13	188	176	171	535	574	6107	33	185.06	- 185.73	= -0.67	244	630	262	672
12	01/21/18	185	13	a175	a175	a175	525	564	6107	33	185.06	- 185.06	= 0.00	244	630	262	672

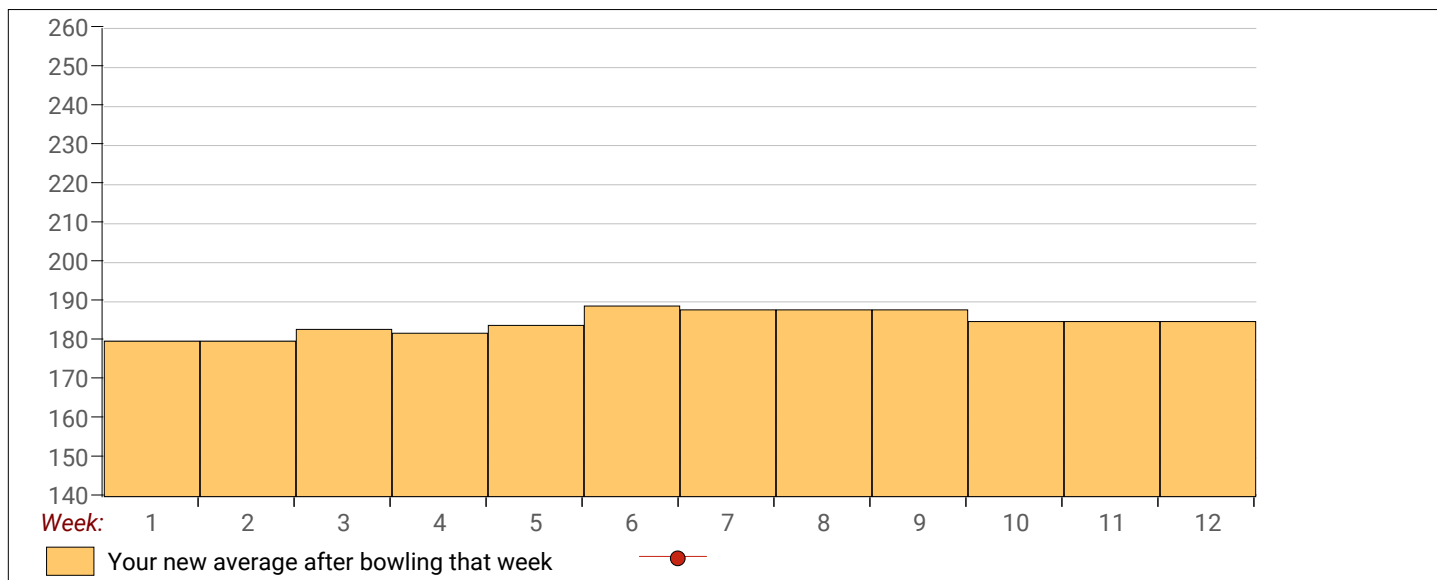
<u><100</u>	<u>100's</u>	<u>125's</u>	<u>150's</u>	<u>175's</u>	<u>200's</u>	<u>225's</u>	<u>250's</u>	<u>275's</u>	<u>300's</u>
			11	17	3	2			
<u><400</u>	<u>400's</u>	<u>450's</u>	<u>500's</u>	<u>550's</u>	<u>600's</u>	<u>650's</u>	<u>700's</u>	<u>750's</u>	<u>800's</u>
		1	4	5	1				

<u>Ave of Game 1</u>	<u>Ave of Game 2</u>	<u>Ave of Game 3</u>
194.73	187.91	172.55

High game of 244 on week 3 High series of 630 on week 6 High average of 189.06 after bowling week 6
 Low game of 157 on week 10 Low series of 484 on week 10 Low average of 180.17 after bowling week 2

High Scores by Game

Game #1: 244 on week 3 Game #2: 216 on week 5 Game #3: 204 on week 8



Note: This report includes information through January 21 which is Week 12 of 12

Brandon Storms's Bowling Record - Team 3: Team 3

Week No.	Bowling Date	Old Ave	Old HDCP	HDCP				---Average Change---			High Game	High Sers	HDCP Game	HDCP Sers			
				-1-	-2-	-3-	Total	Total	Pins	Gms					New - Old	---> +/-	
1	11/05/17	148	46	135	166	143	444	582	444	3	148.00	- 0.00	= 148.00	166	444	212	582
2	11/12/17	148	46	147	144	149	440	578	884	6	147.33	- 148.00	= -0.67	166	444	212	582
3	11/19/17	147	47	151	156	149	456	597	1340	9	148.89	- 147.33	= 1.56	166	456	212	597
4	11/26/17	148	46	160	207	163	530	668	1870	12	155.83	- 148.89	= 6.94	207	530	253	668
207 --- 50 Pins Over Average -- Other Awards																	
5	12/03/17	155	40	136	165	171	472	592	2342	15	156.13	- 155.83	= 0.30	207	530	253	668
6	12/10/17	156	39	192	162	191	545	662	2887	18	160.39	- 156.13	= 4.26	207	545	253	668
192 --- 25 Pins Over Average -- Other Awards																	
191 --- 25 Pins Over Average -- Other Awards																	
7	12/17/17	160	0				0	0	2887	18	160.39	- 160.39	= 0.00	207	545	253	668
8	12/24/17	160	0				0	0	2887	18	160.39	- 160.39	= 0.00	207	545	253	668
9	12/31/17	160	0				0	0	2887	18	160.39	- 160.39	= 0.00	207	545	253	668
10	01/07/18	160	0				0	0	2887	18	160.39	- 160.39	= 0.00	207	545	253	668
11	01/14/18	160	0				0	0	2887	18	160.39	- 160.39	= 0.00	207	545	253	668
12	01/21/18	160	36	a150	a150	a150	450	558	2887	18	160.39	- 160.39	= 0.00	207	545	253	668

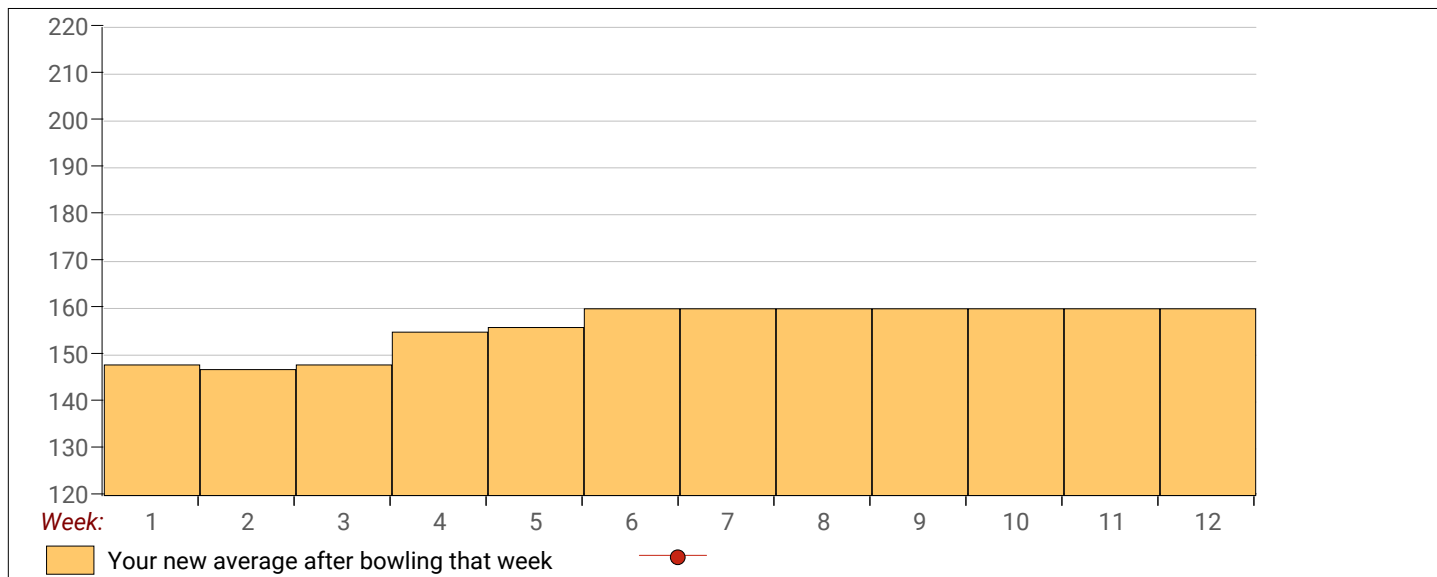
<u><100</u>	<u>100's</u>	<u>125's</u>	<u>150's</u>	<u>175's</u>	<u>200's</u>	<u>225's</u>	<u>250's</u>	<u>275's</u>	<u>300's</u>
		7	8	2	1				
<u><400</u>	<u>400's</u>	<u>450's</u>	<u>500's</u>	<u>550's</u>	<u>600's</u>	<u>650's</u>	<u>700's</u>	<u>750's</u>	<u>800's</u>
	2	2	2						

<u>Ave of Game 1</u>	<u>Ave of Game 2</u>	<u>Ave of Game 3</u>
153.50	166.67	161.00

High game of **207** on week **4** High series of **545** on week **6** High average of **160.39** after bowling week **6**
 Low game of **135** on week **1** Low series of **440** on week **2** Low average of **147.33** after bowling week **2**

High Scores by Game

Game #1: **192** on week **6** Game #2: **207** on week **4** Game #3: **191** on week **6**



Note: This report includes information through January 21 which is Week 12 of 12

Brett Sandberg's Bowling Record - Team 4: Team 4

Week No.	Bowling Date	Old Ave	Old HDCP	HDCP				HDCP		---Average Change---			High Game	High Sers	HDCP Game	HDCP Sers	
				-1-	-2-	-3-	Total	Total	Pins	Gms	New	Old					+/-
1	11/05/17	203	0	204	173	233	610	610	610	3	203.33	- 0.00	= 203.33	233	610	233	610
2	11/12/17	203	0	181	174	209	564	564	1174	6	195.67	- 203.33	= -7.67	233	610	233	610
3	11/19/17	195	4	199	165	164	528	540	1702	9	189.11	- 195.67	= -6.56	233	610	233	610
4	11/26/17	189	9	201	182	168	551	578	2253	12	187.75	- 189.11	= -1.36	233	610	233	610
5	12/03/17	187	11	180	202	170	552	585	2805	15	187.00	- 187.75	= -0.75	233	610	233	610
6	12/10/17	187	11	182	167	144	493	526	3298	18	183.22	- 187.00	= -3.78	233	610	233	610
7	12/17/17	183	15	180	185	200	565	610	3863	21	183.95	- 183.22	= 0.73	233	610	233	610
8	12/24/17	183	15	200	214	174	588	633	4451	24	185.46	- 183.95	= 1.51	233	610	233	633
				214 --- 25 Pins Over Average -- Other Awards													
9	12/31/17	185	13	201	239	160	600	639	5051	27	187.07	- 185.46	= 1.62	239	610	252	639
				239 --- 50 Pins Over Average -- Other Awards													
10	01/07/18	187	11	166	181	219	566	599	5617	30	187.23	- 187.07	= 0.16	239	610	252	639
				219 --- 25 Pins Over Average -- Other Awards													
11	01/14/18	187	11	178	157	189	524	557	6141	33	186.09	- 187.23	= -1.14	239	610	252	639
12	01/21/18	186	12	a176	a176	a176	528	564	6141	33	186.09	- 186.09	= 0.00	239	610	252	639

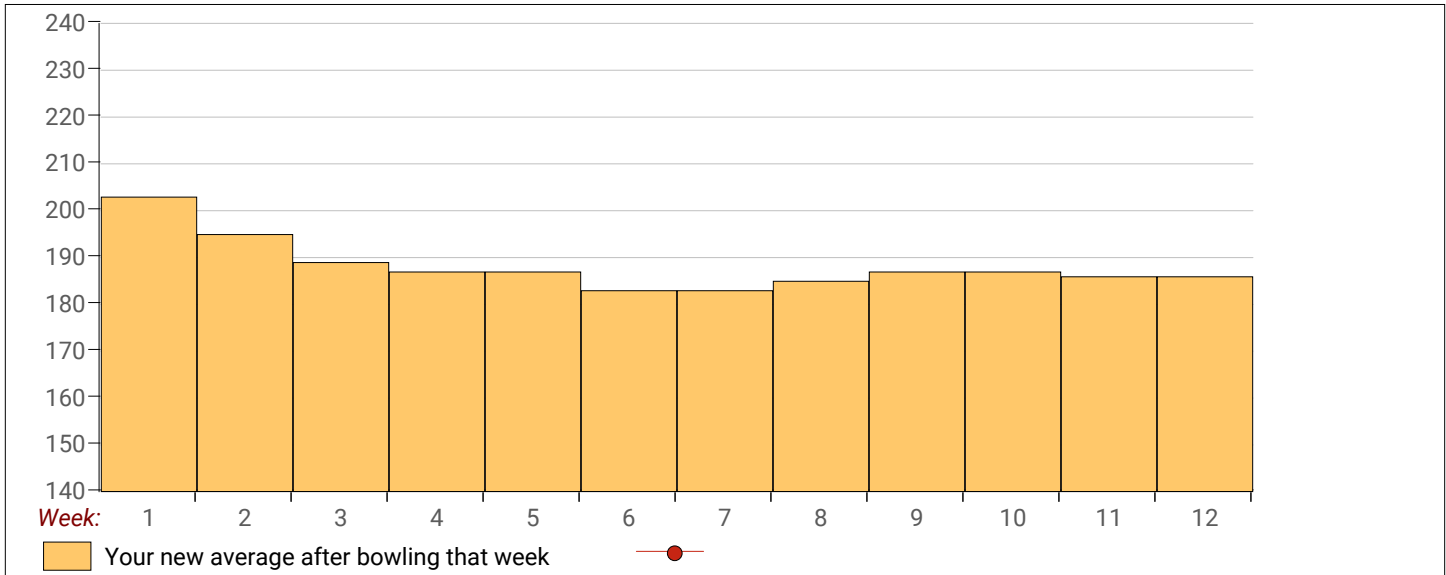
<u><100</u>	<u>100's</u>	<u>125's</u>	<u>150's</u>	<u>175's</u>	<u>200's</u>	<u>225's</u>	<u>250's</u>	<u>275's</u>	<u>300's</u>
		1	11	10	9	2			
<u><400</u>	<u>400's</u>	<u>450's</u>	<u>500's</u>	<u>550's</u>	<u>600's</u>	<u>650's</u>	<u>700's</u>	<u>750's</u>	<u>800's</u>
		1	2	6	2				

<u>Ave of Game 1</u>	<u>Ave of Game 2</u>	<u>Ave of Game 3</u>
188.36	185.36	184.55

High game of **239** on week **9** High series of **610** on week **1** High average of **203.33** after bowling week **1**
 Low game of **144** on week **6** Low series of **493** on week **6** Low average of **183.22** after bowling week **6**

High Scores by Game

Game #1: **204** on week **1** Game #2: **239** on week **9** Game #3: **233** on week **1**



Note: This report includes information through January 21 which is Week 12 of 12

Julie Hovendick's Bowling Record - Team 4: Team 4

Week No.	Bowling Date	Old Ave	Old HDCP	HDCP							---Average Change---			High Game	High Sers	HDCP Game	HDCP Sers		
				-1-	-2-	-3-	Total	Total	Pins	Gms	New	Old	+/-						
1	11/05/17	99	90	108	107	83	298	568	298	3	99.33	-	0.00	=	99.33	108	298	198	568
2	11/12/17	99	90	135	130	100	365	635	663	6	110.50	-	99.33	=	11.17	135	365	225	635
				<div style="display: flex; justify-content: space-between;"> 135 --- 25 Pins Over Average -- Other Awards 130 --- 25 Pins Over Average -- Other Awards </div>															
3	11/19/17	110	81	146	134	144	424	667	1087	9	120.78	-	110.50	=	10.28	146	424	227	667
				<div style="display: flex; justify-content: space-between;"> 146 --- 25 Pins Over Average -- Other Awards 144 --- 25 Pins Over Average -- Other Awards </div>															
4	11/26/17	120	72	120	149	112	381	597	1468	12	122.33	-	120.78	=	1.56	149	424	227	667
				149 --- 25 Pins Over Average -- Other Awards															
5	12/03/17	122	70	103	154	156	413	623	1881	15	125.40	-	122.33	=	3.07	156	424	227	667
				<div style="display: flex; justify-content: space-between;"> 154 --- 25 Pins Over Average -- Other Awards 156 --- 25 Pins Over Average -- Other Awards </div>															
6	12/10/17	125	67	131	117	125	373	574	2254	18	125.22	-	125.40	=	-0.18	156	424	227	667
7	12/17/17	125	67	152	135	124	411	612	2665	21	126.90	-	125.22	=	1.68	156	424	227	667
				152 --- 25 Pins Over Average -- Other Awards															
8	12/24/17	126	66	177	165	154	496	694	3161	24	131.71	-	126.90	=	4.80	177	496	243	694
				<div style="display: flex; justify-content: space-between;"> 177 --- 50 Pins Over Average -- Other Awards 165 --- 25 Pins Over Average -- Other Awards 154 --- 25 Pins Over Average -- Other Awards </div>															
9	12/31/17	131	62	189	134	173	496	682	3657	27	135.44	-	131.71	=	3.74	189	496	251	694
				<div style="display: flex; justify-content: space-between;"> 189 --- 50 Pins Over Average -- Other Awards 173 --- 25 Pins Over Average -- Other Awards </div>															
10	01/07/18	135	58	207	163	155	525	699	4182	30	139.40	-	135.44	=	3.96	207	525	265	699
				<div style="display: flex; justify-content: space-between;"> 207 --- 50 Pins Over Average -- Other Awards 163 --- 25 Pins Over Average -- Other Awards </div>															
11	01/14/18	139	54	145	170	161	476	638	4658	33	141.15	-	139.40	=	1.75	207	525	265	699
				170 --- 25 Pins Over Average -- Other Awards															
12	01/21/18	141	53	a131	a131	a131	393	552	4658	33	141.15	-	141.15	=	0.00	207	525	265	699

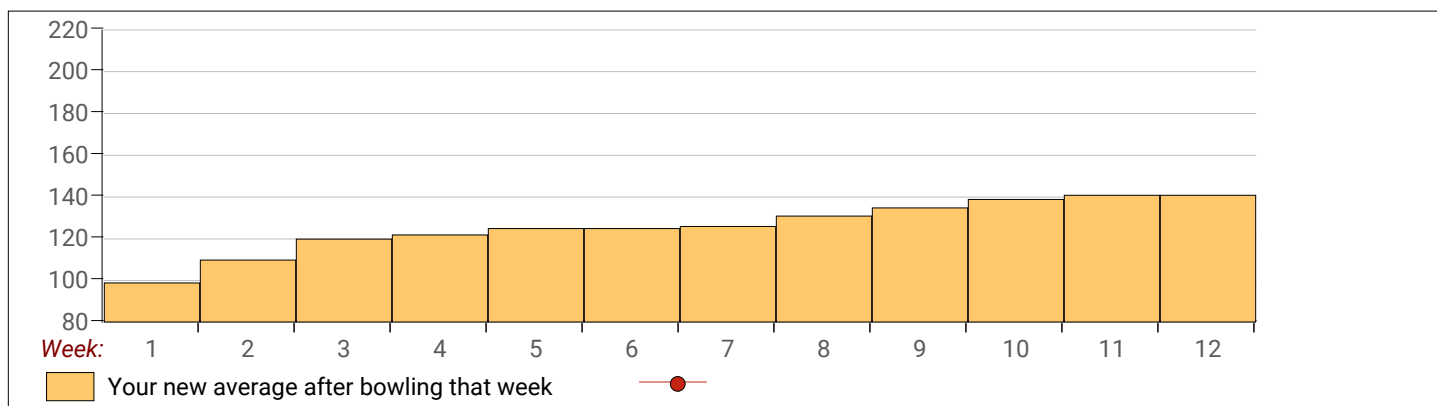
<u><100</u>	<u>100's</u>	<u>125's</u>	<u>150's</u>	<u>175's</u>	<u>200's</u>	<u>225's</u>	<u>250's</u>	<u>275's</u>	<u>300's</u>
1	8	11	10	2	1				
<u><400</u>	<u>400's</u>	<u>450's</u>	<u>500's</u>	<u>550's</u>	<u>600's</u>	<u>650's</u>	<u>700's</u>	<u>750's</u>	<u>800's</u>
4	3	3	1						

<u>Ave of Game 1</u>	<u>Ave of Game 2</u>	<u>Ave of Game 3</u>
146.64	141.64	135.18

High game of **207** on week **10** High series of **525** on week **10** High average of **141.15** after bowling week **11**
 Low game of **83** on week **1** Low series of **298** on week **1** Low average of **99.33** after bowling week **1**

High Scores by Game

Game #1: **207** on week **10** Game #2: **170** on week **11** Game #3: **173** on week **9**



Note: This report includes information through January 21 which is Week 12 of 12

Wendy Johnson's Bowling Record - Team 5: Team 5

Week No.	Bowling Date	Old Ave	Old HDCP	HDCP				---Average Change---			High Game	High Sers	HDCP Game	HDCP Sers			
				-1-	-2-	-3-	Total	Total	Pins	Gms					New - Old	---> +/-	
1	11/05/17	168	28	166	192	148	506	590	506	3	168.67	- 0.00	= 168.67	192	506	220	590
2	11/12/17	168	28	155	107	144	406	490	912	6	152.00	- 168.67	= -16.67	192	506	220	590
3	11/19/17	152	43	116	172	166	454	583	1366	9	151.78	- 152.00	= -0.22	192	506	220	590
4	11/26/17	151	44	203	154	167	524	656	1890	12	157.50	- 151.78	= 5.72	203	524	247	656
				203 --- 50 Pins Over Average -- Other Awards													
5	12/03/17	157	38	166	212	155	533	647	2423	15	161.53	- 157.50	= 4.03	212	533	250	656
				212 --- 50 Pins Over Average -- Other Awards													
6	12/10/17	161	35	183	146	189	518	623	2941	18	163.39	- 161.53	= 1.86	212	533	250	656
				189 --- 25 Pins Over Average -- Other Awards													
7	12/17/17	163	33	130	136	134	400	499	3341	21	159.10	- 163.39	= -4.29	212	533	250	656
8	12/24/17	159	36	118	135	138	391	499	3732	24	155.50	- 159.10	= -3.60	212	533	250	656
9	12/31/17	155	40	165	112	142	419	539	4151	27	153.74	- 155.50	= -1.76	212	533	250	656
10	01/07/18	153	42	161	164	135	460	586	4611	30	153.70	- 153.74	= -0.04	212	533	250	656
11	01/14/18	153	42	138	107	133	378	504	4989	33	151.18	- 153.70	= -2.52	212	533	250	656
12	01/21/18	151	44	a141	a141	a141	423	555	4989	33	151.18	- 151.18	= 0.00	212	533	250	656

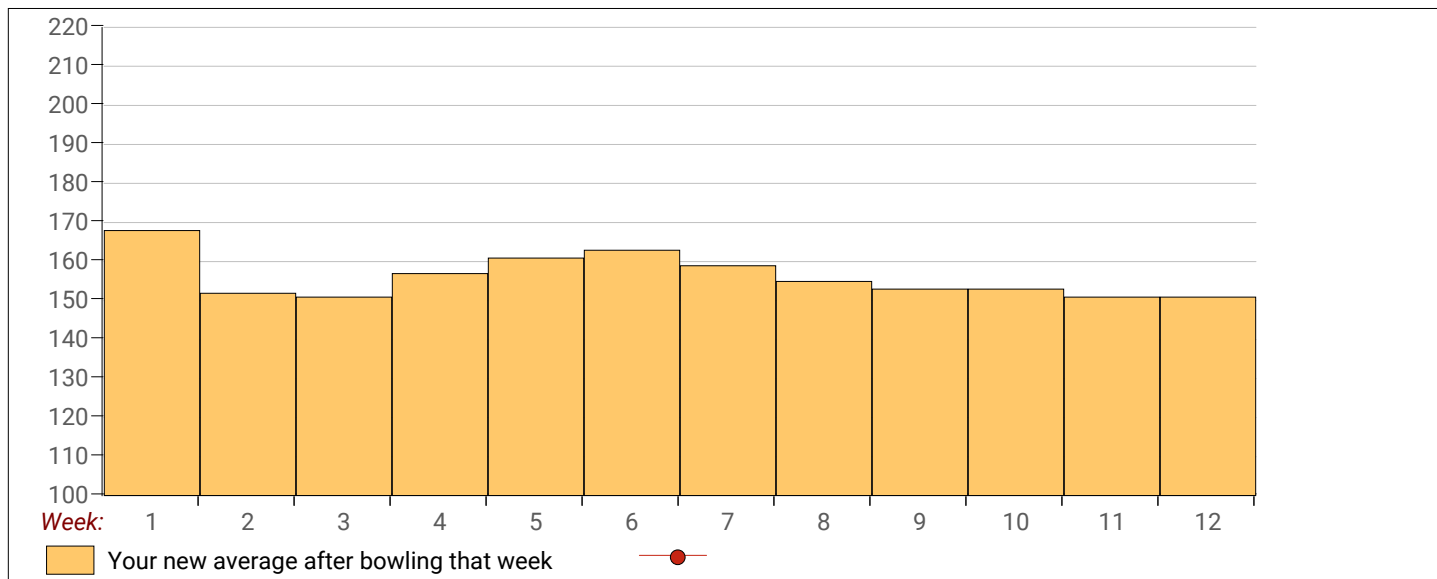
<u><100</u>	<u>100's</u>	<u>125's</u>	<u>150's</u>	<u>175's</u>	<u>200's</u>	<u>225's</u>	<u>250's</u>	<u>275's</u>	<u>300's</u>
	5	12	11	3	2				
<u><400</u>	<u>400's</u>	<u>450's</u>	<u>500's</u>	<u>550's</u>	<u>600's</u>	<u>650's</u>	<u>700's</u>	<u>750's</u>	<u>800's</u>
2	3	2	4						

<u>Ave of Game 1</u>	<u>Ave of Game 2</u>	<u>Ave of Game 3</u>
154.64	148.82	150.09

High game of **212** on week **5** High series of **533** on week **5** High average of **168.67** after bowling week **1**
 Low game of **107** on week **2** Low series of **378** on week **11** Low average of **151.18** after bowling week **11**

High Scores by Game

Game #1: **203** on week **4** Game #2: **212** on week **5** Game #3: **189** on week **6**



Note: This report includes information through January 21 which is Week 12 of 12

Lynea Theisen's Bowling Record - Team 5: Team 5

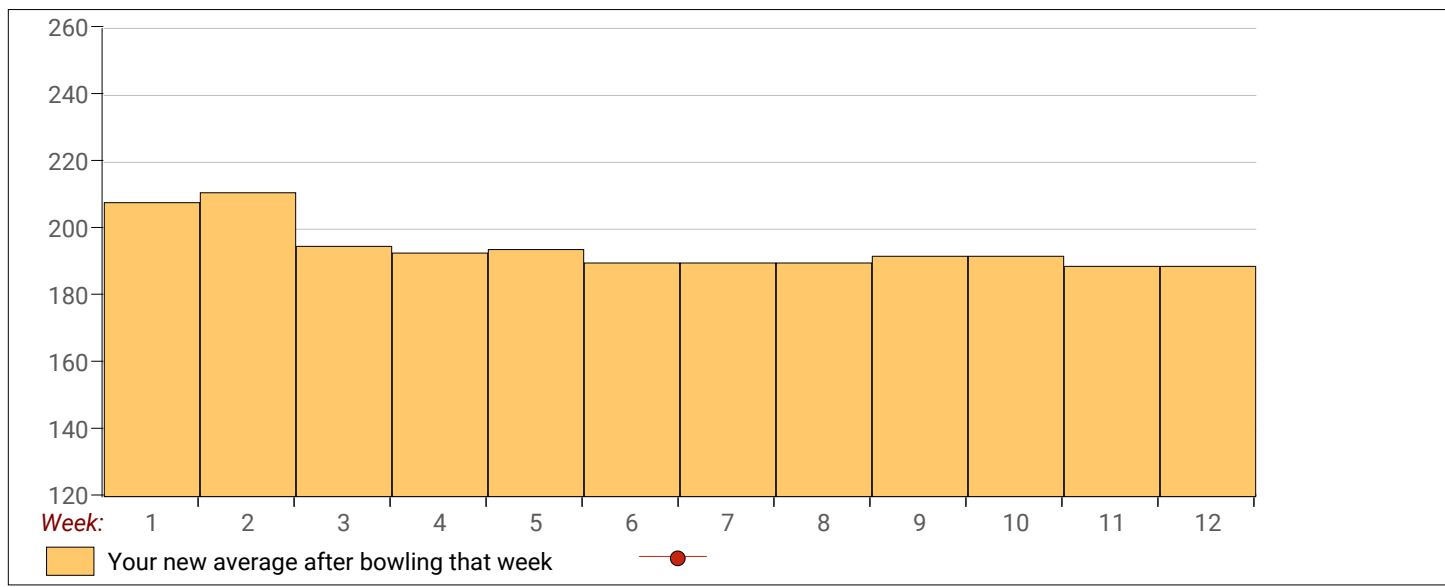
Week No.	Bowling Date	Old Ave	Old HDCP	HDCP							---Average Change---			High Game	High Sers	HDCP Game	HDCP Sers	
				-1-	-2-	-3-	Total	Total	Pins	Gms	New	Old	+/-					
1	11/05/17	208	0	211	201	212	624	624	624	3	208.00	-	0.00	= 208.00	212	624	212	624
2	11/12/17	208	0	209	244	191	644	644	1268	6	211.33	-	208.00	= 3.33	244	644	244	644
				244 --- 25 Pins Over Average -- Other Awards														
3	11/19/17	211	0	168	180	143	491	491	1759	9	195.44	-	211.33	= -15.89	244	644	244	644
4	11/26/17	195	4	158	238	165	561	573	2320	12	193.33	-	195.44	= -2.11	244	644	244	644
				238 --- 25 Pins Over Average -- Other Awards														
5	12/03/17	193	6	191	205	199	595	613	2915	15	194.33	-	193.33	= 1.00	244	644	244	644
6	12/10/17	194	5	140	211	168	519	534	3434	18	190.78	-	194.33	= -3.56	244	644	244	644
7	12/17/17	190	9	179	178	199	556	583	3990	21	190.00	-	190.78	= -0.78	244	644	244	644
8	12/24/17	190	9	200	224	161	585	612	4575	24	190.63	-	190.00	= 0.63	244	644	244	644
				224 --- 25 Pins Over Average -- Other Awards														
9	12/31/17	190	9	184	179	246	609	636	5184	27	192.00	-	190.63	= 1.38	246	644	255	644
				246 --- 50 Pins Over Average -- Other Awards														
10	01/07/18	192	7	198	180	201	579	600	5763	30	192.10	-	192.00	= 0.10	246	644	255	644
11	01/14/18	192	7	182	142	160	484	505	6247	33	189.30	-	192.10	= -2.80	246	644	255	644
12	01/21/18	189	9	a179	a179	a179	537	564	6247	33	189.30	-	189.30	= 0.00	246	644	255	644

<u><100</u>	<u>100's</u>	<u>125's</u>	<u>150's</u>	<u>175's</u>	<u>200's</u>	<u>225's</u>	<u>250's</u>	<u>275's</u>	<u>300's</u>
		3	6	12	9	3			
<u><400</u>	<u>400's</u>	<u>450's</u>	<u>500's</u>	<u>550's</u>	<u>600's</u>	<u>650's</u>	<u>700's</u>	<u>750's</u>	<u>800's</u>
		2	1	5	3				

<u>Ave of Game 1</u>	<u>Ave of Game 2</u>	<u>Ave of Game 3</u>
183.64	198.36	185.91

High game of **246** on week **9** High series of **644** on week **2** High average of **211.33** after bowling week **2**
 Low game of **140** on week **6** Low series of **484** on week **11** Low average of **189.30** after bowling week **11**

High Scores by Game
 Game #1: **211** on week **1** Game #2: **244** on week **2** Game #3: **246** on week **9**



Note: This report includes information through January 21 which is Week 12 of 12

Joyce Moe's Bowling Record - Team 6: Team 6

Week No.	Bowling Date	Old Ave	Old HDCP	HDCP				---Average Change---			High Game	High Sers	HDCP Game	HDCP Sers			
				-1-	-2-	-3-	Total	Total	Pins	Gms					New - Old	---> +/-	
1	11/05/17	172	25	213	179	124	516	591	516	3	172.00	- 0.00	= 172.00	213	516	238	591
2	11/12/17	172	25	163	185	153	501	576	1017	6	169.50	- 172.00	= -2.50	213	516	238	591
3	11/19/17	169	27	202	217	177	596	677	1613	9	179.22	- 169.50	= 9.72	217	596	244	677
				202 --- 25 Pins Over Average -- Other Awards													
				217 --- 25 Pins Over Average -- Other Awards													
4	11/26/17	179	18	170	156	136	462	516	2075	12	172.92	- 179.22	= -6.31	217	596	244	677
5	12/03/17	172	25	156	187	203	546	621	2621	15	174.73	- 172.92	= 1.82	217	596	244	677
				203 --- 25 Pins Over Average -- Other Awards													
6	12/10/17	174	23	163	150	154	467	536	3088	18	171.56	- 174.73	= -3.18	217	596	244	677
7	12/17/17	171	26	137	127	178	442	520	3530	21	168.10	- 171.56	= -3.46	217	596	244	677
8	12/24/17	168	28	172	187	163	522	606	4052	24	168.83	- 168.10	= 0.74	217	596	244	677
9	12/31/17	168	28	149	181	150	480	564	4532	27	167.85	- 168.83	= -0.98	217	596	244	677
10	01/07/18	167	29	214	138	161	513	600	5045	30	168.17	- 167.85	= 0.31	217	596	244	677
				214 --- 25 Pins Over Average -- Other Awards													
11	01/14/18	168	28	116	168	152	436	520	5481	33	166.09	- 168.17	= -2.08	217	596	244	677
12	01/21/18	166	30	a156	a156	a156	468	558	5481	33	166.09	- 166.09	= 0.00	217	596	244	677

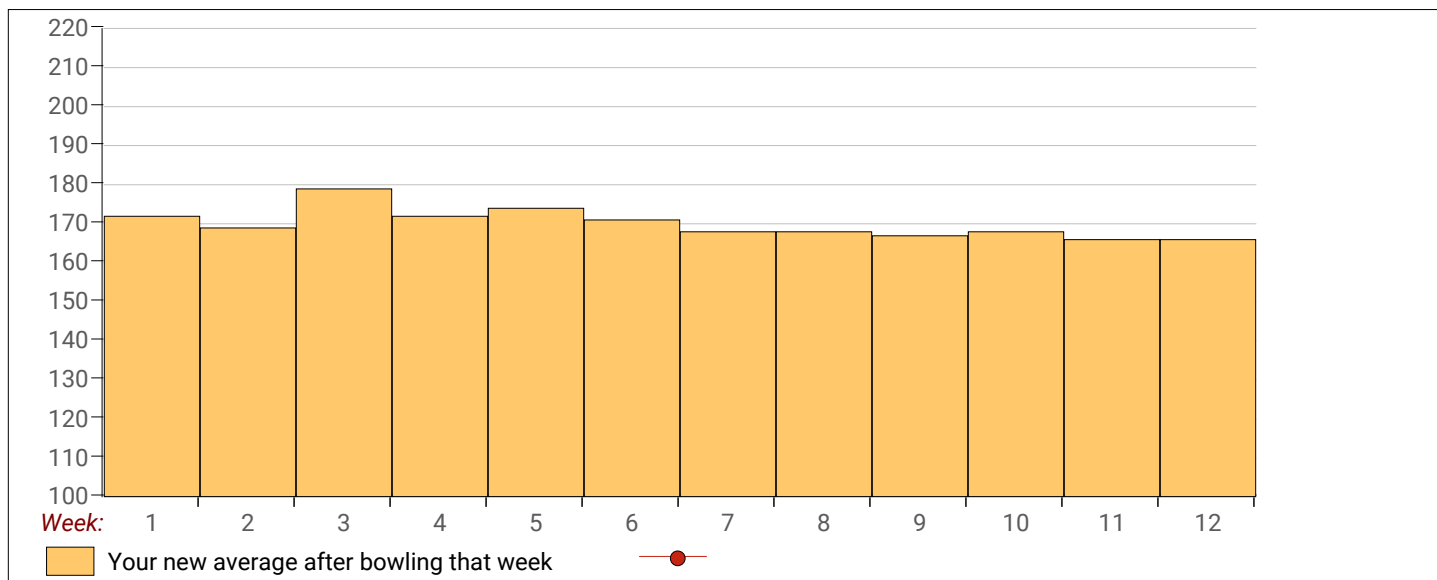
<u><100</u>	<u>100's</u>	<u>125's</u>	<u>150's</u>	<u>175's</u>	<u>200's</u>	<u>225's</u>	<u>250's</u>	<u>275's</u>	<u>300's</u>
	2	5	14	7	5				
<u><400</u>	<u>400's</u>	<u>450's</u>	<u>500's</u>	<u>550's</u>	<u>600's</u>	<u>650's</u>	<u>700's</u>	<u>750's</u>	<u>800's</u>
	2	3	5	1					

<u>Ave of Game 1</u>	<u>Ave of Game 2</u>	<u>Ave of Game 3</u>
168.64	170.45	159.18

High game of **217** on week **3** High series of **596** on week **3** High average of **179.22** after bowling week **3**
 Low game of **116** on week **11** Low series of **436** on week **11** Low average of **166.09** after bowling week **11**

High Scores by Game

Game #1: **214** on week **10** Game #2: **217** on week **3** Game #3: **203** on week **5**



Note: This report includes information through January 21 which is Week 12 of 12

Lynda Moe's Bowling Record - Team 6: Team 6

Week No.	Bowling Date	Old Ave	Old HDCP	HDCP							---Average Change---			High Game	High Sers	HDCP Game	HDCP Sers		
				-1-	-2-	-3-	Total	Total	Pins	Gms	New	Old	---> +/-						
1	11/05/17	137	56	160	140	113	413	581	413	3	137.67	-	0.00	=	137.67	160	413	216	581
2	11/12/17	137	56	154	158	169	481	649	894	6	149.00	-	137.67	=	11.33	169	481	225	649
				169 --- 25 Pins Over Average -- Other Awards															
3	11/19/17	149	45	139	129	199	467	602	1361	9	151.22	-	149.00	=	2.22	199	481	244	649
				199 --- 50 Pins Over Average -- Other Awards															
4	11/26/17	151	44	145	154	162	461	593	1822	12	151.83	-	151.22	=	0.61	199	481	244	649
5	12/03/17	151	44	158	147	135	440	572	2262	15	150.80	-	151.83	=	-1.03	199	481	244	649
6	12/10/17	150	45	151	171		322	412	2584	17	152.00	-	150.80	=	1.20	199	481	244	649
7	12/17/17	152	43	184	160	148	492	621	3076	20	153.80	-	152.00	=	1.80	199	492	244	649
				184 --- 25 Pins Over Average -- Other Awards															
8	12/24/17	153	42	122	117	152	391	517	3467	23	150.74	-	153.80	=	-3.06	199	492	244	649
9	12/31/17	150	45	169	154	146	469	604	3936	26	151.38	-	150.74	=	0.65	199	492	244	649
10	01/07/18	151	44	136	122	180	438	570	4374	29	150.83	-	151.38	=	-0.56	199	492	244	649
				180 --- 25 Pins Over Average -- Other Awards															
11	01/14/18	150	45	132	163	162	457	592	4831	32	150.97	-	150.83	=	0.14	199	492	244	649
12	01/21/18	150	45	a140	a140	a140	420	555	4831	32	150.97	-	150.97	=	0.00	199	492	244	649

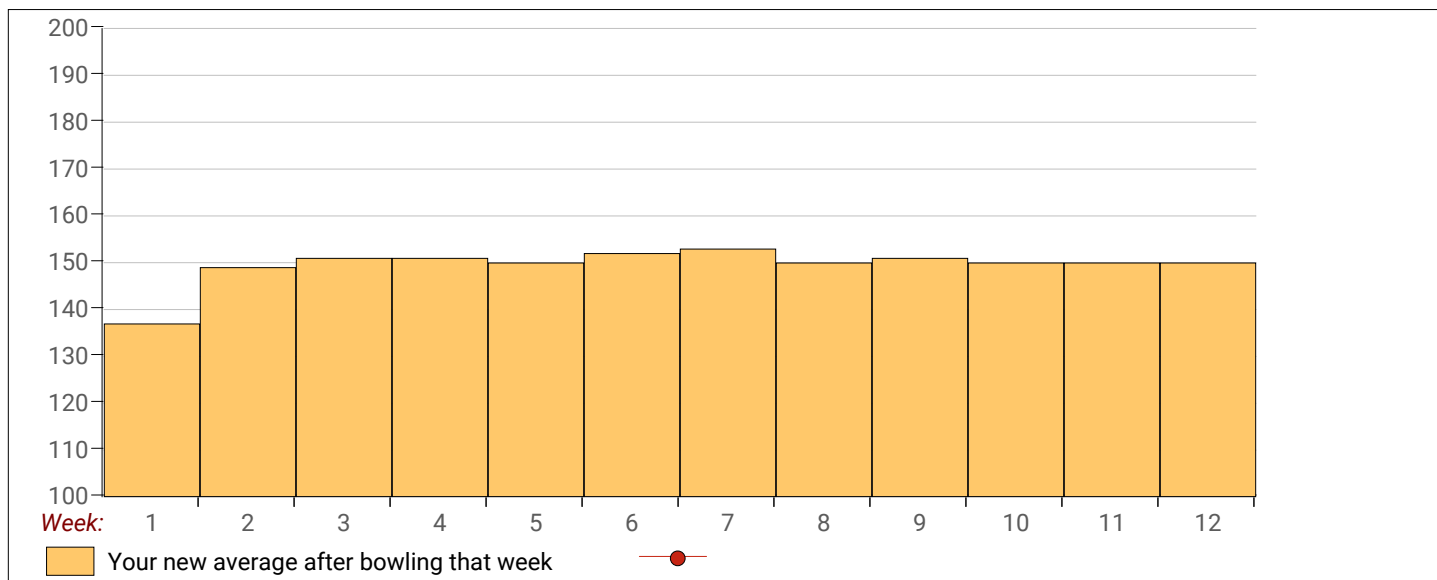
<u><100</u>	<u>100's</u>	<u>125's</u>	<u>150's</u>	<u>175's</u>	<u>200's</u>	<u>225's</u>	<u>250's</u>	<u>275's</u>	<u>300's</u>
	4	10	15	3					
<u><400</u>	<u>400's</u>	<u>450's</u>	<u>500's</u>	<u>550's</u>	<u>600's</u>	<u>650's</u>	<u>700's</u>	<u>750's</u>	<u>800's</u>
1	3	6							

<u>Ave of Game 1</u>	<u>Ave of Game 2</u>	<u>Ave of Game 3</u>
150.00	146.82	156.60

High game of **199** on week **3** High series of **492** on week **7** High average of **153.80** after bowling week **7**
 Low game of **113** on week **1** Low series of **322** on week **6** Low average of **137.67** after bowling week **1**

High Scores by Game

Game #1: **184** on week **7** Game #2: **171** on week **6** Game #3: **199** on week **3**



Note: This report includes information through January 21 which is Week 12 of 12

James Theisen's Bowling Record - Team 7: Team 7

Week No.	Bowling Date	Old Ave	Old HDCP	HDCP				---Average Change---			High Game	High Sers	HDCP Game	HDCP Sers			
				-1-	-2-	-3-	Total	Total	Pins	Gms					New - Old	---> +/-	
1	11/05/17	173	24	185	168	167	520	592	520	3	173.33	- 0.00	= 173.33	185	520	209	592
2	11/12/17	173	24	179	186	171	536	608	1056	6	176.00	- 173.33	= 2.67	186	536	210	608
3	11/19/17	176	21	169	187	175	531	594	1587	9	176.33	- 176.00	= 0.33	187	536	210	608
4	11/26/17	176	21	158	183	191	532	595	2119	12	176.58	- 176.33	= 0.25	191	536	212	608
5	12/03/17	176	21	172	179	171	522	585	2641	15	176.07	- 176.58	= -0.52	191	536	212	608
6	12/10/17	176	21	142	193	145	480	543	3121	18	173.39	- 176.07	= -2.68	193	536	214	608
7	12/17/17	173	24	175	200	154	529	601	3650	21	173.81	- 173.39	= 0.42	200	536	224	608
200 --- 25 Pins Over Average -- Other Awards																	
8	12/24/17	173	24	163	168	182	513	585	4163	24	173.46	- 173.81	= -0.35	200	536	224	608
9	12/31/17	173	24	159	185	180	524	596	4687	27	173.59	- 173.46	= 0.13	200	536	224	608
10	01/07/18	173	24	179	189	164	532	604	5219	30	173.97	- 173.59	= 0.37	200	536	224	608
11	01/14/18	173	24	173	186	186	545	617	5764	33	174.67	- 173.97	= 0.70	200	545	224	617
12	01/21/18	174	23	a164	a164	a164	492	561	5764	33	174.67	- 174.67	= 0.00	200	545	224	617

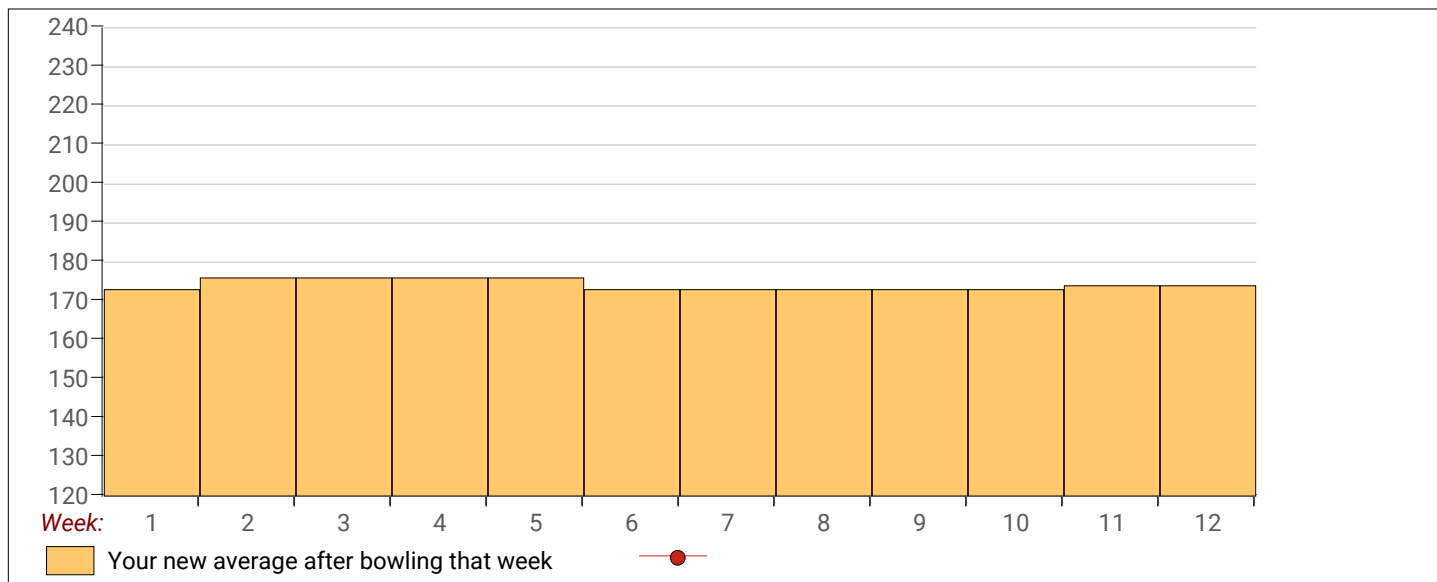
<u><100</u>	<u>100's</u>	<u>125's</u>	<u>150's</u>	<u>175's</u>	<u>200's</u>	<u>225's</u>	<u>250's</u>	<u>275's</u>	<u>300's</u>
		2	13	17	1				
<u><400</u>	<u>400's</u>	<u>450's</u>	<u>500's</u>	<u>550's</u>	<u>600's</u>	<u>650's</u>	<u>700's</u>	<u>750's</u>	<u>800's</u>
		1	10						

<u>Ave of Game 1</u>	<u>Ave of Game 2</u>	<u>Ave of Game 3</u>
168.55	184.00	171.45

High game of **200** on week **7** High series of **545** on week **11** High average of **176.58** after bowling week **4**
 Low game of **142** on week **6** Low series of **480** on week **6** Low average of **173.33** after bowling week **1**

High Scores by Game

Game #1: **185** on week **1** Game #2: **200** on week **7** Game #3: **191** on week **4**



Note: This report includes information through January 21 which is Week 12 of 12

Brad Luberts's Bowling Record - Team 7: Team 7

Week No.	Bowling Date	Old Ave	Old HDCP	HDCP				---Average Change---			High Game	High Sers	HDCP Game	HDCP Sers			
				-1-	-2-	-3-	Total	Total	Pins	Gms					New - Old	---> +/-	
1	11/05/17	150	45	145	170	136	451	586	451	3	150.33	- 0.00	= 150.33	170	451	215	586
2	11/12/17	150	45	180	138	122	440	575	891	6	148.50	- 150.33	= -1.83	180	451	225	586
180 --- 25 Pins Over Average -- Other Awards																	
3	11/19/17	148	46	149	122	135	406	544	1297	9	144.11	- 148.50	= -4.39	180	451	225	586
4	11/26/17	144	50	129	135	118	382	532	1679	12	139.92	- 144.11	= -4.19	180	451	225	586
5	12/03/17	139	0				0	0	1679	12	139.92	- 139.92	= 0.00	180	451	225	586
6	12/10/17	139	54	149	147	153	449	611	2128	15	141.87	- 139.92	= 1.95	180	451	225	611
7	12/17/17	141	53	149	173	138	460	619	2588	18	143.78	- 141.87	= 1.91	180	460	226	619
173 --- 25 Pins Over Average -- Other Awards																	
8	12/24/17	143	51	81	112	116	309	462	2897	21	137.95	- 143.78	= -5.83	180	460	226	619
9	12/31/17	137	56	107	84	111	302	470	3199	24	133.29	- 137.95	= -4.66	180	460	226	619
10	01/07/18	133	60	107	121	157	385	565	3584	27	132.74	- 133.29	= -0.55	180	460	226	619
11	01/14/18	132	61	153	115	138	406	589	3990	30	133.00	- 132.74	= 0.26	180	460	226	619
12	01/21/18	133	60	a123	a123	a123	369	549	3990	30	133.00	- 133.00	= 0.00	180	460	226	619

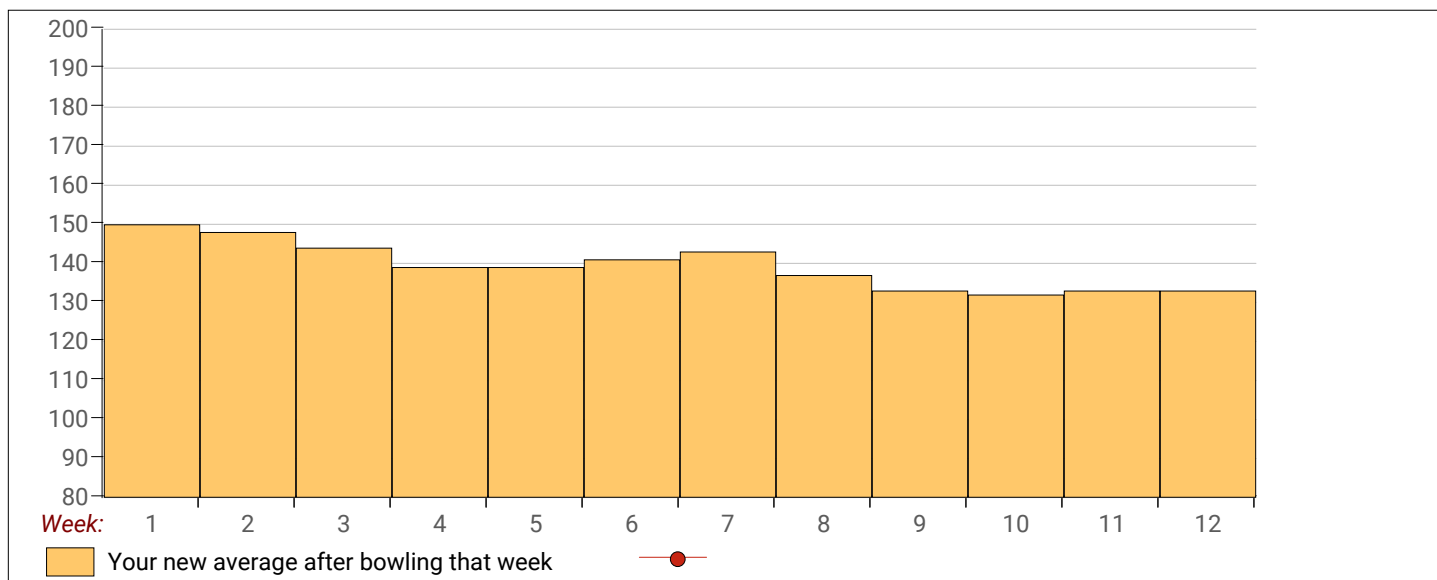
<u><100</u>	<u>100's</u>	<u>125's</u>	<u>150's</u>	<u>175's</u>	<u>200's</u>	<u>225's</u>	<u>250's</u>	<u>275's</u>	<u>300's</u>
2	10	12	5	1					
<u><400</u>	<u>400's</u>	<u>450's</u>	<u>500's</u>	<u>550's</u>	<u>600's</u>	<u>650's</u>	<u>700's</u>	<u>750's</u>	<u>800's</u>
4	4	2							

<u>Ave of Game 1</u>	<u>Ave of Game 2</u>	<u>Ave of Game 3</u>
134.90	131.70	132.40

High game of **180** on week **2** High series of **460** on week **7** High average of **150.33** after bowling week **1**
 Low game of **81** on week **8** Low series of **302** on week **9** Low average of **132.74** after bowling week **10**

High Scores by Game

Game #1: **180** on week **2** Game #2: **173** on week **7** Game #3: **157** on week **10**



Note: This report includes information through January 21 which is Week 12 of 12

Rhannon Stip's Bowling Record - Team 8: Team 8

Week No.	Bowling Date	Old Ave	Old HDCP	HDCP							---Average Change---			High Game	High Sers	HDCP Game	HDCP Sers		
				-1-	-2-	-3-	Total	Total	Pins	Gms	New	Old	+/-						
1	11/05/17	120	72	105	145	112	362	578	362	3	120.67	-	0.00	=	120.67	145	362	217	578
2	11/12/17	120	72	140	147	133	420	636	782	6	130.33	-	120.67	=	9.67	147	420	219	636
				147 --- 25 Pins Over Average -- Other Awards															
3	11/19/17	130	63	136	154	147	437	626	1219	9	135.44	-	130.33	=	5.11	154	437	219	636
4	11/26/17	135	58	147	159	211	517	691	1736	12	144.67	-	135.44	=	9.22	211	517	269	691
				211 --- 75 Pins Over Average -- Other Awards															
5	12/03/17	144	50	179	176	179	534	684	2270	15	151.33	-	144.67	=	6.67	211	534	269	691
				179 --- 25 Pins Over Average -- Other Awards															
				176 --- 25 Pins Over Average -- Other Awards															
				179 --- 25 Pins Over Average -- Other Awards															
6	12/10/17	151	44	176	177	204	557	689	2827	18	157.06	-	151.33	=	5.72	211	557	269	691
				176 --- 25 Pins Over Average -- Other Awards															
				177 --- 25 Pins Over Average -- Other Awards															
				204 --- 50 Pins Over Average -- Other Awards															
7	12/17/17	157	38	190	154	138	482	596	3309	21	157.57	-	157.06	=	0.52	211	557	269	691
				190 --- 25 Pins Over Average -- Other Awards															
8	12/24/17	157	38	193	184	168	545	659	3854	24	160.58	-	157.57	=	3.01	211	557	269	691
				193 --- 25 Pins Over Average -- Other Awards															
				184 --- 25 Pins Over Average -- Other Awards															
9	12/31/17	160	36	159	149	189	497	605	4351	27	161.15	-	160.58	=	0.56	211	557	269	691
				189 --- 25 Pins Over Average -- Other Awards															
10	01/07/18	161	35	196	157	210	563	668	4914	30	163.80	-	161.15	=	2.65	211	563	269	691
				196 --- 25 Pins Over Average -- Other Awards															
				210 --- 25 Pins Over Average -- Other Awards															
11	01/14/18	163	33	168	145	211	524	623	5438	33	164.79	-	163.80	=	0.99	211	563	269	691
				211 --- 25 Pins Over Average -- Other Awards															
12	01/21/18	164	32	a154	a154	a154	462	558	5438	33	164.79	-	164.79	=	0.00	211	563	269	691

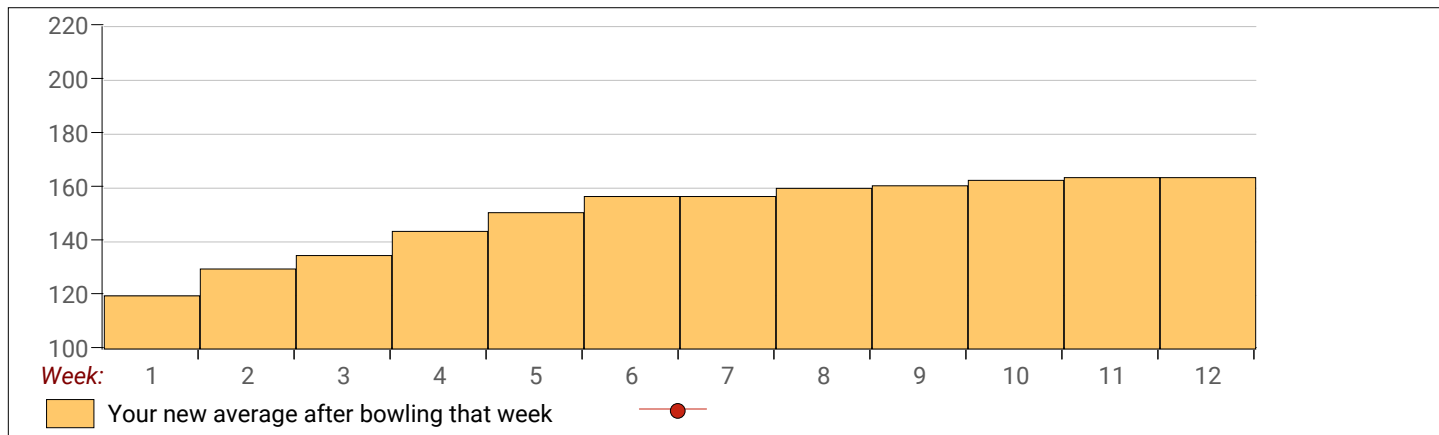
<u><100</u>	<u>100's</u>	<u>125's</u>	<u>150's</u>	<u>175's</u>	<u>200's</u>	<u>225's</u>	<u>250's</u>	<u>275's</u>	<u>300's</u>
	2	10	7	10	4				
<u><400</u>	<u>400's</u>	<u>450's</u>	<u>500's</u>	<u>550's</u>	<u>600's</u>	<u>650's</u>	<u>700's</u>	<u>750's</u>	<u>800's</u>
1	2	2	4	2					

<u>Ave of Game 1</u>	<u>Ave of Game 2</u>	<u>Ave of Game 3</u>
162.64	158.82	172.91

High game of **211** on week **4** High series of **563** on week **10** High average of **164.79** after bowling week **11**
 Low game of **105** on week **1** Low series of **362** on week **1** Low average of **120.67** after bowling week **1**

High Scores by Game

Game #1: **196** on week **10** Game #2: **184** on week **8** Game #3: **211** on week **4**



Note: This report includes information through January 21 which is Week 12 of 12

Jason Stow's Bowling Record - Team 8: Team 8

Week No.	Bowling Date	Old Ave	Old HDCP	HDCP				---Average Change---				High Game	High Sers	HDCP Game	HDCP Sers				
				-1-	-2-	-3-	Total	Total	Pins	Gms	New					Old	+/-		
1	11/05/17	172	25	183	184	149	516	591	516	3	172.00	-	0.00	=	172.00	184	516	209	591
2	11/12/17	172	0				0	0	516	3	172.00	-	172.00	=	0.00	184	516	209	591
3	11/19/17	172	25	164	196	198	558	633	1074	6	179.00	-	172.00	=	7.00	198	558	223	633
				198 --- 25 Pins Over Average -- Other Awards															
4	11/26/17	179	0				0	0	1074	6	179.00	-	179.00	=	0.00	198	558	223	633
5	12/03/17	179	0				0	0	1074	6	179.00	-	179.00	=	0.00	198	558	223	633
6	12/10/17	179	0				0	0	1074	6	179.00	-	179.00	=	0.00	198	558	223	633
7	12/17/17	179	0				0	0	1074	6	179.00	-	179.00	=	0.00	198	558	223	633
8	12/24/17	179	18	213	198	184	595	649	1669	9	185.44	-	179.00	=	6.44	213	595	231	649
				213 --- 25 Pins Over Average -- Other Awards															
9	12/31/17	185	0				0	0	1669	9	185.44	-	185.44	=	0.00	213	595	231	649
10	01/07/18	185	0				0	0	1669	9	185.44	-	185.44	=	0.00	213	595	231	649
11	01/14/18	185	13	190	189	190	569	608	2238	12	186.50	-	185.44	=	1.06	213	595	231	649
12	01/21/18	186	12	a176	a176	a176	528	564	2238	12	186.50	-	186.50	=	0.00	213	595	231	649

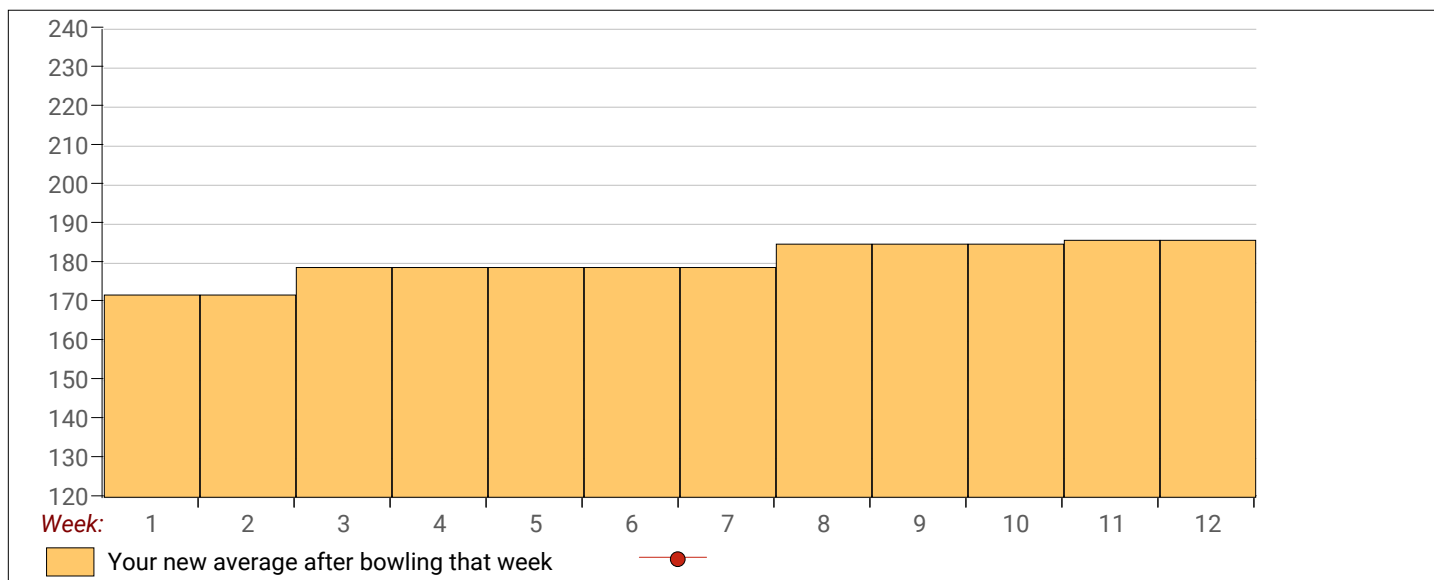
<u><100</u>	<u>100's</u>	<u>125's</u>	<u>150's</u>	<u>175's</u>	<u>200's</u>	<u>225's</u>	<u>250's</u>	<u>275's</u>	<u>300's</u>
		1	1	9	1				
<u><400</u>	<u>400's</u>	<u>450's</u>	<u>500's</u>	<u>550's</u>	<u>600's</u>	<u>650's</u>	<u>700's</u>	<u>750's</u>	<u>800's</u>
			1	3					

<u>Ave of Game 1</u>	<u>Ave of Game 2</u>	<u>Ave of Game 3</u>
187.50	191.75	180.25

High game of **213** on week **8** High series of **595** on week **8** High average of **186.50** after bowling week **11**
 Low game of **149** on week **1** Low series of **516** on week **1** Low average of **172.00** after bowling week **1**

High Scores by Game

Game #1: **213** on week **8** Game #2: **198** on week **8** Game #3: **198** on week **3**



Note: This report includes information through January 21 which is Week 12 of 12

Dan Lummel's Bowling Record - Team 9: Team 9

Week No.	Bowling Date	Old Ave	Old HDCP	HDCP							---Average Change---			High Game	High Sers	HDCP Game	HDCP Sers	
				-1-	-2-	-3-	Total	Total	Pins	Gms	New	Old	+/-					
1	11/05/17	185	13	178	223	156	557	596	557	3	185.67	-	0.00	= 185.67	223	557	236	596
2	11/12/17	185	13	266	213	140	619	658	1176	6	196.00	-	185.67	= 10.33	266	619	279	658
				266 --- 75 Pins Over Average -- Other Awards														
				213 --- 25 Pins Over Average -- Other Awards														
3	11/19/17	196	3	222	169	214	605	614	1781	9	197.89	-	196.00	= 1.89	266	619	279	658
				222 --- 25 Pins Over Average -- Other Awards														
4	11/26/17	197	2	a187	a187	a187	561	567	1781	9	197.89	-	197.89	= 0.00	266	619	279	658
5	12/03/17	197	2	176	189	190	555	561	2336	12	194.67	-	197.89	= -3.22	266	619	279	658
6	12/10/17	194	5	172	163	213	548	563	2884	15	192.27	-	194.67	= -2.40	266	619	279	658
7	12/17/17	192	7	201	234	148	583	604	3467	18	192.61	-	192.27	= 0.34	266	619	279	658
				234 --- 25 Pins Over Average -- Other Awards														
8	12/24/17	192	7	204	205	203	612	633	4079	21	194.24	-	192.61	= 1.63	266	619	279	658
9	12/31/17	194	5	223	179	204	606	621	4685	24	195.21	-	194.24	= 0.97	266	619	279	658
				223 --- 25 Pins Over Average -- Other Awards														
10	01/07/18	195	4	153	190	200	543	555	5228	27	193.63	-	195.21	= -1.58	266	619	279	658
11	01/14/18	193	6	192	194	163	549	567	5777	30	192.57	-	193.63	= -1.06	266	619	279	658
12	01/21/18	192	7	a182	a182	a182	546	567	5777	30	192.57	-	192.57	= 0.00	266	619	279	658

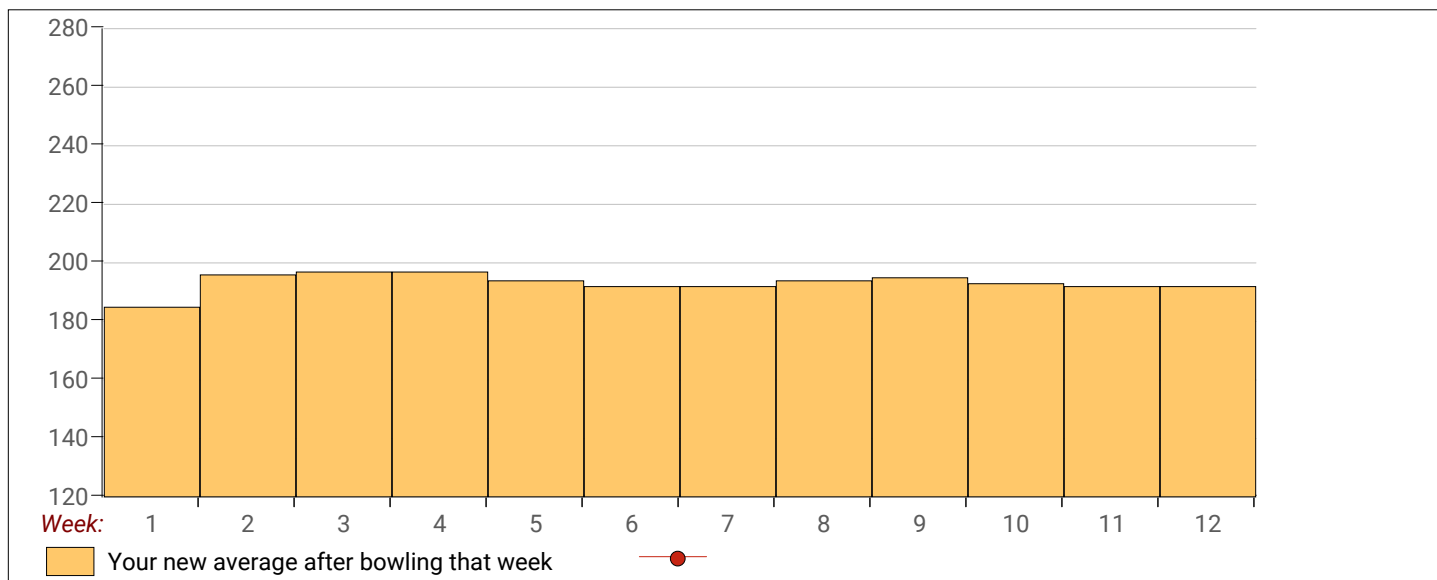
<u><100</u>	<u>100's</u>	<u>125's</u>	<u>150's</u>	<u>175's</u>	<u>200's</u>	<u>225's</u>	<u>250's</u>	<u>275's</u>	<u>300's</u>
		2	6	8	12	1	1		
<u><400</u>	<u>400's</u>	<u>450's</u>	<u>500's</u>	<u>550's</u>	<u>600's</u>	<u>650's</u>	<u>700's</u>	<u>750's</u>	<u>800's</u>
			3	3	4				

<u>Ave of Game 1</u>	<u>Ave of Game 2</u>	<u>Ave of Game 3</u>
198.70	195.90	183.10

High game of **266** on week **2** High series of **619** on week **2** High average of **197.89** after bowling week **3**
 Low game of **140** on week **2** Low series of **543** on week **10** Low average of **185.67** after bowling week **1**

High Scores by Game

Game #1: **266** on week **2** Game #2: **234** on week **7** Game #3: **214** on week **3**



Note: This report includes information through January 21 which is Week 12 of 12

Jason Ebert's Bowling Record - Team 9: Team 9

Week No.	Bowling Date	Old Ave	Old HDCP	HDCP							---Average Change---			High Game	High Sers	HDCP Game	HDCP Sers		
				-1-	-2-	-3-	Total	Total	Pins	Gms	New	Old	+/-						
1	11/05/17	190	9	181	213	176	570	597	570	3	190.00	-	0.00	=	190.00	213	570	222	597
2	11/12/17	190	9	191	249	216	656	683	1226	6	204.33	-	190.00	=	14.33	249	656	258	683
				249 --- 50 Pins Over Average -- Other Awards															
				216 --- 25 Pins Over Average -- Other Awards															
3	11/19/17	204	0	213	203	200	616	616	1842	9	204.67	-	204.33	=	0.33	249	656	258	683
4	11/26/17	204	0	a194	a194	a194	582	582	1842	9	204.67	-	204.67	=	0.00	249	656	258	683
5	12/03/17	204	0	198	194	232	624	624	2466	12	205.50	-	204.67	=	0.83	249	656	258	683
				232 --- 25 Pins Over Average -- Other Awards															
6	12/10/17	205	0	177	235	201	613	613	3079	15	205.27	-	205.50	=	-0.23	249	656	258	683
				235 --- 25 Pins Over Average -- Other Awards															
7	12/17/17	205	0	192	204	154	550	550	3629	18	201.61	-	205.27	=	-3.66	249	656	258	683
8	12/24/17	201	0	186	198	192	576	576	4205	21	200.24	-	201.61	=	-1.37	249	656	258	683
9	12/31/17	200	0	202	214	234	650	650	4855	24	202.29	-	200.24	=	2.05	249	656	258	683
				234 --- 25 Pins Over Average -- Other Awards															
10	01/07/18	202	0	196	169	202	567	567	5422	27	200.81	-	202.29	=	-1.48	249	656	258	683
11	01/14/18	200	0	168	170	235	573	573	5995	30	199.83	-	200.81	=	-0.98	249	656	258	683
				235 --- 25 Pins Over Average -- Other Awards															
12	01/21/18	199	0	a189	a189	a189	567	567	5995	30	199.83	-	199.83	=	0.00	249	656	258	683

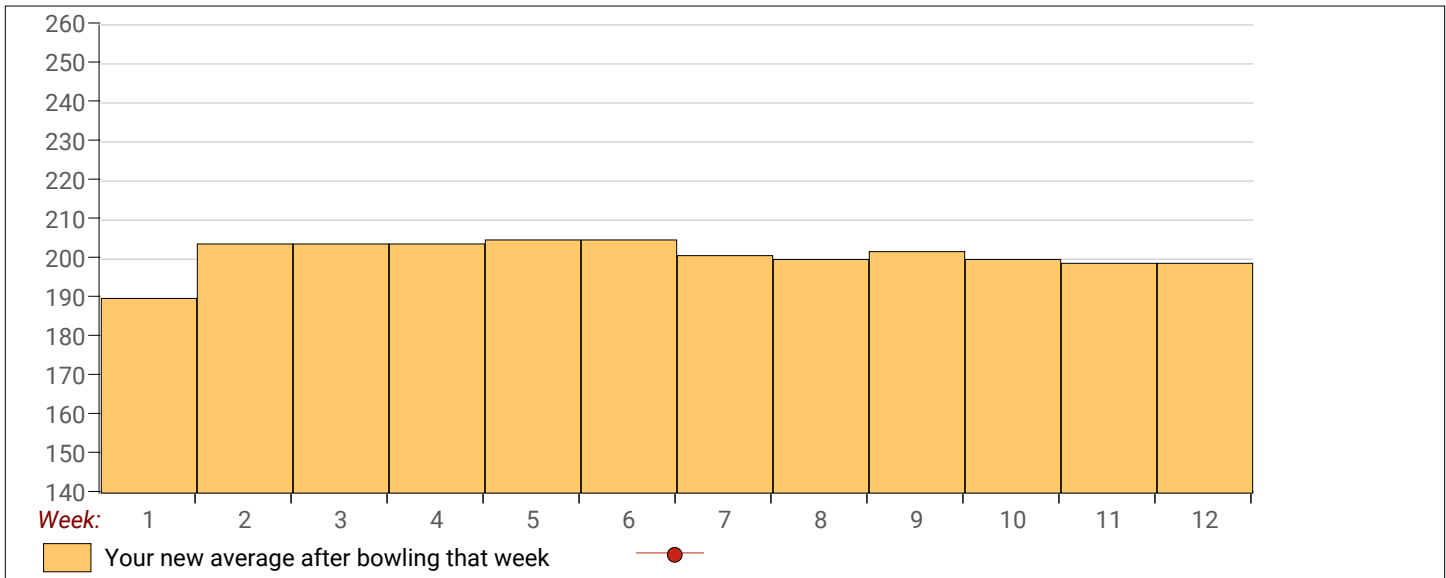
<u><100</u>	<u>100's</u>	<u>125's</u>	<u>150's</u>	<u>175's</u>	<u>200's</u>	<u>225's</u>	<u>250's</u>	<u>275's</u>	<u>300's</u>
			4	11	10	5			
<u><400</u>	<u>400's</u>	<u>450's</u>	<u>500's</u>	<u>550's</u>	<u>600's</u>	<u>650's</u>	<u>700's</u>	<u>750's</u>	<u>800's</u>
				5	3	2			

<u>Ave of Game 1</u>	<u>Ave of Game 2</u>	<u>Ave of Game 3</u>
190.40	204.90	204.20

High game of 249 on week 2 High series of 656 on week 2 High average of 205.50 after bowling week 5
 Low game of 154 on week 7 Low series of 550 on week 7 Low average of 190.00 after bowling week 1

High Scores by Game

Game #1: 213 on week 3 Game #2: 249 on week 2 Game #3: 235 on week 11



Note: This report includes information through January 21 which is Week 12 of 12

Donald Clarkson's Bowling Record - Team 10: Team 10

Week No.	Bowling Date	Old Ave	Old HDCP	HDCP				HDCP		---Average Change---			High Game	High Sers	HDCP Game	HDCP Sers			
				-1-	-2-	-3-	Total	Total	Pins	Gms	New	Old					+/-		
1	11/05/17	105	85	72	126	117	315	570	315	3	105.00	-	0.00	=	105.00	126	315	211	570
2	11/12/17	105	85	106	158	148	412	667	727	6	121.17	-	105.00	=	16.17	158	412	243	667
				158 --- 50 Pins Over Average -- Other Awards															
				148 --- 25 Pins Over Average -- Other Awards															
3	11/19/17	121	71	133	135	144	412	625	1139	9	126.56	-	121.17	=	5.39	158	412	243	667
4	11/26/17	126	66	141	124	114	379	577	1518	12	126.50	-	126.56	=	-0.06	158	412	243	667
5	12/03/17	126	66	106	125	118	349	547	1867	15	124.47	-	126.50	=	-2.03	158	412	243	667
6	12/10/17	124	68	109	133	128	370	574	2237	18	124.28	-	124.47	=	-0.19	158	412	243	667
7	12/17/17	124	68	127	109	126	362	566	2599	21	123.76	-	124.28	=	-0.52	158	412	243	667
8	12/24/17	123	69	130	106	135	371	578	2970	24	123.75	-	123.76	=	-0.01	158	412	243	667
9	12/31/17	123	69	152	121	128	401	608	3371	27	124.85	-	123.75	=	1.10	158	412	243	667
				152 --- 25 Pins Over Average -- Other Awards															
10	01/07/18	124	68	124	117	141	382	586	3753	30	125.10	-	124.85	=	0.25	158	412	243	667
11	01/14/18	125	67	139	125	128	392	593	4145	33	125.61	-	125.10	=	0.51	158	412	243	667
12	01/21/18	125	67	a115	a115	a115	345	546	4145	33	125.61	-	125.61	=	0.00	158	412	243	667

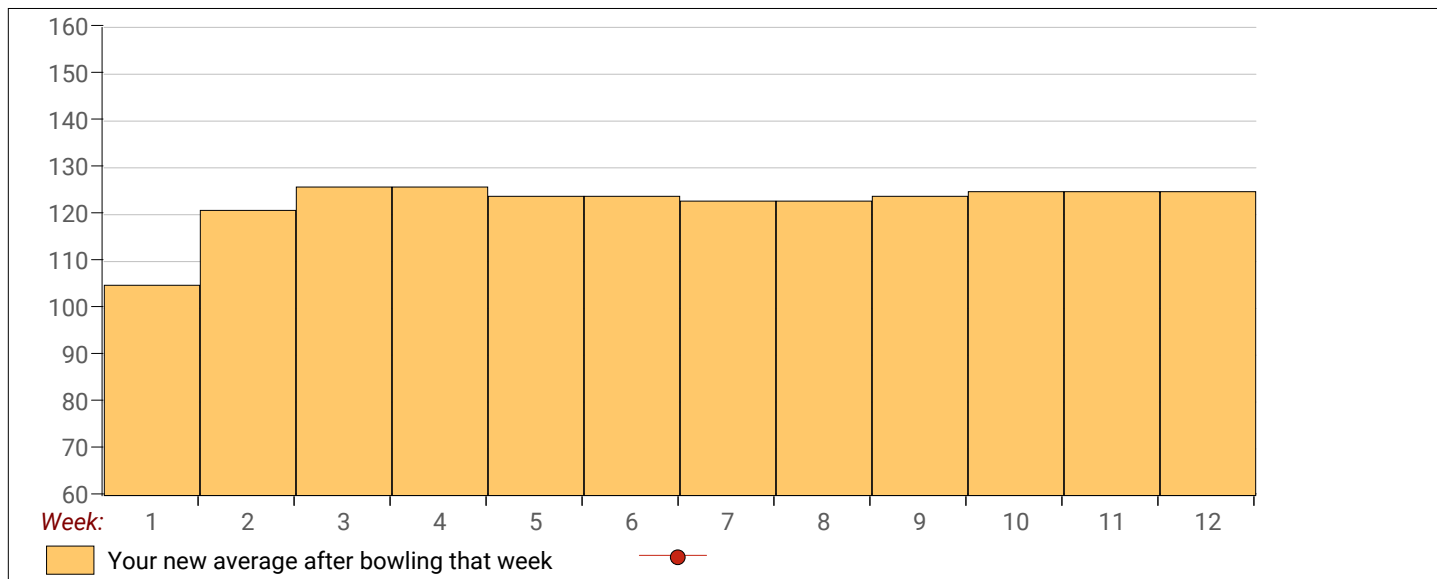
<u><100</u>	<u>100's</u>	<u>125's</u>	<u>150's</u>	<u>175's</u>	<u>200's</u>	<u>225's</u>	<u>250's</u>	<u>275's</u>	<u>300's</u>
1	12	18	2						
<u><400</u>	<u>400's</u>	<u>450's</u>	<u>500's</u>	<u>550's</u>	<u>600's</u>	<u>650's</u>	<u>700's</u>	<u>750's</u>	<u>800's</u>
8	3								

<u>Ave of Game 1</u>	<u>Ave of Game 2</u>	<u>Ave of Game 3</u>
121.73	125.36	129.73

High game of **158** on week **2** High series of **412** on week **2** High average of **126.56** after bowling week **3**
 Low game of **72** on week **1** Low series of **315** on week **1** Low average of **105.00** after bowling week **1**

High Scores by Game

Game #1: **152** on week **9** Game #2: **158** on week **2** Game #3: **148** on week **2**



Note: This report includes information through January 21 which is Week 12 of 12

Shawn Dillion's Bowling Record - Team 10: Team 10

Week No.	Bowling Date	Old Ave	Old HDCP	HDCP							---Average Change---			High Game	High Sers	HDCP Game	HDCP Sers	
				-1-	-2-	-3-	Total	Total	Pins	Gms	New	Old	---> +/-					
1	11/05/17	147	47	164	148	131	443	584	443	3	147.67	-	0.00	= 147.67	164	443	211	584
2	11/12/17	147	47	116	199	123	438	579	881	6	146.83	-	147.67	= -0.83	199	443	246	584
				199 --- 50 Pins Over Average -- Other Awards														
3	11/19/17	146	48	151	159	146	456	600	1337	9	148.56	-	146.83	= 1.72	199	456	246	600
4	11/26/17	148	46	166	204	162	532	670	1869	12	155.75	-	148.56	= 7.19	204	532	250	670
				204 --- 50 Pins Over Average -- Other Awards														
5	12/03/17	155	40	200	194	169	563	683	2432	15	162.13	-	155.75	= 6.38	204	563	250	683
				200 --- 25 Pins Over Average -- Other Awards														
				194 --- 25 Pins Over Average -- Other Awards														
6	12/10/17	162	34	144	157	112	413	515	2845	18	158.06	-	162.13	= -4.08	204	563	250	683
7	12/17/17	158	37	107	133	153	393	504	3238	21	154.19	-	158.06	= -3.87	204	563	250	683
8	12/24/17	154	41	136	167	171	474	597	3712	24	154.67	-	154.19	= 0.48	204	563	250	683
9	12/31/17	154	41	164	159	124	447	570	4159	27	154.04	-	154.67	= -0.63	204	563	250	683
10	01/07/18	154	41	155	135	148	438	561	4597	30	153.23	-	154.04	= -0.80	204	563	250	683
11	01/14/18	153	42	153	163	174	490	616	5087	33	154.15	-	153.23	= 0.92	204	563	250	683
12	01/21/18	154	41	a144	a144	a144	432	555	5087	33	154.15	-	154.15	= 0.00	204	563	250	683

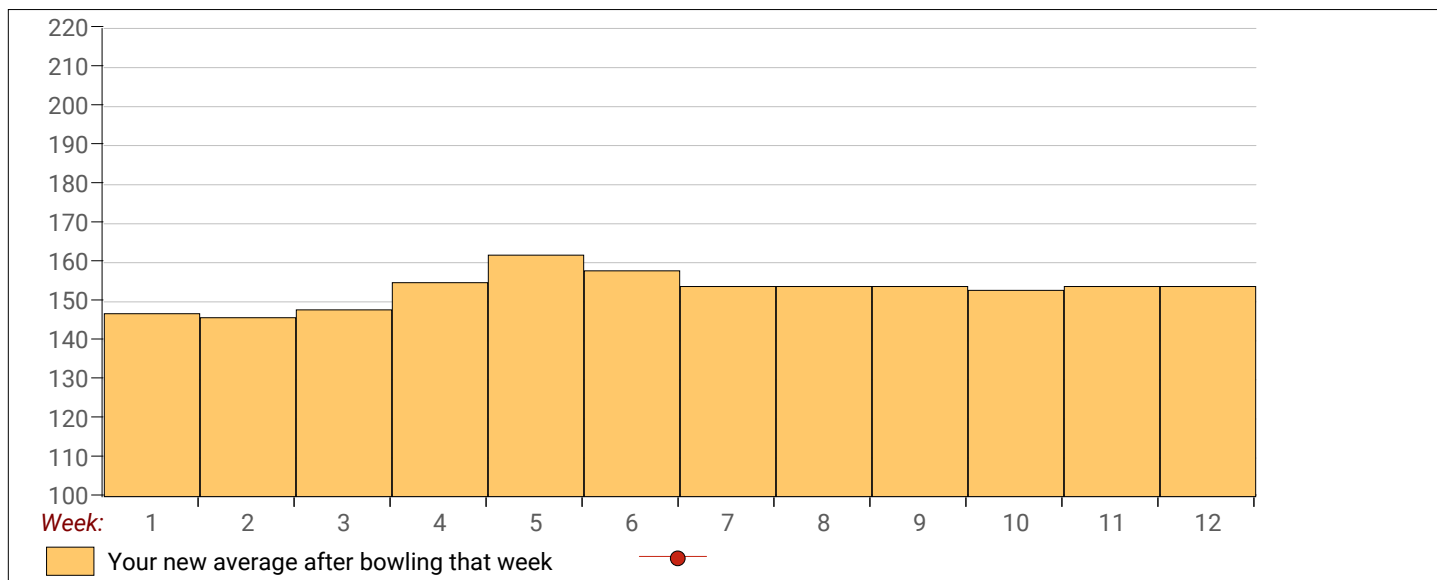
<u><100</u>	<u>100's</u>	<u>125's</u>	<u>150's</u>	<u>175's</u>	<u>200's</u>	<u>225's</u>	<u>250's</u>	<u>275's</u>	<u>300's</u>
	5	8	16	2	2				
<u><400</u>	<u>400's</u>	<u>450's</u>	<u>500's</u>	<u>550's</u>	<u>600's</u>	<u>650's</u>	<u>700's</u>	<u>750's</u>	<u>800's</u>
1	5	3	1	1					

<u>Ave of Game 1</u>	<u>Ave of Game 2</u>	<u>Ave of Game 3</u>
150.55	165.27	146.64

High game of **204** on week **4** High series of **563** on week **5** High average of **162.13** after bowling week **5**
 Low game of **107** on week **7** Low series of **393** on week **7** Low average of **146.83** after bowling week **2**

High Scores by Game

Game #1: **200** on week **5** Game #2: **204** on week **4** Game #3: **174** on week **11**



Note: This report includes information through January 21 which is Week 12 of 12

Nicole Theisen's Bowling Record - Team 11: Team 11

Week No.	Bowling Date	Old Ave	Old HDCP	HDCP							---Average Change---			High Game	High Sers	HDCP Game	HDCP Sers		
				-1-	-2-	-3-	Total	Total	Pins	Gms	New	Old	---> +/-						
1	11/05/17	168	28	151	181	173	505	589	505	3	168.33	-	0.00	=	168.33	181	505	209	589
2	11/12/17	168	28	193	178	133	504	588	1009	6	168.17	-	168.33	=	-0.17	193	505	221	589
				193 --- 25 Pins Over Average -- Other Awards															
3	11/19/17	168	28	228	177	191	596	680	1605	9	178.33	-	168.17	=	10.17	228	596	256	680
				228 --- 50 Pins Over Average -- Other Awards															
4	11/26/17	178	19	215	246	180	641	698	2246	12	187.17	-	178.33	=	8.83	246	641	265	698
				215 --- 25 Pins Over Average -- Other Awards															
				246 --- 50 Pins Over Average -- Other Awards															
5	12/03/17	187	11	155	213	190	558	591	2804	15	186.93	-	187.17	=	-0.23	246	641	265	698
				213 --- 25 Pins Over Average -- Other Awards															
6	12/10/17	186	12	173	184	233	590	626	3394	18	188.56	-	186.93	=	1.62	246	641	265	698
				233 --- 25 Pins Over Average -- Other Awards															
7	12/17/17	188	10	168	189	178	535	565	3929	21	187.10	-	188.56	=	-1.46	246	641	265	698
8	12/24/17	187	11	194	180	183	557	590	4486	24	186.92	-	187.10	=	-0.18	246	641	265	698
9	12/31/17	186	12	165	166	193	524	560	5010	27	185.56	-	186.92	=	-1.36	246	641	265	698
10	01/07/18	185	13	201	125	187	513	552	5523	30	184.10	-	185.56	=	-1.46	246	641	265	698
11	01/14/18	184	14	181	147	162	490	532	6013	33	182.21	-	184.10	=	-1.89	246	641	265	698
12	01/21/18	182	16	a172	a172	a172	516	564	6013	33	182.21	-	182.21	=	0.00	246	641	265	698

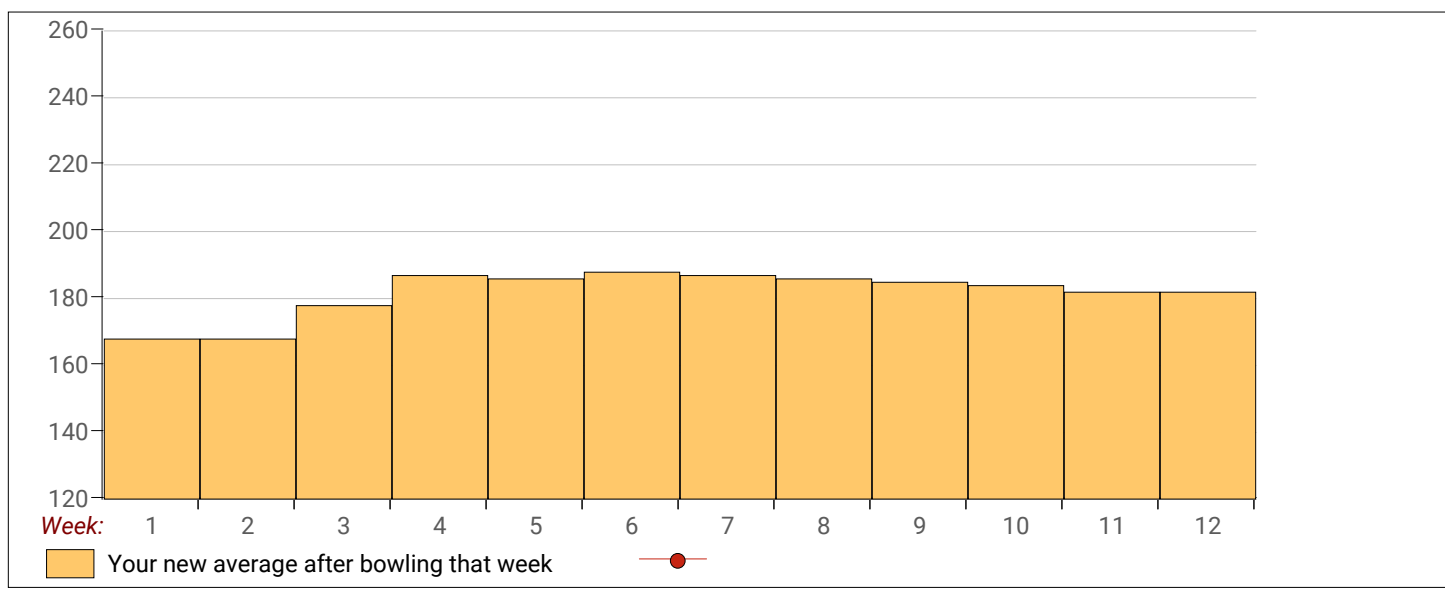
<u><100</u>	<u>100's</u>	<u>125's</u>	<u>150's</u>	<u>175's</u>	<u>200's</u>	<u>225's</u>	<u>250's</u>	<u>275's</u>	<u>300's</u>
		3	8	16	3	3			
<u><400</u>	<u>400's</u>	<u>450's</u>	<u>500's</u>	<u>550's</u>	<u>600's</u>	<u>650's</u>	<u>700's</u>	<u>750's</u>	<u>800's</u>
		1	5	4	1				

<u>Ave of Game 1</u>	<u>Ave of Game 2</u>	<u>Ave of Game 3</u>
184.00	180.55	182.09

High game of **246** on week **4** High series of **641** on week **4** High average of **188.56** after bowling week **6**
 Low game of **125** on week **10** Low series of **490** on week **11** Low average of **168.17** after bowling week **2**

High Scores by Game

Game #1: **228** on week **3** Game #2: **246** on week **4** Game #3: **233** on week **6**



Note: This report includes information through January 21 which is Week 12 of 12

Jason Hill's Bowling Record - Team 11: Team 11

Week No.	Bowling Date	Old Ave	Old HDCP	HDCP				---Average Change---			High Game	High Sers	HDCP Game	HDCP Sers			
				-1-	-2-	-3-	Total	Total	Pins	Gms					New - Old	---> +/-	
1	11/05/17	206	0	214	165	241	620	620	620	3	206.67	- 0.00	= 206.67	241	620	241	620
2	11/12/17	206	0	224	220	167	611	611	1231	6	205.17	- 206.67	= -1.50	241	620	241	620
3	11/19/17	205	0	218	189	216	623	623	1854	9	206.00	- 205.17	= 0.83	241	623	241	623
4	11/26/17	206	0	195	203	215	613	613	2467	12	205.58	- 206.00	= -0.42	241	623	241	623
5	12/03/17	205	0	181	200	181	562	562	3029	15	201.93	- 205.58	= -3.65	241	623	241	623
6	12/10/17	201	0	235	178	191	604	604	3633	18	201.83	- 201.93	= -0.10	241	623	241	623
				235 --- 25 Pins Over Average -- Other Awards													
7	12/17/17	201	0	215	223	157	595	595	4228	21	201.33	- 201.83	= -0.50	241	623	241	623
8	12/24/17	201	0	210	191	226	627	627	4855	24	202.29	- 201.33	= 0.96	241	627	241	627
				226 --- 25 Pins Over Average -- Other Awards													
9	12/31/17	202	0	206	186	186	578	578	5433	27	201.22	- 202.29	= -1.07	241	627	241	627
10	01/07/18	201	0	230	215	246	691	691	6124	30	204.13	- 201.22	= 2.91	246	691	246	691
				230 --- 25 Pins Over Average -- Other Awards													
				246 --- 25 Pins Over Average -- Other Awards													
11	01/14/18	204	0	204	235	175	614	614	6738	33	204.18	- 204.13	= 0.05	246	691	246	691
				235 --- 25 Pins Over Average -- Other Awards													
12	01/21/18	204	0	a194	a194	a194	582	582	6738	33	204.18	- 204.18	= 0.00	246	691	246	691

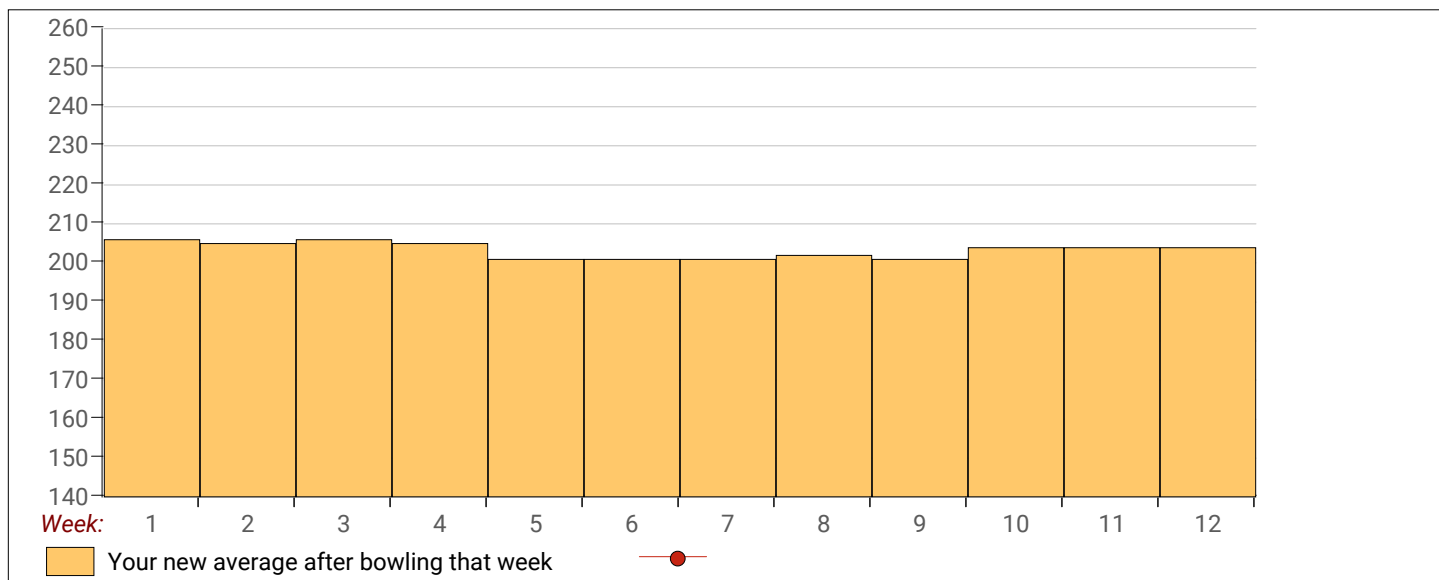
<u><100</u>	<u>100's</u>	<u>125's</u>	<u>150's</u>	<u>175's</u>	<u>200's</u>	<u>225's</u>	<u>250's</u>	<u>275's</u>	<u>300's</u>
			3	10	14	6			
<u><400</u>	<u>400's</u>	<u>450's</u>	<u>500's</u>	<u>550's</u>	<u>600's</u>	<u>650's</u>	<u>700's</u>	<u>750's</u>	<u>800's</u>
				3	7	1			

<u>Ave of Game 1</u>	<u>Ave of Game 2</u>	<u>Ave of Game 3</u>
212.00	200.45	200.09

High game of **246** on week **10** High series of **691** on week **10** High average of **206.67** after bowling week **1**
 Low game of **157** on week **7** Low series of **562** on week **5** Low average of **201.22** after bowling week **9**

High Scores by Game

Game #1: **235** on week **6** Game #2: **235** on week **11** Game #3: **246** on week **10**



Note: This report includes information through January 21 which is Week 12 of 12

Vicky Bottema's Bowling Record - Team 12: Team 12

Week No.	Bowling Date	Old Ave	Old HDCP	HDCP				HDCP		---Average Change---			High Game	High Sers	HDCP Game	HDCP Sers			
				-1-	-2-	-3-	Total	Total	Pins	Gms	New	Old					+/-		
1	11/05/17	157	38	157	153	163	473	587	473	3	157.67	-	0.00	=	157.67	163	473	201	587
2	11/12/17	157	38	175	151	173	499	613	972	6	162.00	-	157.67	=	4.33	175	499	213	613
3	11/19/17	162	34	173	185	155	513	615	1485	9	165.00	-	162.00	=	3.00	185	513	219	615
4	11/26/17	165	31	105	139	121	365	458	1850	12	154.17	-	165.00	=	-10.83	185	513	219	615
5	12/03/17	154	41	127	157	145	429	552	2279	15	151.93	-	154.17	=	-2.23	185	513	219	615
6	12/10/17	151	44	150	154	124	428	560	2707	18	150.39	-	151.93	=	-1.54	185	513	219	615
7	12/17/17	150	45	167	158	145	470	605	3177	21	151.29	-	150.39	=	0.90	185	513	219	615
8	12/24/17	151	44	143	120	158	421	553	3598	24	149.92	-	151.29	=	-1.37	185	513	219	615
9	12/31/17	149	45	134	132	112	378	513	3976	27	147.26	-	149.92	=	-2.66	185	513	219	615
10	01/07/18	147	47	158	106	117	381	522	4357	30	145.23	-	147.26	=	-2.03	185	513	219	615
11	01/14/18	145	49	153	99	126	378	525	4735	33	143.48	-	145.23	=	-1.75	185	513	219	615
12	01/21/18	143	51	a133	a133	a133	399	552	4735	33	143.48	-	143.48	=	0.00	185	513	219	615

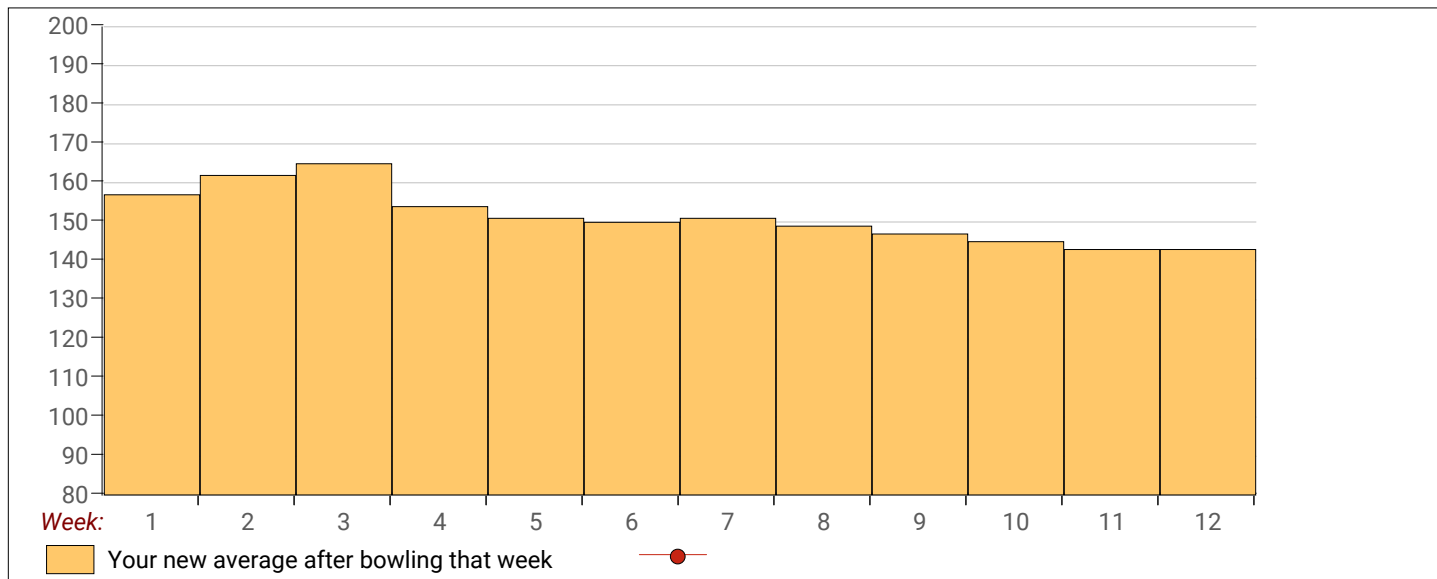
<u><100</u>	<u>100's</u>	<u>125's</u>	<u>150's</u>	<u>175's</u>	<u>200's</u>	<u>225's</u>	<u>250's</u>	<u>275's</u>	<u>300's</u>
1	7	8	15	2					
<u><400</u>	<u>400's</u>	<u>450's</u>	<u>500's</u>	<u>550's</u>	<u>600's</u>	<u>650's</u>	<u>700's</u>	<u>750's</u>	<u>800's</u>
4	3	3	1						

<u>Ave of Game 1</u>	<u>Ave of Game 2</u>	<u>Ave of Game 3</u>
149.27	141.27	139.91

High game of **185** on week **3** High series of **513** on week **3** High average of **165.00** after bowling week **3**
 Low game of **99** on week **11** Low series of **365** on week **4** Low average of **143.48** after bowling week **11**

High Scores by Game

Game #1: **175** on week **2** Game #2: **185** on week **3** Game #3: **173** on week **2**



Note: This report includes information through January 21 which is Week 12 of 12

Marty Eliason's Bowling Record - Team 12: Team 12

Week No.	Bowling Date	Old Ave	Old HDCP	HDCP				---Average Change---			High Game	High Sers	HDCP Game	HDCP Sers			
				-1-	-2-	-3-	Total	Total	Pins	Gms					New - Old	---> +/-	
1	11/05/17	134	59	142	138	123	403	580	403	3	134.33	- 0.00	= 134.33	142	403	201	580
2	11/12/17	134	59	113	143	162	418	595	821	6	136.83	- 134.33	= 2.50	162	418	221	595
				162 --- 25 Pins Over Average -- Other Awards													
3	11/19/17	136	57	178	175	122	475	646	1296	9	144.00	- 136.83	= 7.17	178	475	235	646
				178 --- 25 Pins Over Average -- Other Awards													
				175 --- 25 Pins Over Average -- Other Awards													
4	11/26/17	144	50	133	162	139	434	584	1730	12	144.17	- 144.00	= 0.17	178	475	235	646
5	12/03/17	144	50	116	147	152	415	565	2145	15	143.00	- 144.17	= -1.17	178	475	235	646
6	12/10/17	143	51	86	136	143	365	518	2510	18	139.44	- 143.00	= -3.56	178	475	235	646
7	12/17/17	139	54	102	99	116	317	479	2827	21	134.62	- 139.44	= -4.83	178	475	235	646
8	12/24/17	134	59	118	118	141	377	554	3204	24	133.50	- 134.62	= -1.12	178	475	235	646
9	12/31/17	133	60	100	138	114	352	532	3556	27	131.70	- 133.50	= -1.80	178	475	235	646
10	01/07/18	131	62	115	122	128	365	551	3921	30	130.70	- 131.70	= -1.00	178	475	235	646
11	01/14/18	130	63	143	112	108	363	552	4284	33	129.82	- 130.70	= -0.88	178	475	235	646
12	01/21/18	129	63	a119	a119	a119	357	546	4284	33	129.82	- 129.82	= 0.00	178	475	235	646

<u><100</u>	<u>100's</u>	<u>125's</u>	<u>150's</u>	<u>175's</u>	<u>200's</u>	<u>225's</u>	<u>250's</u>	<u>275's</u>	<u>300's</u>
2	14	12	3	2					
<u><400</u>	<u>400's</u>	<u>450's</u>	<u>500's</u>	<u>550's</u>	<u>600's</u>	<u>650's</u>	<u>700's</u>	<u>750's</u>	<u>800's</u>
6	4	1							

<u>Ave of Game 1</u>	<u>Ave of Game 2</u>	<u>Ave of Game 3</u>
122.36	135.45	131.64

High game of **178** on week **3** High series of **475** on week **3** High average of **144.17** after bowling week **4**
 Low game of **86** on week **6** Low series of **317** on week **7** Low average of **129.82** after bowling week **11**

High Scores by Game

Game #1: **178** on week **3** Game #2: **175** on week **3** Game #3: **162** on week **2**

