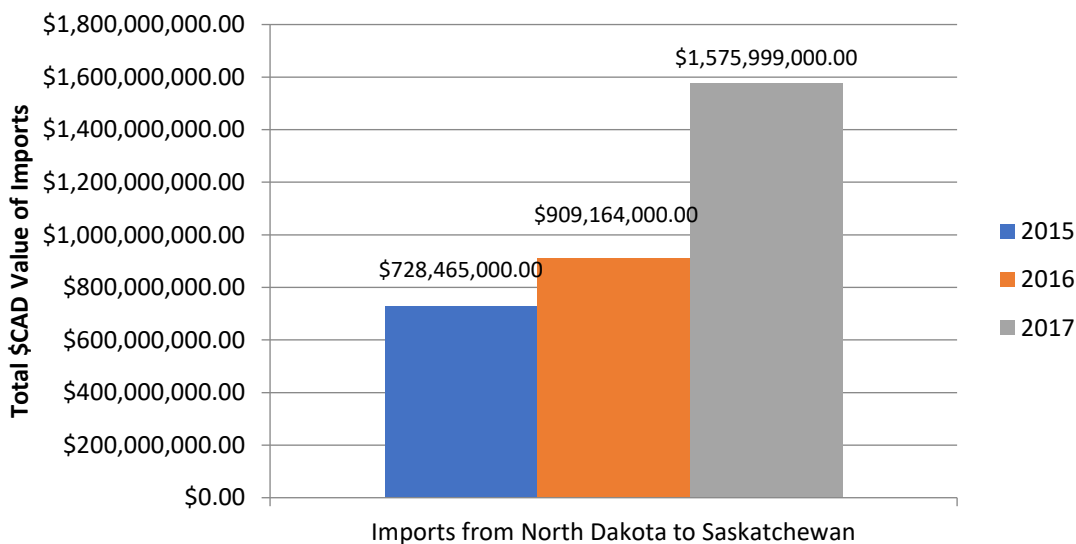


## Importance of Trade with North Dakota

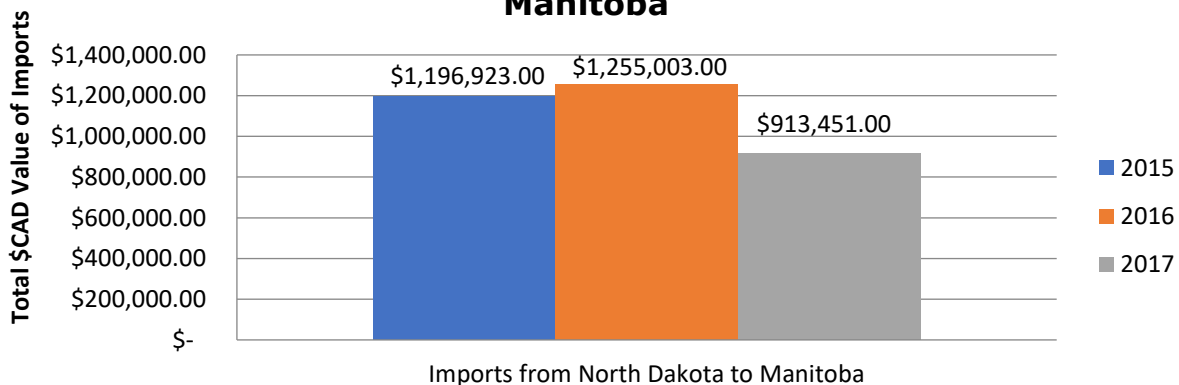
The trade relationship between Saskatchewan, Manitoba, and North Dakota is critical to our businesses and industry sectors. Our close relationship is more than where we are situated on our map. It accounts for millions of dollars for tourism, agriculture, clothing, and much more. The current trade dispute resulting in tariffs on trade products hurts our businesses and the men and women who rely on domestic and global trade.

### Imports

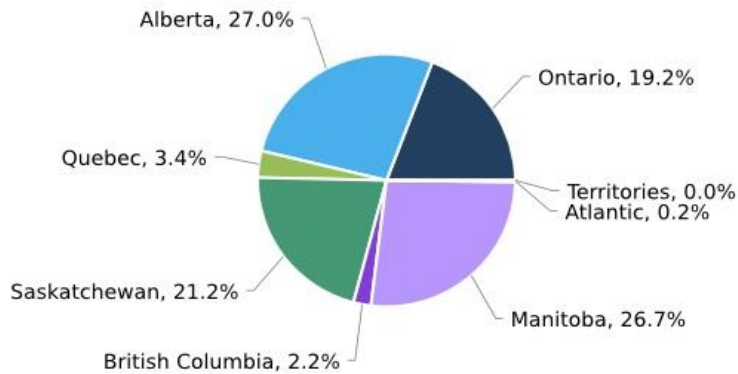
#### Total Value of Imports from North Dakota to Saskatchewan



#### Total Value of Imports from North Dakota to Manitoba

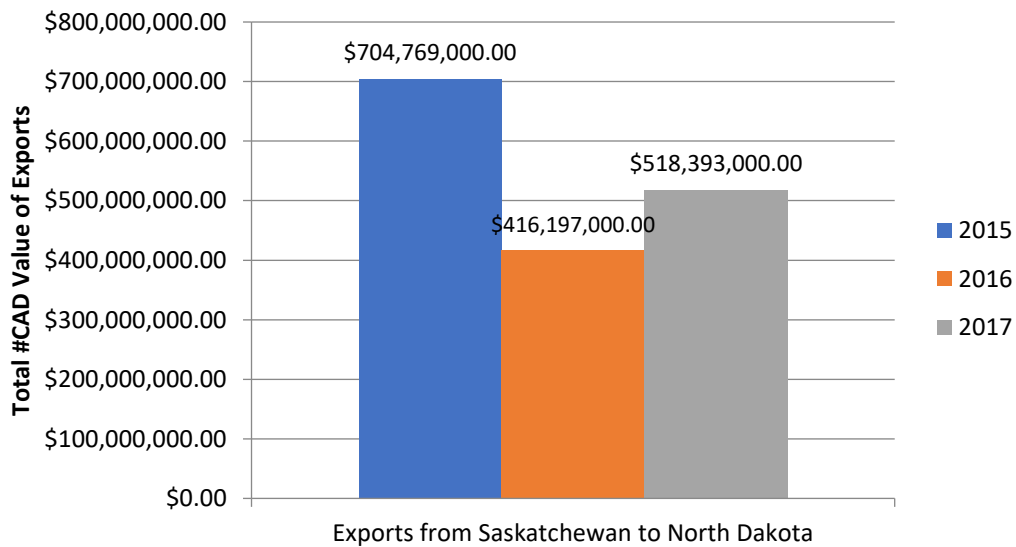


### Total Value of Imports from North Dakota to Canada (2016)



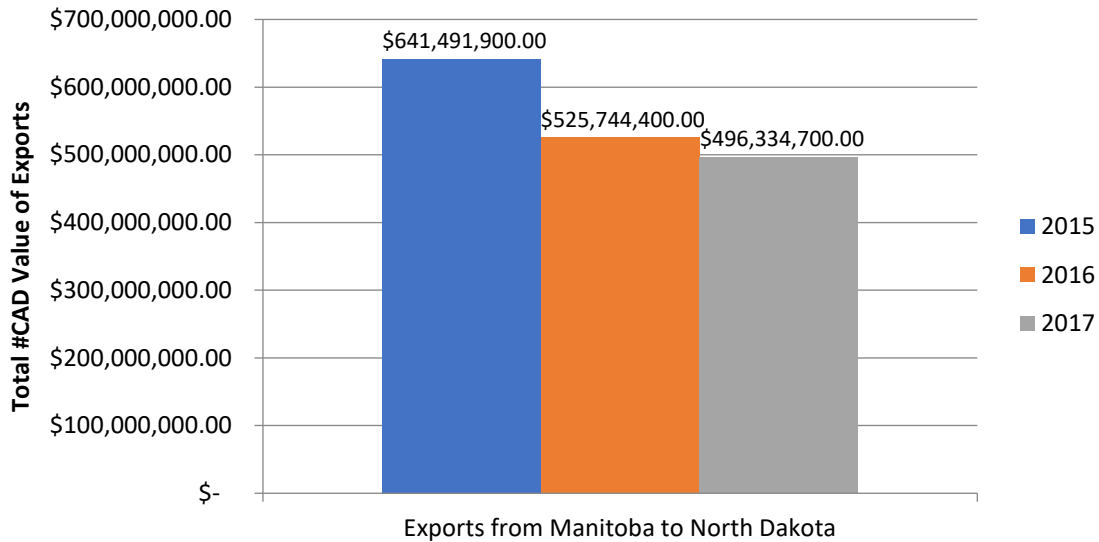
### Exports

#### Total Value of Exports from Saskatchewan to North Dakota





### Total Value of Exports from Manitoba to North Dakota



#### Overall Canada/North Dakota Trade Data

- 28,500 jobs in North Dakota depend on trade & investment with Canada
- North Dakota sells more goods to Canada than to all other countries combined

#### Total North Dakota Exports to Canada Threatened by New Tariffs:

\$24,962,155

- Plywood, Veneer Panels & Similar Lam-Wood: \$12,747,483
- Tubes, Pipes Etc, Iron/Steel Welded: \$1,808,934
- Flat rolled Iron or steel 4.75-10MM Thick: \$1,735,973



<p><b>North Dakota exports to Canada by industry</b></p> <ul style="list-style-type: none"> <li>• Agriculture: 11%</li> <li>• Chemicals: 4%</li> <li>• Energy: 70%</li> <li>• Equipment &amp; machinery: 8%</li> <li>• Transportation: 4%</li> <li>• Other: 3%</li> </ul>	<p><b>North Dakota imports from Canada by industry</b></p> <ul style="list-style-type: none"> <li>• Agriculture: 22%</li> <li>• Chemicals: 15%</li> <li>• Energy: 10%</li> <li>• Equipment &amp; machinery: 18%</li> <li>• Forest products: 3%</li> <li>• Minerals &amp; metals: 11%</li> <li>• Transportation: 11%</li> <li>• Other: 10%</li> </ul>
<p><b>Top North Dakota goods exports to Canada</b></p> <ul style="list-style-type: none"> <li>• Crude petroleum: \$1.8 billion</li> <li>• Fuel oil: \$1.1 billion</li> <li>• Natural gas &amp; other gases: \$161 million</li> <li>• Tractors: \$128 million</li> <li>• Agricultural machinery: \$119 million</li> <li>• Beverages &amp; alcohol: \$116 million</li> <li>• Organic chemicals: \$91 million</li> <li>• Animal feed &amp; food industry residues: \$73 million</li> <li>• Cereals: \$71 million</li> <li>• Oil seeds: \$62 million</li> </ul>	<p><b>Top North Dakota goods imports from Canada</b></p> <ul style="list-style-type: none"> <li>• Oil seeds: \$144 million</li> <li>• Fertilizers: \$117 million</li> <li>• Cereals: \$87 million</li> <li>• Iron &amp; steel tubes, pipes &amp; sheets: \$85 million</li> <li>• Inorganic chemicals: \$80 million</li> <li>• Motor vehicle parts: \$75 million</li> <li>• Natural gas &amp; other gases: \$71 million</li> <li>• Agricultural machinery: \$68 million</li> <li>• Compressors &amp; pumps: \$55 million</li> <li>• Vegetables: \$50 million</li> </ul>
<p><b>Top North Dakota services exports to Canada</b></p> <ul style="list-style-type: none"> <li>• Transportation services: \$20 million</li> <li>• Business, professional &amp; technical services: \$18 million</li> <li>• Travel: \$18 million</li> <li>• Royalties: \$10 million</li> <li>• Equipment installation, maintenance &amp; repair: \$10 million</li> </ul>	<p><b>North Dakota–Canada Tourism</b></p> <ul style="list-style-type: none"> <li>• ND visits by Canadians: 677,000</li> <li>• ND vacation spending by Canadians: \$160 million</li> <li>• ND visits to Canada: 149,000</li> <li>• ND vacation spending in Canada: \$17 million</li> </ul>